Halifax
Regional Centre for Education

FINISHES UPGRADES
HERRING COVE JUNIOR HIGH SCHOOL

ISSUED FOR TENDER - MAY 2025

TENDER#: RFP 4267

Architectural Drawing List	
Sheet Number	Sheet Name
A000	COVER SHEET
A001	SITE PLAN
A100	FLOOR PLAN - LOWER LEVEL PLAN
A101	FLOOR PLAN - MAIN FLOOR PLAN
A102	FLOOR PLAN - UPPER LEVEL PLAN
A200	FLOORING PLANS
A201	FLOORING PLANS
A300	REFLECTED CEILING PLAN - LOWER LEVEL PLAN
A301	REFLECTED CEILING PLAN - MAIN LEVEL PLAN
A302	REFLECTED CEILING PLAN - UPPER LEVEL PLAN
A400	ACCESSIBLE ENTRANCE UPGRADES

Electrical Drawing List	
Sheet Number	Sheet Name
E-001	ELECTRICAL LEGEND, SPECIFICATIONS, AND DETAILS
E-101	LOWER LEVEL PLANS ELECTRICAL
E-102	MAIN LEVEL PLANS ELECTRICAL
E-103	UPPER LEVEL PLANS ELECTRICAL

SP DUMARESQ ARCHITECT LTD
#2888 OGILVIES ROAD, THIRD FLOOR, HALIFAX, N.S.

KEY PLAN

GENERAL NOTES

THIS DRAWING IS THE PROPERTY OF SP DUMARESQ ARCHITECT LTD. AND MAY NOT BE USED OR REPRODUCED WITHOUT EXPRESSED WRITTEN APPROVAL. THE CONTRACTOR SHALL VERIFY ALL LEVELS AND DIMENSIONS ON SITE AND REPORT ALL DISCREPANCIES TO THE ARCHITECT BEFORE BEGINNING WORK. DO NOT SCALE DRAWING. USE FIGURED DIMENSIONS ONLY. THE CONTRACTOR SHALL BE RESPONSIBLE FOR ANY CHANGES MADE TO THE DRAWINGS WITHOUT THE ARCHITECT'S APPROVAL. READ THIS DRAWING IN CONJUNCTION WITH CONTRACT DRAWINGS AND SPECIFICATIONS.

IF DIMENSION DOES NOT MEASURE 1" DRAWING IS NOT PRINTED TO SCALE

DATE	#	ISSUE
MAY 12, 2025	1	FOR TENDER

REGISTERED MEMBER
S.P. DUMARESQ
NOVA SCOTIA ASSOCIATION OF ARCHITECTS

SCALE:	
DRAWN BY:	STAFF
REVIEWED BY:	
DATE:	MAY 12, 2025

PROJECT TITLE
HERRING COVE JUNIOR HIGH SCHOOL FINISHES UPGRADES

Project Number

SHEET TITLE
COVER SHEET

A000

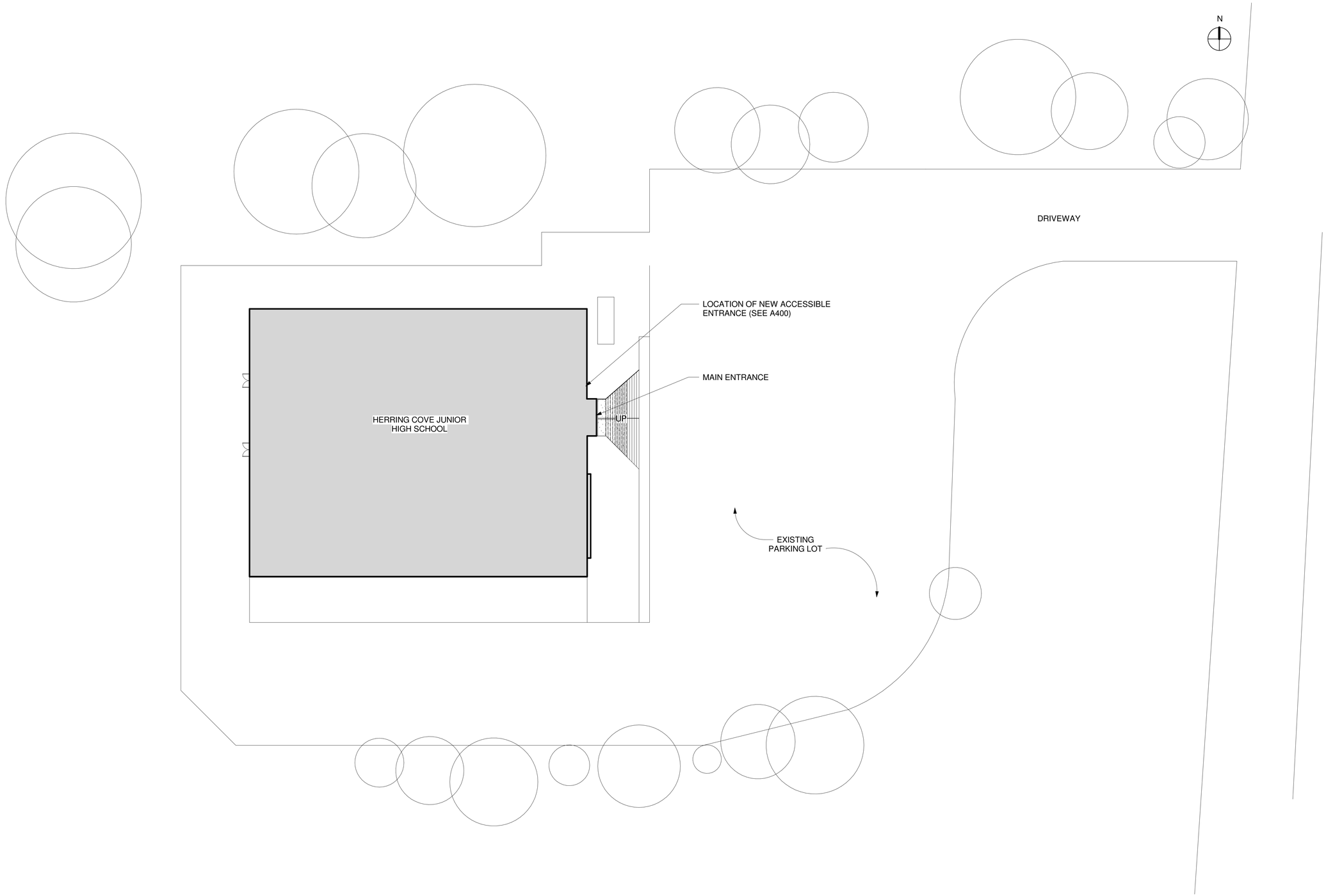

1 **SITE PLAN**
1" = 20'-0"

SITE NOTES:

1. CONTRACTOR TO PROVIDE ALL PRECAUTIONS NECESSARY TO CONTAIN DUST AND DEBRIS DURING THE WORK.
2. PROVIDE ADEQUATE EXTERIOR HOARDING AND FENCING AS REQUIRED TO PROTECT OCCUPANTS AND PROPERTY, VEHICLES. ETC.

SP DUMARESQ ARCHITECT LTD
6386 COBURG ROAD, THIRD FLOOR, HALIFAX, N.S.

KEY PLAN

GENERAL NOTES

THIS DRAWING IS THE PROPERTY OF SP DUMARESQ ARCHITECT LTD. AND MAY NOT BE USED OR REPRODUCED WITHOUT EXPRESSED WRITTEN APPROVAL. THE CONTRACTOR SHALL VERIFY ALL LEVELS AND DIMENSIONS ON SITE AND REPORT ALL DISCREPANCIES TO THE ARCHITECT BEFORE BEGINNING WORK. DO NOT SCALE DRAWING. USE FIGURED DIMENSIONS ONLY. THE CONTRACTOR SHALL BE RESPONSIBLE FOR ANY CHANGES MADE TO THE DRAWINGS WITHOUT THE ARCHITECT'S APPROVAL. READ THIS DRAWING IN CONJUNCTION WITH CONTRACT DRAWINGS AND SPECIFICATIONS.

IF DIMENSION DOES NOT MEASURE 1" DRAWING IS NOT PRINTED TO SCALE 1"

DATE	#	ISSUE
MAY 12, 2025	1	FOR TENDER

REGISTERED MEMBER
S.P. DUMARESQ
NS ASSOCIATION OF ARCHITECTS

SCALE:	1" = 20'-0"
DRAWN BY:	Author
REVIEWED BY:	
DATE:	MAY 12, 2025

PROJECT TITLE
HERRING COVE JUNIOR HIGH SCHOOL FINISHES UPGRADES

Project Number

SHEET TITLE
SITE PLAN

A001

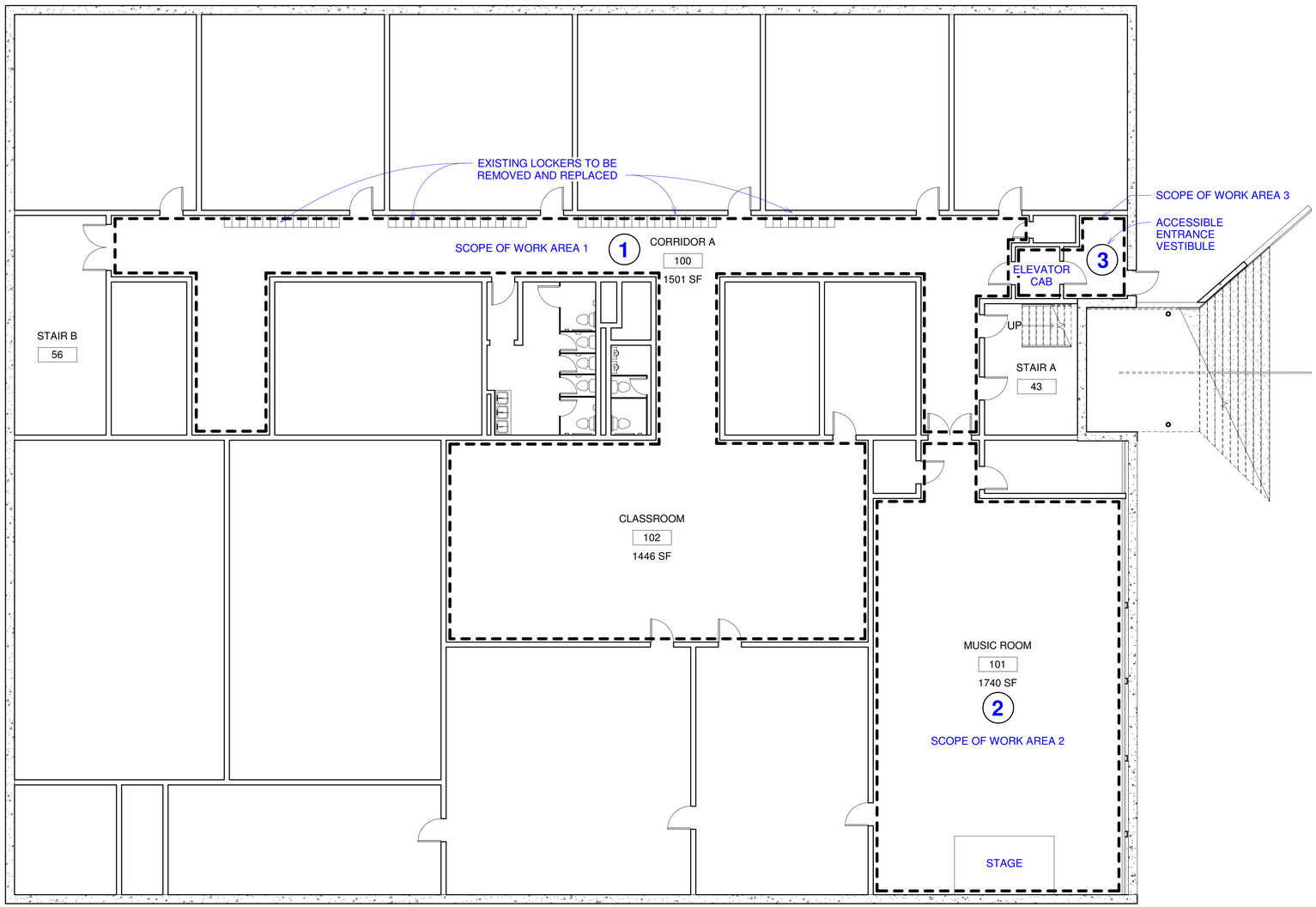

1 A400 **LOWER LEVEL KEYPLAN**

1/8" = 1'-0"

NOTES: SCOPE AREA 1 (SEE SPEC SECTION 00 41 13 PRICE SUBMISSION FORM)

1. REMOVE EXISTING LOCKERS. DELIVER AND INSTALL NEW OWNER SUPPLIED LOCKERS (LOCATED AT GAETZ BROOK JH GYMNASIUM, MAIN LEVEL). INSTALL OWNER SUPPLIED NUMBER PLATES TO ALL LOCKERS.
   QTY: 82 UNITS, 4 LOCKERS PER UNIT.
2. PROVIDE NEW WALL PAINT (PREP SURFACE AREA FOR NEW PAINT AS REQUIRED). MINIMUM 1 COAT OF PRIMER AND 2 COATS OF PAINT.
3. PROVIDE NEW COAT OF PAINT ON DOORS AND FRAMES (PREP SURFACE AREA FOR NEW PAINT AS REQUIRED). MINIMUM 1 COAT OF PRIMER AND 2 COATS OF PAINT.
4. STRIP WAX FROM EXISTING VCT FLOORING AND REPLACE WITH NEW COAT OF SEALER AND COAT OF WAX FINISH.
5. REMOVE RUBBER BASE AND REPLACE WITH NEW PAINTED HARDWOOD BASE WHERE REQUIRED. EXISTING HARDWOOD BASE TO REMAIN AND RECEIVE MATCHING COAT OF PAINT.
6. REMOVE EXISTING T-BAR CEILINGS AND REPLACE WITH NEW (SEE REF. CEILING PLANS).
7. REMOVE AND REPLACE EXISTING LIGHTING AS WELL AS OTHER ELECTRICAL UPGRADES (SEE ELEC.). PROVIDE FIRE-RATED TROUGHER COVER AT EACH LED FIXTURE (SEE DRAWING 2 ON A300).

NOTES: SCOPE AREA 2 (SEE SPEC SECTION 00 41 13 PRICE SUBMISSION FORM)

1. REMOVE RUBBER BASE AND REPLACE WITH NEW PAINTED HARDWOOD BASE WHERE REQUIRED. EXISTING HARDWOOD BASE TO REMAIN AND RECEIVE MATCHING COAT OF PAINT.
2. REMOVE EXISTING FLOORING AND REPLACE WITH NEW VCT FLOORING.
3. PROVIDE COAT OF SEALER AND COAT OF WAX FINISH TO NEW VCT FLOORING.
4. PROVIDE NEW WALL PAINT AT LIBRARY RECEPTION (PREP SURFACE AREA FOR NEW PAINT AS REQUIRED). MINIMUM 1 COAT OF PRIMER AND 2 COATS OF PAINT.

NOTES: SCOPE AREA 3 (SEE SPEC SECTION 00 41 13 PRICE SUBMISSION FORM)

1. PROVIDE NEW WALL PAINT (PREP SURFACE AREA FOR NEW PAINT AS REQUIRED). MINIMUM 1 COAT OF PRIMER AND 2 COATS OF PAINT.
2. REMOVE EXISTING DAMAGED HARD TILE FLOORING AS REQUIRED AND REPLACE WITH NEW TO MATCH.
3. PROVIDE NEW HARD TILE BASE
4. PROVIDE NEW PVC PROTECTION BOARD AND CORNER GUARDS IN INTERIOR OF VESTIBULE.
5. REMOVE EXISTING FLOORING IN ELEVATOR CAB AND REPLACE WITH NEW VCT FLOORING.
6. PROVIDE COAT OF SEALER AND COAT OF WAX FINISH TO NEW VCT FLOORING IN ELEVATOR CAB

NOTES: SCOPE AREA 4 (SEE SPEC SECTION 00 41 13 PRICE SUBMISSION FORM)

1. REMOVE EXISTING CEILING AND REPLACE WITH NEW (SEE REF. CEILING PLANS).
2. REMOVE AND REPLACE EXISTING LIGHTING AS WELL AS OTHER ELECTRICAL UPGRADES (SEE ELEC. DRAWINGS).
3. PAINT SKYLIGHT WELLS.

ROOM FINISH SCHEDULE

Name	Floor Finish	Base Finish	Wall Finish	Ceiling Finish
CAFETERIA	VCT	HW	-	-
CLASSROOM	-	HW	-	ACT
CORRIDOR A	-	HW	PT	ACT
CORRIDOR B	-	HW	PT	ACT
CORRIDOR C	-	HW	PT	ACT
ELEVATOR	VCT	RUBBER	-	-
LIBRARY	VCT	HW	-	-
MUSIC ROOM	VCT	HW	-	-
STAIR A	-	-	-	ACT
STAIR B	-	-	-	ACT
TEACHERS WR	HT	HT	PT	-
VESTIBULE	HT	HT	PVC/PT	-

VCT = VINYL COMPOSITE TILE
HT = HARD TILE
HW = PAINTED HARDWOOD
RUBBER = RUBBER BASE

PT = PAINTED
PVC = POLYVINYL CHLORIDE
ACT = ACOUSTIC CEILING TILE

SP DUMARESQ ARCHITECT LTD
ROBBIE COBURG PROJ. THIRD FLOOR, HALIFAX, N.S.

KEY PLAN

GENERAL NOTES

THIS DRAWING IS THE PROPERTY OF SP DUMARESQ ARCHITECT LTD. AND MAY NOT BE USED OR REPRODUCED WITHOUT EXPRESSED WRITTEN APPROVAL. THE CONTRACTOR SHALL VERIFY ALL LEVELS AND DIMENSIONS ON SITE AND REPORT ALL DISCREPANCIES TO THE ARCHITECT BEFORE BEGINNING WORK. DO NOT SCALE DRAWING. USE FIGURED DIMENSIONS ONLY. THE CONTRACTOR SHALL BE RESPONSIBLE FOR ANY CHANGES MADE TO THE DRAWINGS WITHOUT THE ARCHITECT'S APPROVAL. READ THIS DRAWING IN CONJUNCTION WITH CONTRACT DRAWINGS AND SPECIFICATIONS.

IF DIMENSION DOES NOT MEASURE 1" DRAWING IS NOT PRINTED TO SCALE

DATE	#	ISSUE
MAY 12, 2025	1	FOR TENDER

REGISTERED MEMBER S.P. DUMARESQ NOVA SCOTIA ASSOCIATION OF ARCHITECTS

SCALE:	As indicated
DRAWN BY:	FB
REVIEWED BY:	
DATE:	MAY 12, 2025

PROJECT TITLE

HERRING COVE JUNIOR HIGH SCHOOL FINISHES UPGRADES

Project Number

SHEET TITLE

FLOOR PLAN - LOWER LEVEL PLAN

A100

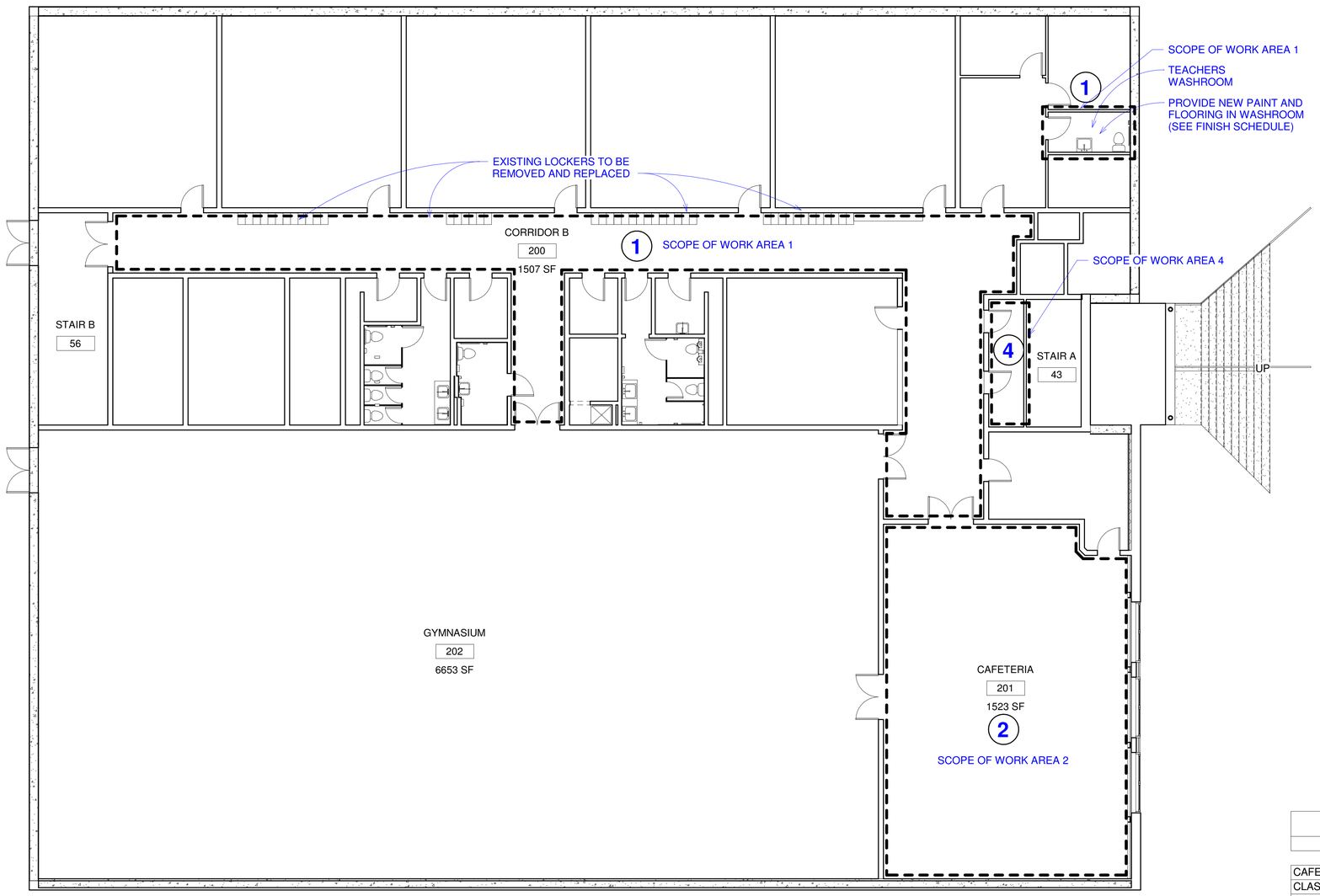

1 **MAIN LEVEL KEYPLAN**

1/8" = 1'-0"

NOTES: SCOPE AREA 1 (SEE SPEC SECTION 00 41 13 PRICE SUBMISSION FORM)

1. REMOVE EXISTING LOCKERS. DELIVER AND INSTALL NEW OWNER SUPPLIED LOCKERS (LOCATED AT GAETZ BROOK JH GYMNASIUM, MAIN LEVEL). INSTALL OWNER SUPPLIED NUMBER PLATES TO ALL LOCKERS.
   QTY: 82 UNITS, 4 LOCKERS PER UNIT.
2. PROVIDE NEW WALL PAINT (PREP SURFACE AREA FOR NEW PAINT AS REQUIRED). MINIMUM 1 COAT OF PRIMER AND 2 COATS OF PAINT.
3. PROVIDE NEW COAT OF PAINT ON DOORS AND FRAMES (PREP SURFACE AREA FOR NEW PAINT AS REQUIRED). MINIMUM 1 COAT OF PRIMER AND 2 COATS OF PAINT.
4. STRIP WAX FROM EXISTING VCT FLOORING AND REPLACE WITH NEW COAT OF SEALER AND COAT OF WAX FINISH.
5. REMOVE RUBBER BASE AND REPLACE WITH NEW PAINTED HARDWOOD BASE WHERE REQUIRED. EXISTING HARDWOOD BASE TO REMAIN AND RECEIVE MATCHING COAT OF PAINT.
6. REMOVE EXISTING T-BAR CEILINGS AND REPLACE WITH NEW (SEE REF. CEILING PLANS).
7. REMOVE AND REPLACE EXISTING LIGHTING AS WELL AS OTHER ELECTRICAL UPGRADES (SEE ELEC.). PROVIDE FIRE-RATED TROUGHER COVER AT EACH LED FIXTURE (SEE DRAWING 2 ON A300).

NOTES: SCOPE AREA 2 (SEE SPEC SECTION 00 41 13 PRICE SUBMISSION FORM)

1. REMOVE RUBBER BASE AND REPLACE WITH NEW PAINTED HARDWOOD BASE WHERE REQUIRED. EXISTING HARDWOOD BASE TO REMAIN AND RECEIVE MATCHING COAT OF PAINT.
2. REMOVE EXISTING FLOORING AND REPLACE WITH NEW VCT FLOORING.
3. PROVIDE COAT OF SEALER AND COAT OF WAX FINISH TO NEW VCT FLOORING.
4. PROVIDE NEW WALL PAINT AT LIBRARY RECEPTION (PREP SURFACE AREA FOR NEW PAINT AS REQUIRED). MINIMUM 1 COAT OF PRIMER AND 2 COATS OF PAINT.

NOTES: SCOPE AREA 3 (SEE SPEC SECTION 00 41 13 PRICE SUBMISSION FORM)

1. PROVIDE NEW WALL PAINT (PREP SURFACE AREA FOR NEW PAINT AS REQUIRED). MINIMUM 1 COAT OF PRIMER AND 2 COATS OF PAINT.
2. REMOVE EXISTING DAMAGED HARD TILE FLOORING AS REQUIRED AND REPLACE WITH NEW TO MATCH.
3. PROVIDE NEW HARD TILE BASE
4. PROVIDE NEW PVC PROTECTION BOARD AND CORNER GUARDS IN INTERIOR OF VESTIBULE.
5. REMOVE EXISTING FLOORING IN ELEVATOR CAB AND REPLACE WITH NEW VCT FLOORING.
6. PROVIDE COAT OF SEALER AND COAT OF WAX FINISH TO NEW VCT FLOORING IN ELEVATOR CAB

NOTES: SCOPE AREA 4 (SEE SPEC SECTION 00 41 13 PRICE SUBMISSION FORM)

1. REMOVE EXISTING CEILING AND REPLACE WITH NEW (SEE REF. CEILING PLANS).
2. REMOVE AND REPLACE EXISTING LIGHTING AS WELL AS OTHER ELECTRICAL UPGRADES (SEE ELEC. DRAWINGS).
3. PAINT SKYLIGHT WELLS.

ROOM FINISH SCHEDULE

Name	Floor Finish	Base Finish	Wall Finish	Ceiling Finish
CAFETERIA	VCT	HW	-	-
CLASSROOM	-	HW	-	ACT
CORRIDOR A	-	HW	PT	ACT
CORRIDOR B	-	HW	PT	ACT
CORRIDOR C	-	HW	PT	ACT
ELEVATOR	VCT	RUBBER	-	-
LIBRARY	VCT	HW	-	-
MUSIC ROOM	VCT	HW	-	-
STAIR A	-	-	-	ACT
STAIR B	-	-	-	ACT
TEACHERS WR	HT	HT	PT	-
VESTIBULE	HT	HT	PVC/PT	-

VCT = VINYL COMPOSITE TILE
HT = HARD TILE
HW = PAINTED HARDWOOD
RUBBER = RUBBER BASE

PT = PAINTED
PVC = POLYVINYL CHLORIDE
ACT = ACOUSTIC CEILING TILE

SP DUMARESQ ARCHITECT LTD
ROBBIE COBURG PRIMO. THIRD FLOOR, HALIFAX, N.S.

KEY PLAN

GENERAL NOTES

THIS DRAWING IS THE PROPERTY OF SP DUMARESQ ARCHITECT LTD. AND MAY NOT BE USED OR REPRODUCED WITHOUT EXPRESSED WRITTEN APPROVAL. THE CONTRACTOR SHALL VERIFY ALL LEVELS AND DIMENSIONS ON SITE AND REPORT ALL DISCREPANCIES TO THE ARCHITECT BEFORE BEGINNING WORK. DO NOT SCALE DRAWING. USE FIGURED DIMENSIONS ONLY. THE CONTRACTOR SHALL BE RESPONSIBLE FOR ANY CHANGES MADE TO THE DRAWINGS WITHOUT THE ARCHITECT'S APPROVAL. READ THIS DRAWING IN CONJUNCTION WITH CONTRACT DRAWINGS AND SPECIFICATIONS.

IF DIMENSION DOES NOT MEASURE 1" DRAWING IS NOT PRINTED TO SCALE

DATE	#	ISSUE
MAY 12, 2025	1	FOR TENDER

REGISTERED MEMBER S.P. DUMARESQ ASSOCIATION OF ARCHITECTS

SCALE:	As indicated
DRAWN BY:	Author
REVIEWED BY:	
DATE:	MAY 12, 2025

PROJECT TITLE

HERRING COVE JUNIOR HIGH SCHOOL FINISHES UPGRADES

Project Number

SHEET TITLE

FLOOR PLAN - MAIN FLOOR PLAN

A101

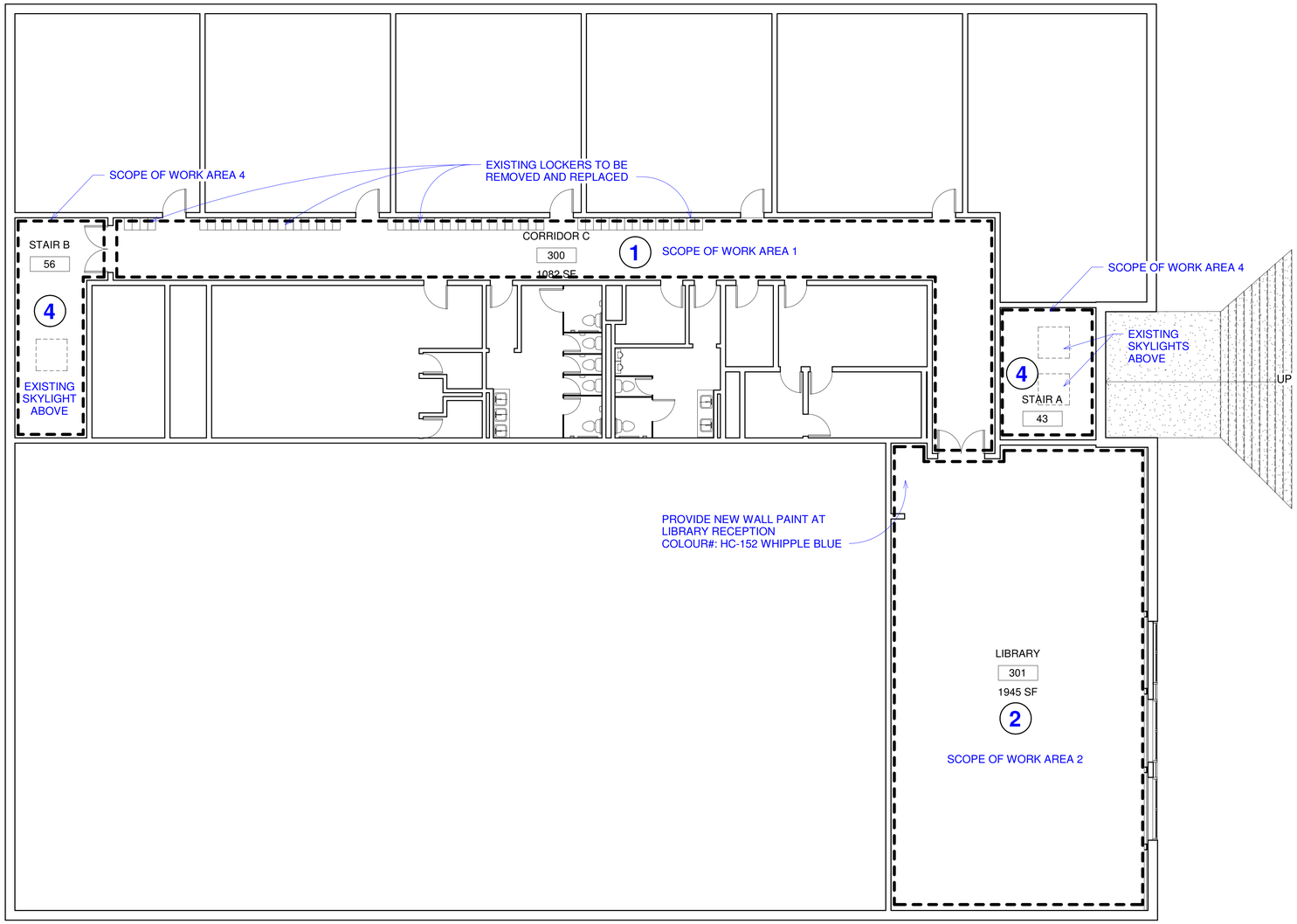

1 **UPPER LEVEL KEYPLAN**

1/8" = 1'-0"

NOTES: SCOPE AREA 1 (SEE SPEC SECTION 00 41 13 PRICE SUBMISSION FORM)

1. REMOVE EXISTING LOCKERS. DELIVER AND INSTALL NEW OWNER SUPPLIED LOCKERS (LOCATED AT GAETZ BROOK JH GYMNASIUM, MAIN LEVEL). INSTALL OWNER SUPPLIED NUMBER PLATES TO ALL LOCKERS.
   QTY: 82 UNITS, 4 LOCKERS PER UNIT.
2. PROVIDE NEW WALL PAINT (PREP SURFACE AREA FOR NEW PAINT AS REQUIRED). MINIMUM 1 COAT OF PRIMER AND 2 COATS OF PAINT.
3. PROVIDE NEW COAT OF PAINT ON DOORS AND FRAMES (PREP SURFACE AREA FOR NEW PAINT AS REQUIRED). MINIMUM 1 COAT OF PRIMER AND 2 COATS OF PAINT.
4. STRIP WAX FROM EXISTING VCT FLOORING AND REPLACE WITH NEW COAT OF SEALER AND COAT OF WAX FINISH.
5. REMOVE RUBBER BASE AND REPLACE WITH NEW PAINTED HARDWOOD BASE WHERE REQUIRED. EXISTING HARDWOOD BASE TO REMAIN AND RECEIVE MATCHING COAT OF PAINT.
6. REMOVE EXISTING T-BAR CEILINGS AND REPLACE WITH NEW (SEE REF. CEILING PLANS).
7. REMOVE AND REPLACE EXISTING LIGHTING AS WELL AS OTHER ELECTRICAL UPGRADES (SEE ELEC.). PROVIDE FIRE-RATED TROUGHER COVER AT EACH LED FIXTURE (SEE DRAWING 2 ON A300).

NOTES: SCOPE AREA 2 (SEE SPEC SECTION 00 41 13 PRICE SUBMISSION FORM)

1. REMOVE RUBBER BASE AND REPLACE WITH NEW PAINTED HARDWOOD BASE WHERE REQUIRED. EXISTING HARDWOOD BASE TO REMAIN AND RECEIVE MATCHING COAT OF PAINT.
2. REMOVE EXISTING FLOORING AND REPLACE WITH NEW VCT FLOORING.
3. PROVIDE COAT OF SEALER AND COAT OF WAX FINISH TO NEW VCT FLOORING.
4. PROVIDE NEW WALL PAINT AT LIBRARY RECEPTION (PREP SURFACE AREA FOR NEW PAINT AS REQUIRED). MINIMUM 1 COAT OF PRIMER AND 2 COATS OF PAINT.

NOTES: SCOPE AREA 3 (SEE SPEC SECTION 00 41 13 PRICE SUBMISSION FORM)

1. PROVIDE NEW WALL PAINT (PREP SURFACE AREA FOR NEW PAINT AS REQUIRED). MINIMUM 1 COAT OF PRIMER AND 2 COATS OF PAINT.
2. REMOVE EXISTING DAMAGED HARD TILE FLOORING AS REQUIRED AND REPLACE WITH NEW TO MATCH.
3. PROVIDE NEW HARD TILE BASE
4. PROVIDE NEW PVC PROTECTION BOARD AND CORNER GUARDS IN INTERIOR OF VESTIBULE.
5. REMOVE EXISTING FLOORING IN ELEVATOR CAB AND REPLACE WITH NEW VCT FLOORING.
6. PROVIDE COAT OF SEALER AND COAT OF WAX FINISH TO NEW VCT FLOORING IN ELEVATOR CAB

NOTES: SCOPE AREA 4 (SEE SPEC SECTION 00 41 13 PRICE SUBMISSION FORM)

1. REMOVE EXISTING CEILING AND REPLACE WITH NEW (SEE REF. CEILING PLANS).
2. REMOVE AND REPLACE EXISTING LIGHTING AS WELL AS OTHER ELECTRICAL UPGRADES (SEE ELEC. DRAWINGS).
3. PAINT SKYLIGHT WELLS.

ROOM FINISH SCHEDULE

Name	Floor Finish	Base Finish	Wall Finish	Ceiling Finish
CAFETERIA	VCT	HW	-	-
CLASSROOM	-	HW	-	ACT
CORRIDOR A	-	HW	PT	ACT
CORRIDOR B	-	HW	PT	ACT
CORRIDOR C	-	HW	PT	ACT
ELEVATOR	VCT	RUBBER	-	-
LIBRARY	VCT	HW	-	-
MUSIC ROOM	VCT	HW	-	-
STAIR A	-	-	-	ACT
STAIR B	-	-	-	ACT
TEACHERS WR	HT	HT	PT	-
VESTIBULE	HT	HT	PVC/PT	-

VCT = VINYL COMPOSITE TILE
HT = HARD TILE
HW = PAINTED HARDWOOD
RUBBER = RUBBER BASE

PT = PAINTED
PVC = POLYVINYL CHLORIDE
ACT = ACOUSTIC CEILING TILE

SP DUMARESQ ARCHITECT LTD
6386 COBURG ROAD, THIRD FLOOR, HALIFAX, N.S.

KEY PLAN

GENERAL NOTES

THIS DRAWING IS THE PROPERTY OF SP DUMARESQ ARCHITECT LTD. AND MAY NOT BE USED OR REPRODUCED WITHOUT EXPRESSED WRITTEN APPROVAL. THE CONTRACTOR SHALL VERIFY ALL LEVELS AND DIMENSIONS ON SITE AND REPORT ALL DISCREPANCIES TO THE ARCHITECT BEFORE BEGINNING WORK. DO NOT SCALE DRAWING. USE FIGURED DIMENSIONS ONLY. THE CONTRACTOR SHALL BE RESPONSIBLE FOR ANY CHANGES MADE TO THE DRAWINGS WITHOUT THE ARCHITECT'S APPROVAL. READ THIS DRAWING IN CONJUNCTION WITH CONTRACT DRAWINGS AND SPECIFICATIONS.

IF DIMENSION DOES NOT MEASURE 1" DRAWING IS NOT PRINTED TO SCALE

DATE	#	ISSUE
MAY 12, 2025	1	FOR TENDER

REGISTERED MEMBER S.P. DUMARESQ NOVA SCOTIA ASSOCIATION OF ARCHITECTS

SCALE:	As indicated
DRAWN BY:	Author
REVIEWED BY:	
DATE:	MAY 12, 2025

PROJECT TITLE

HERRING COVE JUNIOR HIGH SCHOOL FINISHES UPGRADES

Project Number

SHEET TITLE

FLOOR PLAN - UPPER LEVEL PLAN

A102



SCOPE OF WORK:

1. **DEMOLITION OF EXISTING FLOORING:** REMOVE ALL EXISTING VCT FLOORING IN ROOMS NOTED (SEE HAZMAT REPORT). REMOVE ALL EXISTING BASEBOARDS UNLESS OTHERWISE NOTED. EXISTING FLOOR ADHESIVE TO REMAIN AS INTACT AS POSSIBLE. FLOORING CONTRACTOR TO COVER EXISTING ADHESIVE WITH FLOOR LEVELER PRIOR TO NEW VCT INSTALLATION.

2. **INSTALLATION OF NEW FLOORING:** INSTALL NEW VCT FLOORING IN AREAS WHERE EXISTING FLOORING HAS BEEN REMOVED. REMOVE RUBBER BASE AND REPLACE WITH NEW PAINTED HARDWOOD BASE WHERE REQUIRED. EXISTING HARDWOOD BASE TO REMAIN AND RECEIVE MATCHING COAT OF PAINT.

3. **DUST CONTROL AND CLEANUP:** THE DEMOLITION CONTRACTOR MUST TAKE ALL NECESSARY PRECAUTIONS TO PREVENT DUST MIGRATION THROUGHOUT THE SCHOOL.

4. **VERIFICATION OF SQUARE FOOTAGE:** THE SQUARE FOOTAGE FOR NEW FLOORING PROVIDED IS APPROXIMATE. IT IS THE CONTRACTOR'S RESPONSIBILITY TO VERIFY AND CONFIRM THE AREAS REQUIRED TO COMPLETE THE WORK IN THE DESIGNATED AREAS.

VCT FLOORING:

- COOL WHITE - 51899
- STERLING - 51904
- CHARCOAL - 51915

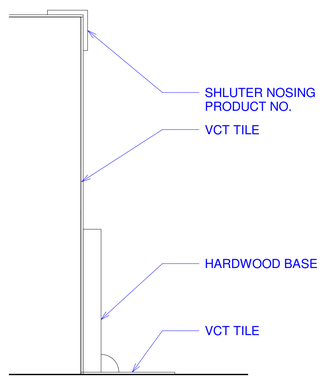

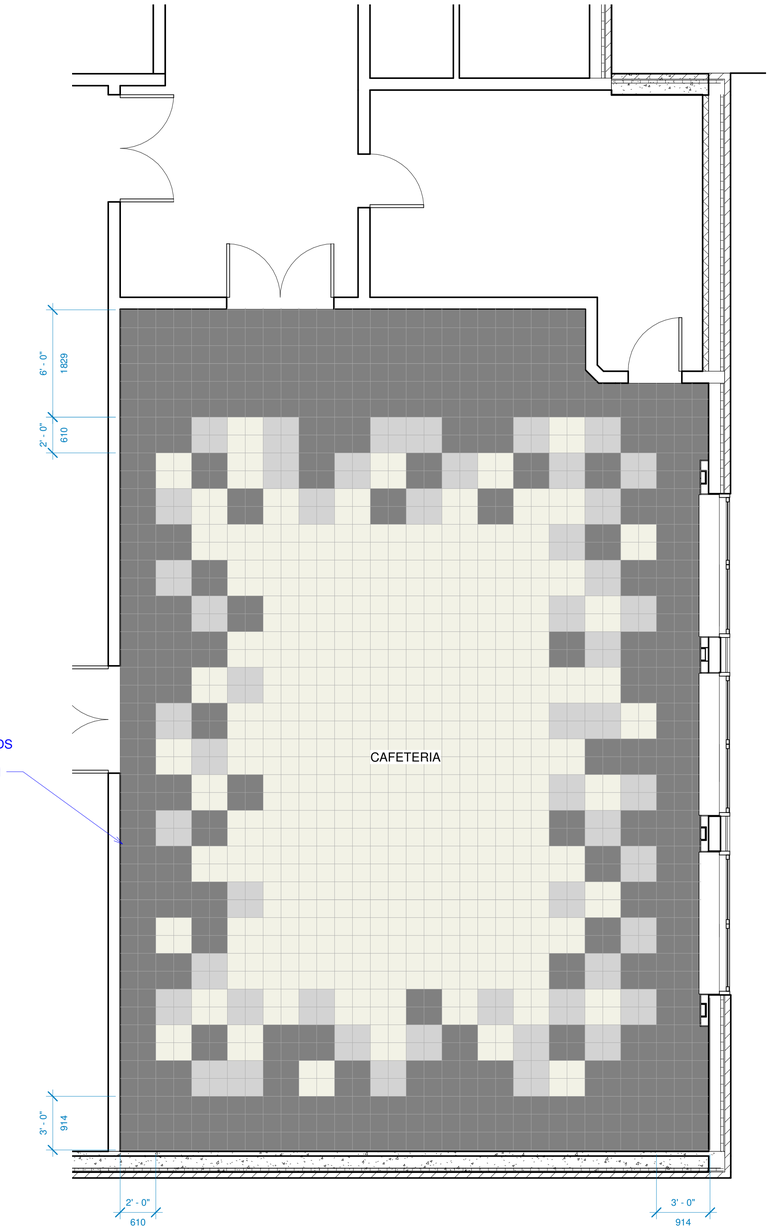

1 A400 **MUSIC ROOM - FLOOR PLAN**
1/4" = 1'-0"

3 A200 **BAND STAGE DETAIL**
6" = 1'-0"

2 **CAFETERIA - FLOOR PLAN**
1/4" = 1'-0"

SP DUMARESQ ARCHITECT LTD
6388 COBURG ROAD, THIRD FLOOR, HALIFAX, N.S.

KEY PLAN

GENERAL NOTES

THIS DRAWING IS THE PROPERTY OF SP DUMARESQ ARCHITECT LTD. AND MAY NOT BE USED OR REPRODUCED WITHOUT EXPRESSED WRITTEN APPROVAL. THE CONTRACTOR SHALL VERIFY ALL LEVELS AND DIMENSIONS ON SITE AND REPORT ALL DISCREPANCIES TO THE ARCHITECT BEFORE BEGINNING WORK. DO NOT SCALE DRAWING. USE FIGURED DIMENSIONS ONLY. THE CONTRACTOR SHALL BE RESPONSIBLE FOR ANY CHANGES MADE TO THE DRAWINGS WITHOUT THE ARCHITECT'S APPROVAL. READ THIS DRAWING IN CONJUNCTION WITH CONTRACT DRAWINGS AND SPECIFICATIONS.

IF DIMENSION DOES NOT MEAS 1" DRAWING IS NOT PRINTED TO SCALE

DATE	#	ISSUE
MAY 12, 2025	1	FOR TENDER

REGISTERED MEMBER
S.P. DUMARESQ
NOVA SCOTIA ASSOCIATION OF ARCHITECTS

SCALE:	As indicated
DRAWN BY:	Author
REVIEWED BY:	
DATE:	MAY 12, 2025

PROJECT TITLE
HERRING COVE JUNIOR HIGH SCHOOL FINISHES UPGRADES

Project Number

SHEET TITLE
FLOORING PLANS

A200



1 **LIBRARY - FLOOR PLAN**

1/4" = 1'-0"

SCOPE OF WORK:

1. **DEMOLITION OF EXISTING FLOORING:** REMOVE ALL EXISTING VCT FLOORING IN ROOMS NOTED (SEE HAZMAT REPORT). REMOVE ALL EXISTING BASEBOARDS UNLESS OTHERWISE NOTED. EXISTING FLOOR ADHESIVE TO REMAIN AS INTACT AS POSSIBLE. FLOORING CONTRACTOR TO COVER EXISTING ADHESIVE WITH FLOOR LEVELER PRIOR TO NEW VCT INSTALLATION.

2. **INSTALLATION OF NEW FLOORING:** INSTALL NEW VCT FLOORING IN AREAS WHERE EXISTING FLOORING HAS BEEN REMOVED. REMOVE RUBBER BASE AND REPLACE WITH NEW PAINTED HARDWOOD BASE WHERE REQUIRED. EXISTING HARDWOOD BASE TO REMAIN AND RECEIVE MATCHING COAT OF PAINT.

3. **DUST CONTROL AND CLEANUP:** THE DEMOLITION CONTRACTOR MUST TAKE ALL NECESSARY PRECAUTIONS TO PREVENT DUST MIGRATION THROUGHOUT THE SCHOOL.

4. **VERIFICATION OF SQUARE FOOTAGE:** THE SQUARE FOOTAGE FOR NEW FLOORING PROVIDED IS APPROXIMATE. IT IS THE CONTRACTOR'S RESPONSIBILITY TO VERIFY AND CONFIRM THE AREAS REQUIRED TO COMPLETE THE WORK IN THE DESIGNATED AREAS.

VCT FLOORING:

- COOL WHITE - 51899
- STERLING - 51904
- CHARCOAL - 51915

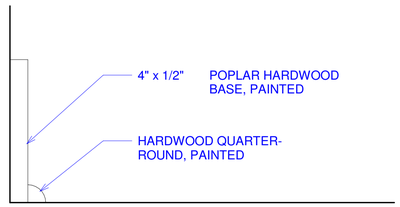

2 **TYP. HARDWOOD BASE**

6" = 1'-0"

SP DUMARESQ ARCHITECT LTD
6389 COBURG ROAD, THIRD FLOOR, HALIFAX, N.S.

KEY PLAN

GENERAL NOTES

THIS DRAWING IS THE PROPERTY OF SP DUMARESQ ARCHITECT LTD. AND MAY NOT BE USED OR REPRODUCED WITHOUT EXPRESSED WRITTEN APPROVAL. THE CONTRACTOR SHALL VERIFY ALL LEVELS AND DIMENSIONS ON SITE AND REPORT ALL DISCREPANCIES TO THE ARCHITECT BEFORE BEGINNING WORK. DO NOT SCALE DRAWING. USE FIGURED DIMENSIONS ONLY. THE CONTRACTOR SHALL BE RESPONSIBLE FOR ANY CHANGES MADE TO THE DRAWINGS WITHOUT THE ARCHITECT'S APPROVAL. READ THIS DRAWING IN CONJUNCTION WITH CONTRACT DRAWINGS AND SPECIFICATIONS.

IF DIMENSION DOES NOT MEASURE 1" DRAWING IS NOT PRINTED TO SCALE

DATE	#	ISSUE
MAY 12, 2025	1	FOR TENDER

REGISTERED MEMBER S.P. DUMARESQ ASSOCIATION OF ARCHITECTS

SCALE:	As indicated
DRAWN BY:	Author
REVIEWED BY:	
DATE:	MAY 12, 2025

PROJECT TITLE

HERRING COVE JUNIOR HIGH SCHOOL FINISHES UPGRADES

Project Number

SHEET TITLE

FLOORING PLANS

A201

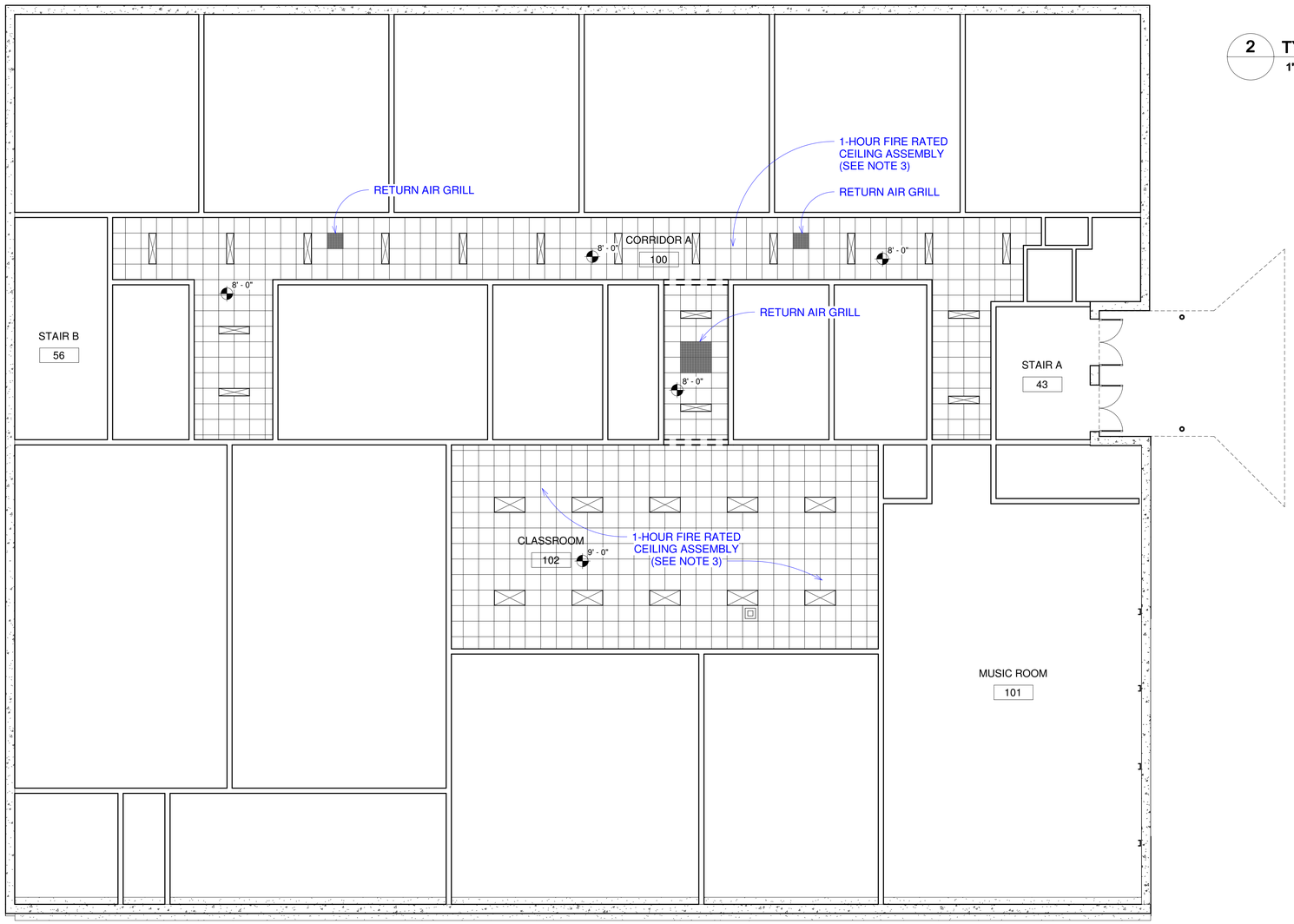

1 A400 **LOWER LEVEL - REFLECTED CEILING PLAN**
1/8" = 1'-0"

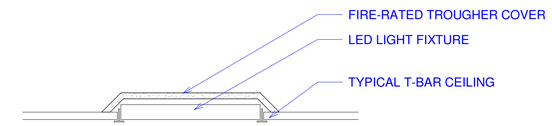

2 **TYP. FIRE-RATED TROUGHER COVER DETAIL**
1" = 1'-0"

LEGEND:

- 2x2 SUSPENDED ACOUSTIC CEILING
- 1x4 LED LIGHT
- 2x4 LED LIGHT

SCOPE OF WORK:

1. **DEMOLITION OF EXISTING CEILINGS:** REMOVE ALL EXISTING SUSPENDED GYPSUM BOARD AND FIBER PANEL CEILING ASSEMBLIES IN THE DESIGNATED CORRIDORS AND ROOMS.
2. **INSTALLATION OF NEW ACOUSTIC CEILING:** INSTALL A 2x2 SUSPENDED ACOUSTIC TILE CEILING IN AREAS WHERE EXISTING CEILINGS HAVE BEEN REMOVED. PROVIDE NEW DIFFUSERS AND PLENUM GRILLS IN NEW CEILING, LOCATIONS TO MATCH EXISTING.
3. **CEILING RATINGS:** THE LOWER AND MAIN LEVELS WILL RECEIVE A 1-HOUR RATED ACOUSTIC TILE CEILING AND GRID ASSEMBLY. THE UPPER LEVEL WILL RECEIVE A NON-RATED CEILING AND GRID ASSEMBLY (SEE SPEC).
4. **LIGHTING FIXTURE REPLACEMENT:** REMOVE ALL EXISTING SURFACE-MOUNTED LIGHTING FIXTURES IN WORK AREAS, AND REPLACE THEM WITH NEW LED RECESSED FIXTURES, TO BE LOCATED AS PER THE REFLECTED CEILING PLANS AND ELECTRICAL PLANS. PROVIDE FIRE-RATED TROUGHER COVER AT EACH LED FIXTURE (SEE DRAWING 2 ON A300).
5. **REINSTALLATION OF EXISTING DEVICES:** REMOVE AND REINSTALL ALL EXISTING CAMERA, PUBLIC ADDRESS SPEAKERS, AND SIMILAR DEVICES IN THE NEW CEILING ASSEMBLY. SEE ELECTRICAL DRAWINGS.
6. **EMERGENCY LIGHTING:** REMOVE AND INSTALL NEW EMERGENCY LIGHTING UNITS IN THE CORRIDORS. EXISTING POWER OUTLETS ARE TO REMAIN IN PLACE. THE CONTRACTOR IS TO ALLOW FOR THE INSTALLATION OF 12 NEW EMERGENCY LIGHTING UNITS. SEE ELECTRICAL DRAWINGS.
7. **DUST CONTROL AND CLEANUP:** THE DEMOLITION CONTRACTOR MUST TAKE ALL NECESSARY PRECAUTIONS TO PREVENT DUST MIGRATION INTO LOCKERS, CLASSROOMS, AND OTHER ROOMS.
8. **VERIFICATION OF SQUARE FOOTAGE:** THE SQUARE FOOTAGE FOR NEW SUSPENDED CEILINGS PROVIDED IS APPROXIMATE. IT IS THE CONTRACTOR'S RESPONSIBILITY TO VERIFY AND CONFIRM THE AREAS REQUIRED TO COMPLETE THE WORK IN THE DESIGNATED AREAS.
9. **CEILING HEIGHTS:** THE NOTED CEILING HEIGHTS FOR THE NEW SUSPENDED CEILINGS ARE APPROXIMATE. NEW CEILINGS SHALL BE INSTALLED AT THE EXISTING CEILING ELEVATION, AS MEASURED FROM THE FINISHED FLOOR.
10. **EXIT SIGNS:** EXISTING EXIT SIGNS TO BE REMOVED AND REPLACED WITH NEW (SEE ELEC.).

SP DUMARESQ ARCHITECT LTD
6388 COBURG ROAD, THIRD FLOOR, HALIFAX, N.S.

KEY PLAN

GENERAL NOTES

THIS DRAWING IS THE PROPERTY OF SP DUMARESQ ARCHITECT LTD. AND MAY NOT BE USED OR REPRODUCED WITHOUT EXPRESSED WRITTEN APPROVAL. THE CONTRACTOR SHALL VERIFY ALL LEVELS AND DIMENSIONS ON SITE AND REPORT ALL DISCREPANCIES TO THE ARCHITECT BEFORE BEGINNING WORK. DO NOT SCALE DRAWING. USE FIGURED DIMENSIONS ONLY. THE CONTRACTOR SHALL BE RESPONSIBLE FOR ANY CHANGES MADE TO THE DRAWINGS WITHOUT THE ARCHITECT'S APPROVAL. READ THIS DRAWING IN CONJUNCTION WITH CONTRACT DRAWINGS AND SPECIFICATIONS.

IF DIMENSION DOES NOT MEASURE 1" DRAWING IS NOT PRINTED TO SCALE

DATE	#	ISSUE
MAY 12, 2025	1	FOR TENDER

REGISTERED MEMBER S.P. DUMARESQ ASSOCIATION OF ARCHITECTS

SCALE:	As indicated
DRAWN BY:	Author
REVIEWED BY:	
DATE:	MAY 12, 2025

PROJECT TITLE

HERRING COVE JUNIOR HIGH SCHOOL FINISHES UPGRADES

Project Number

SHEET TITLE

REFLECTED CEILING PLAN - LOWER LEVEL PLAN

A300

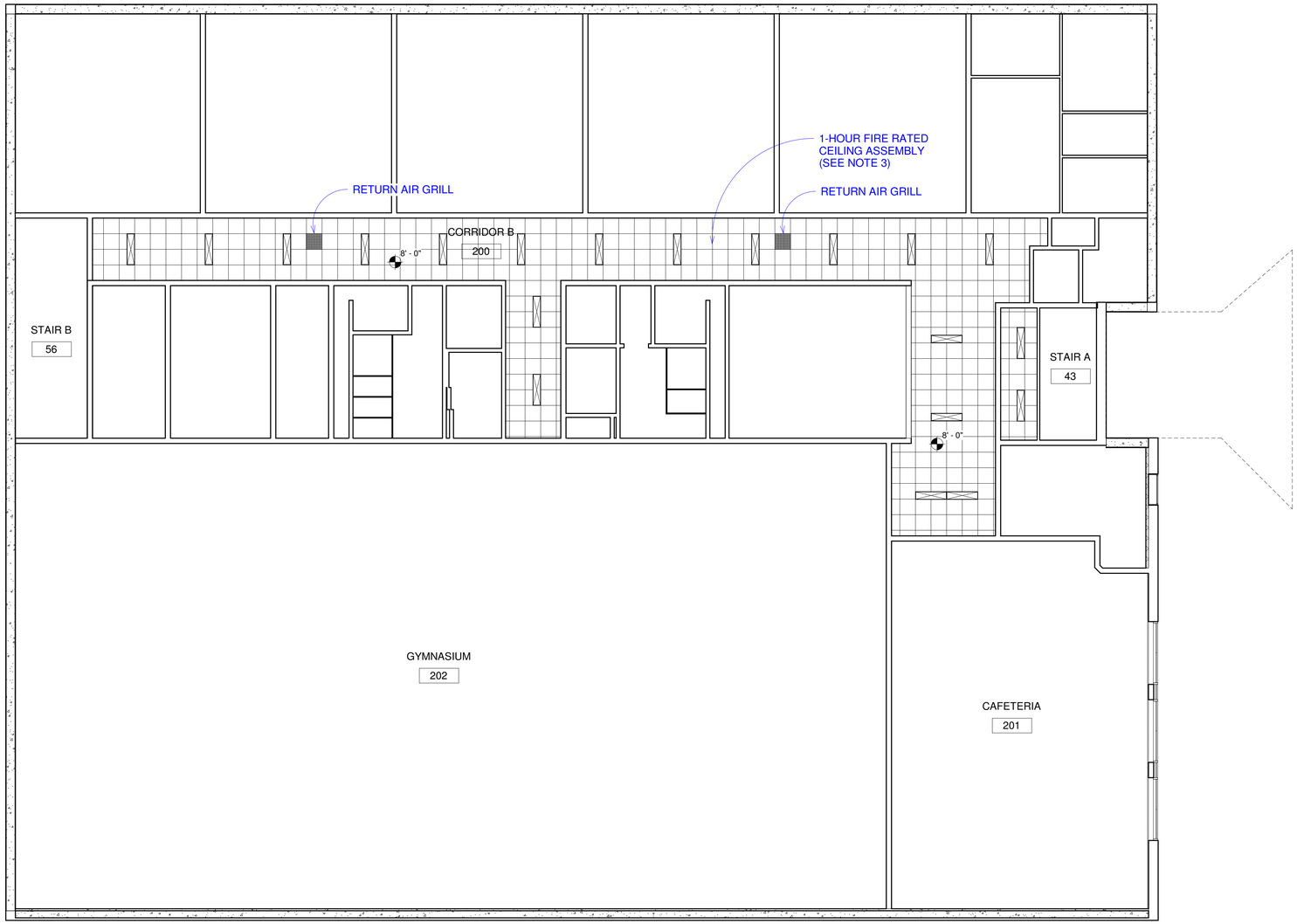

1 MAIN LEVEL - REFLECTED CEILING PLAN

1/8" = 1'-0"

LEGEND:

2x2 SUSPENDED ACOUSTIC CEILING

1x4 LED LIGHT

2x4 LED LIGHT

SCOPE OF WORK:

1. **DEMOLITION OF EXISTING CEILINGS:** REMOVE ALL EXISTING SUSPENDED GYPSUM BOARD AND FIBER PANEL CEILING ASSEMBLIES IN THE DESIGNATED CORRIDORS AND ROOMS.

2. **INSTALLATION OF NEW ACOUSTIC CEILING:** INSTALL A 2x2 SUSPENDED ACOUSTIC TILE CEILING IN AREAS WHERE EXISTING CEILINGS HAVE BEEN REMOVED. PROVIDE NEW DIFFUSERS AND PLENUM GRILLS IN NEW CEILING, LOCATIONS TO MATCH EXISTING.

3. **CEILING RATINGS:** THE LOWER AND MAIN LEVELS WILL RECEIVE A 1-HOUR RATED ACOUSTIC TILE CEILING AND GRID ASSEMBLY. THE UPPER LEVEL WILL RECEIVE A NON-RATED CEILING AND GRID ASSEMBLY (SEE SPEC).

4. **LIGHTING FIXTURE REPLACEMENT:** REMOVE ALL EXISTING SURFACE-MOUNTED LIGHTING FIXTURES IN WORK AREAS, AND REPLACE THEM WITH NEW LED RECESSED FIXTURES, TO BE LOCATED AS PER THE REFLECTED CEILING PLANS AND ELECTRICAL PLANS. . PROVIDE FIRE-RATED TROUGHER COVER AT EACH LED FIXTURE (SEE DRAWING 2 ON A300).

5. **REINSTALLATION OF EXISTING DEVICES:** REMOVE AND REINSTALL ALL EXISTING CAMERA, PUBLIC ADDRESS SPEAKERS, AND SIMILAR DEVICES IN THE NEW CEILING ASSEMBLY. SEE ELECTRICAL DRAWINGS.

6. **EMERGENCY LIGHTING:** REMOVE AND INSTALL NEW EMERGENCY LIGHTING UNITS IN THE CORRIDORS. EXISTING POWER OUTLETS ARE TO REMAIN IN PLACE. THE CONTRACTOR IS TO ALLOW FOR THE INSTALLATION OF 12 NEW EMERGENCY LIGHTING UNITS. SEE ELECTRICAL DRAWINGS.

7. **DUST CONTROL AND CLEANUP:** THE DEMOLITION CONTRACTOR MUST TAKE ALL NECESSARY PRECAUTIONS TO PREVENT DUST MIGRATION INTO LOCKERS, CLASSROOMS, AND OTHER ROOMS.

8. **VERIFICATION OF SQUARE FOOTAGE:** THE SQUARE FOOTAGE FOR NEW SUSPENDED CEILINGS PROVIDED IS APPROXIMATE. IT IS THE CONTRACTOR'S RESPONSIBILITY TO VERIFY AND CONFIRM THE AREAS REQUIRED TO COMPLETE THE WORK IN THE DESIGNATED AREAS.

9. **CEILING HEIGHTS:** THE NOTED CEILING HEIGHTS FOR THE NEW SUSPENDED CEILINGS ARE APPROXIMATE. NEW CEILINGS SHALL BE INSTALLED AT THE EXISTING CEILING ELEVATION, AS MEASURED FROM THE FINISHED FLOOR.

10. **EXIT SIGNS:** EXISTING EXIT SIGNS TO BE REMOVED AND REPLACED WITH NEW (SEE ELEC.).

SP DUMARESQ ARCHITECT LTD
6388 COBURG ROAD, THIRD FLOOR, HALIFAX, N.S.

KEY PLAN

GENERAL NOTES

THIS DRAWING IS THE PROPERTY OF SP DUMARESQ ARCHITECT LTD. AND MAY NOT BE USED OR REPRODUCED WITHOUT EXPRESSED WRITTEN APPROVAL. THE CONTRACTOR SHALL VERIFY ALL LEVELS AND DIMENSIONS ON SITE AND REPORT ALL DISCREPANCIES TO THE ARCHITECT BEFORE BEGINNING WORK. DO NOT SCALE DRAWING. USE FIGURED DIMENSIONS ONLY. THE CONTRACTOR SHALL BE RESPONSIBLE FOR ANY CHANGES MADE TO THE DRAWINGS WITHOUT THE ARCHITECT'S APPROVAL. READ THIS DRAWING IN CONJUNCTION WITH CONTRACT DRAWINGS AND SPECIFICATIONS.

IF DIMENSION DOES NOT MEASURE 1" DRAWING IS NOT PRINTED TO SCALE

DATE	#	ISSUE
MAY 12, 2025	1	FOR TENDER

REGISTERED MEMBER
S.P. DUMARESQ
ASSOCIATION OF ARCHITECTS

SCALE:	As indicated
DRAWN BY:	Author
REVIEWED BY:	
DATE:	MAY 12, 2025

PROJECT TITLE

HERRING COVE JUNIOR HIGH SCHOOL FINISHES UPGRADES

Project Number

SHEET TITLE

REFLECTED CEILING PLAN - MAIN LEVEL PLAN

A301

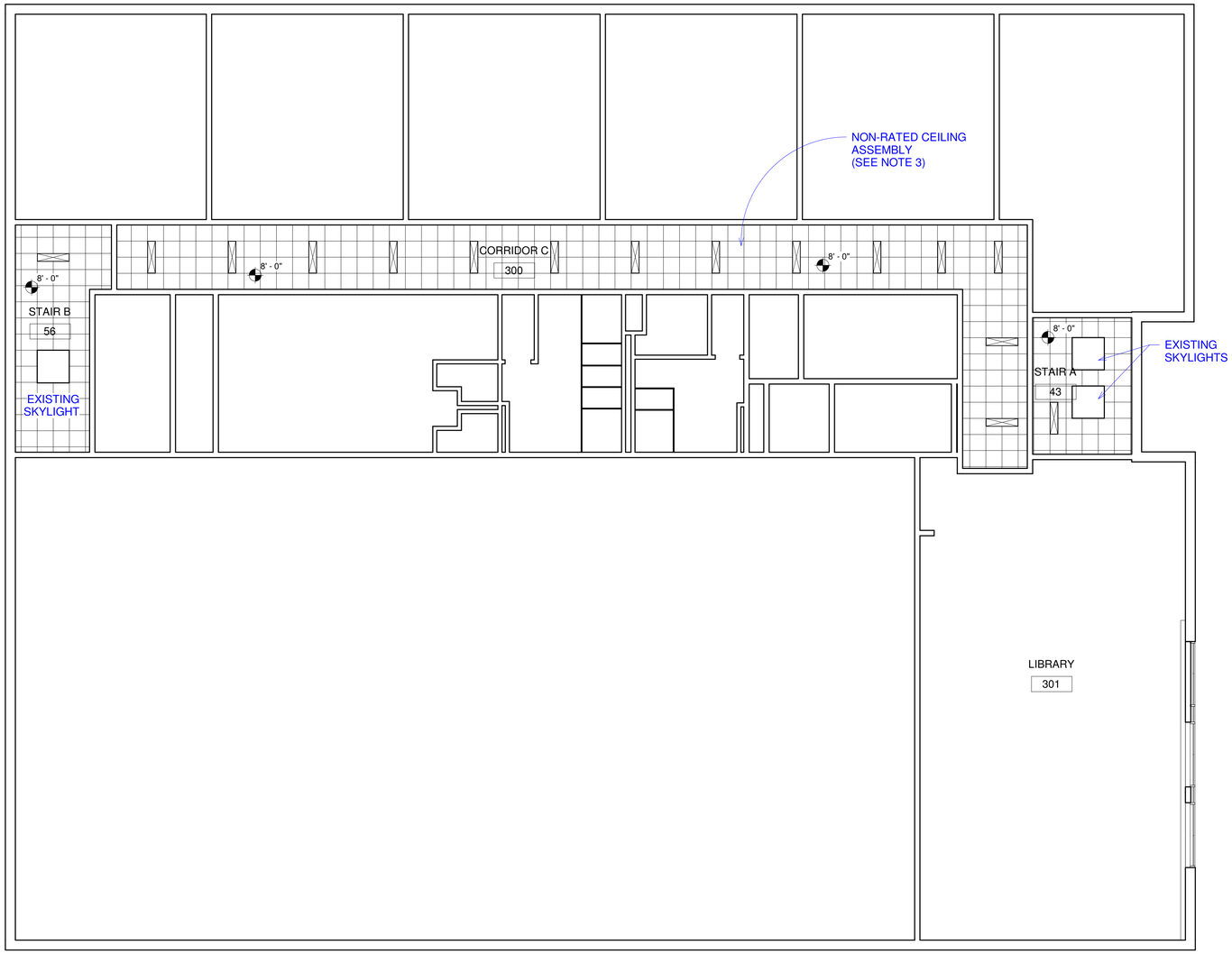

1 UPPER LEVEL - REFLECTED CEILING PLAN

1/8" = 1'-0"

LEGEND:

- 2x2 SUSPENDED ACOUSTIC CEILING
- 1x4 LED LIGHT
- 2x4 LED LIGHT

SCOPE OF WORK:

1. **DEMOLITION OF EXISTING CEILINGS:** REMOVE ALL EXISTING SUSPENDED GYPSUM BOARD AND FIBER PANEL CEILING ASSEMBLIES IN THE DESIGNATED CORRIDORS AND ROOMS.
2. **INSTALLATION OF NEW ACOUSTIC CEILING:** INSTALL A 2x2 SUSPENDED ACOUSTIC TILE CEILING IN AREAS WHERE EXISTING CEILINGS HAVE BEEN REMOVED. PROVIDE NEW DIFFUSERS AND PLENUM GRILLS IN NEW CEILING, LOCATIONS TO MATCH EXISTING.
3. **CEILING RATINGS:** THE LOWER AND MAIN LEVELS WILL RECEIVE A 1-HOUR RATED ACOUSTIC TILE CEILING AND GRID ASSEMBLY. THE UPPER LEVEL WILL RECEIVE A NON-RATED CEILING AND GRID ASSEMBLY (SEE SPEC).
4. **LIGHTING FIXTURE REPLACEMENT:** REMOVE ALL EXISTING SURFACE-MOUNTED LIGHTING FIXTURES IN WORK AREAS, AND REPLACE THEM WITH NEW LED RECESSED FIXTURES, TO BE LOCATED AS PER THE REFLECTED CEILING PLANS AND ELECTRICAL PLANS. . PROVIDE FIRE-RATED TROUGHER COVER AT EACH LED FIXTURE (SEE DRAWING 2 ON A300).
5. **REINSTALLATION OF EXISTING DEVICES:** REMOVE AND REINSTALL ALL EXISTING CAMERA, PUBLIC ADDRESS SPEAKERS, AND SIMILAR DEVICES IN THE NEW CEILING ASSEMBLY. SEE ELECTRICAL DRAWINGS.
6. **EMERGENCY LIGHTING:** REMOVE AND INSTALL NEW EMERGENCY LIGHTING UNITS IN THE CORRIDORS. EXISTING POWER OUTLETS ARE TO REMAIN IN PLACE. THE CONTRACTOR IS TO ALLOW FOR THE INSTALLATION OF 12 NEW EMERGENCY LIGHTING UNITS. SEE ELECTRICAL DRAWINGS.
7. **DUST CONTROL AND CLEANUP:** THE DEMOLITION CONTRACTOR MUST TAKE ALL NECESSARY PRECAUTIONS TO PREVENT DUST MIGRATION INTO LOCKERS, CLASSROOMS, AND OTHER ROOMS.
8. **VERIFICATION OF SQUARE FOOTAGE:** THE SQUARE FOOTAGE FOR NEW SUSPENDED CEILINGS PROVIDED IS APPROXIMATE. IT IS THE CONTRACTOR'S RESPONSIBILITY TO VERIFY AND CONFIRM THE AREAS REQUIRED TO COMPLETE THE WORK IN THE DESIGNATED AREAS.
9. **CEILING HEIGHTS:** THE NOTED CEILING HEIGHTS FOR THE NEW SUSPENDED CEILINGS ARE APPROXIMATE. NEW CEILINGS SHALL BE INSTALLED AT THE EXISTING CEILING ELEVATION, AS MEASURED FROM THE FINISHED FLOOR.
10. **EXIT SIGNS:** EXISTING EXIT SIGNS TO BE REMOVED AND REPLACED WITH NEW (SEE ELEC.).

SP DUMARESQ ARCHITECT LTD
ROBBIE COBURG PROMO. THIRD FLOOR, HALIFAX, N.S.

KEY PLAN

GENERAL NOTES

THIS DRAWING IS THE PROPERTY OF SP DUMARESQ ARCHITECT LTD. AND MAY NOT BE USED OR REPRODUCED WITHOUT EXPRESSED WRITTEN APPROVAL. THE CONTRACTOR SHALL VERIFY ALL LEVELS AND DIMENSIONS ON SITE AND REPORT ALL DISCREPANCIES TO THE ARCHITECT BEFORE BEGINNING WORK. DO NOT SCALE DRAWING. USE FIGURED DIMENSIONS ONLY. THE CONTRACTOR SHALL BE RESPONSIBLE FOR ANY CHANGES MADE TO THE DRAWINGS WITHOUT THE ARCHITECT'S APPROVAL. READ THIS DRAWING IN CONJUNCTION WITH CONTRACT DRAWINGS AND SPECIFICATIONS.

IF DIMENSION DOES NOT MEASURE 1" DRAWING IS NOT PRINTED TO SCALE

DATE	#	ISSUE
MAY 12, 2025	1	FOR TENDER

REGISTERED MEMBER S.P. DUMARESQ ASSOCIATION OF ARCHITECTS

SCALE:	As indicated
DRAWN BY:	Author
REVIEWED BY:	
DATE:	MAY 12, 2025

PROJECT TITLE

HERRING COVE JUNIOR HIGH SCHOOL FINISHES UPGRADES

Project Number

SHEET TITLE

REFLECTED CEILING PLAN - UPPER LEVEL PLAN

A302

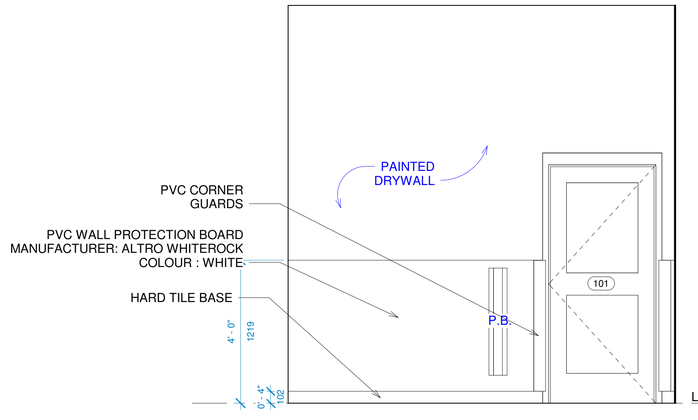

4 **A400** **INTERIOR ELEVATION**
1/2" = 1'-0"

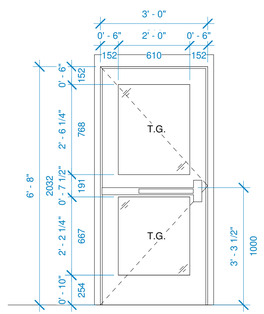

DOOR 101

INSULATED HOLLOW METAL
DOOR, PAINTED,
IN EXISTING PRESSED STEEL
FRAME

* CONTRACTOR TO VERIFY
HEIGHT AND WIDTH OF
EXISTING DOOR

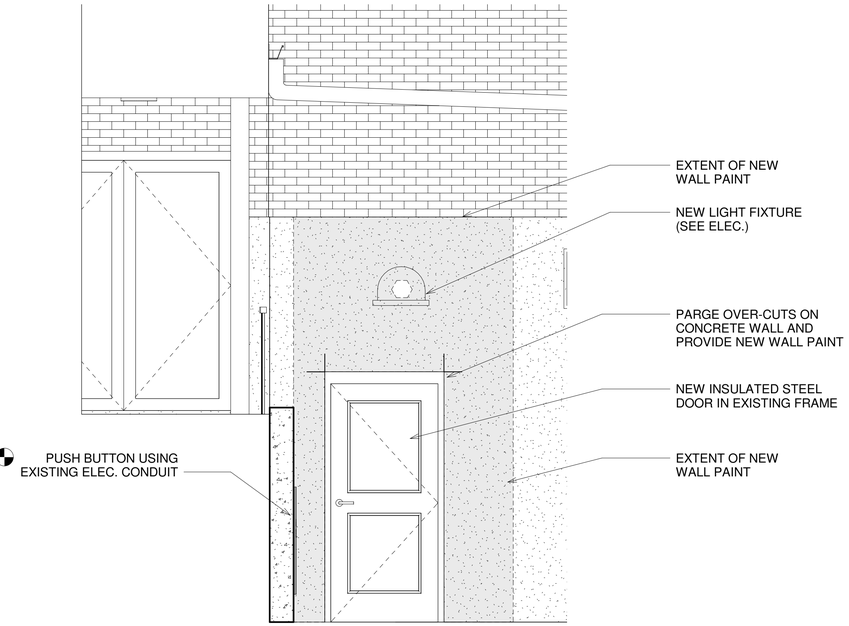

2 **ACCESSIBLE ENTRANCE ELEVATION**
1/2" = 1'-0"

ROOM FINISH SCHEDULE

Name	Floor Finish	Base Finish	Wall Finish	Ceiling Finish
CAFETERIA	VCT	HW	-	-
CLASSROOM	-	HW	-	ACT
CORRIDOR A	-	HW	PT	ACT
CORRIDOR B	-	HW	PT	ACT
CORRIDOR C	-	HW	PT	ACT
ELEVATOR	VCT	RUBBER	-	-
LIBRARY	VCT	HW	-	-
MUSIC ROOM	VCT	HW	-	-
STAIR A	-	-	-	ACT
STAIR B	-	-	-	ACT
TEACHERS WR	HT	HT	PT	-
VESTIBULE	HT	HT	PVC/PT	-

VCT = VINYL COMPOSITE TILE
HT = HARD TILE
HW = PAINTED HARDWOOD
RUBBER = RUBBER BASE

PT = PAINTED
PVC = POLYVINYL CHLORIDE
ACT = ACOUSTIC CEILING TILE

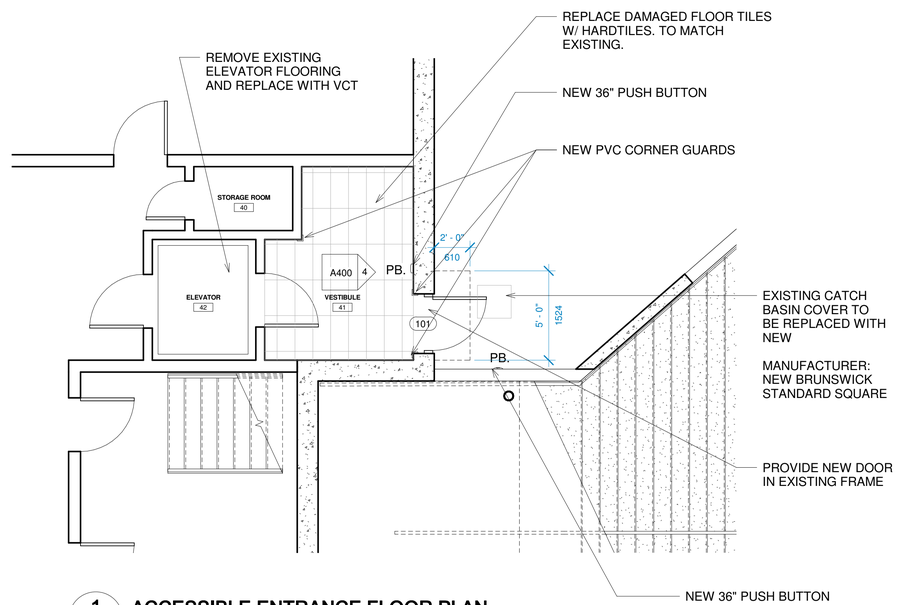

1 **A400** **ACCESSIBLE ENTRANCE FLOOR PLAN**
1/4" = 1'-0"

SP DUMARESQ ARCHITECT LTD
ROBBIE COBURG PRIMO THIRD FLOOR HALIFAX, N.S.

KEY PLAN

GENERAL NOTES

THIS DRAWING IS THE PROPERTY OF SP DUMARESQ ARCHITECT LTD. AND MAY NOT BE USED OR REPRODUCED WITHOUT EXPRESSED WRITTEN APPROVAL. THE CONTRACTOR SHALL VERIFY ALL LEVELS AND DIMENSIONS ON SITE AND REPORT ALL DISCREPANCIES TO THE ARCHITECT BEFORE BEGINNING WORK. DO NOT SCALE DRAWING. USE FIGURED DIMENSIONS ONLY. THE CONTRACTOR SHALL BE RESPONSIBLE FOR ANY CHANGES MADE TO THE DRAWINGS WITHOUT THE ARCHITECT'S APPROVAL. READ THIS DRAWING IN CONJUNCTION WITH CONTRACT DRAWINGS AND SPECIFICATIONS.

IF DIMENSION DOES NOT MEASURE 1" DRAWING IS NOT PRINTED TO SCALE

DATE	#	ISSUE
MAY 12, 2025	1	FOR TENDER

REGISTERED MEMBER
S.P. DUMARESQ
NOVA SCOTIA ASSOCIATION OF ARCHITECTS

SCALE:	As indicated
DRAWN BY:	Author
REVIEWED BY:	
DATE:	MAY 12, 2025

PROJECT TITLE
HERRING COVE JUNIOR HIGH SCHOOL FINISHES UPGRADES

Project Number

SHEET TITLE
ACCESSIBLE ENTRANCE UPGRADES

A400

ELECTRICAL SPECIFICATIONS

1. PROVIDE ALL MATERIALS, LABOUR, SCAFFOLDS, TOOLS AND EQUIPMENT NECESSARY TO COMPLETE THE ELECTRICAL INSTALLATION AND HAVE ALL SYSTEMS READY FOR OPERATION.
2. DO THE ENTIRE WIRING IN ACCORDANCE WITH THE REQUIREMENTS OF THE LATEST EDITION OF THE CANADIAN ELECTRICAL CODE AND ALL LOCAL AND PROVINCIAL ORDINANCES.
3. OBTAIN AND PAY FOR ALL FEES AND PERMITS REQUIRED BY ANY AUTHORITY HAVING JURISDICTION.
4. ALL MATERIAL SHALL BE NEW AND CSA APPROVED, EXCEPT WHERE OTHERWISE NOTED.
5. PROVIDE GROUNDING TO ALL EQUIPMENT AS SHOWN ON THE DRAWINGS IN ACCORDANCE WITH THE CANADIAN ELECTRICAL CODE.
6. ALL BRANCH CIRCUIT WIRING TO BE COPPER #12 MINIMUM GAUGE IN EMT CONDUIT C/W STEEL FITTINGS UNLESS OTHERWISE NOTED.
7. THIS CONTRACTOR TO COORDINATE LOCATIONS OF ELECTRICAL EQUIPMENT WITH ALL OTHER TRADES.
8. THIS CONTRACTOR TO PROVIDE ALL MATERIALS AND LABOUR TO ENSURE A FULLY WORKABLE SYSTEM.
9. ANY DISCREPANCIES IN THE ELECTRICAL DESIGN TO BE REPORTED TO THE ENGINEER.
10. THIS CONTRACTOR TO NOTIFY ELECTRICAL INSPECTION AUTHORITIES TO ARRANGE FOR INSPECTIONS AT THE APPROPRIATE STAGES OF CONSTRUCTION.
11. THESE SPECIFICATIONS, TOGETHER WITH THE DRAWINGS, ARE INTENDED TO PROVIDE COMPLETE SUPPLY AND INSTALLATION OF THE COMPLETE ELECTRICAL SYSTEMS AS FURTHER DESCRIBED AND AS ITEMS NECESSARY OR REQUIRED TO MAKE A FINISHED, WORKMANLIKE, FIRST-CLASS INSTALLATION, EVEN THOUGH EACH AND EVERY ITEM OF LABOUR AND MATERIAL MAY NOT BE MENTIONED OR SHOWN ON PLANS AND SPECIFICATIONS.
12. ALL CUTTING AND PATCHING IS THE RESPONSIBILITY OF ELECTRICAL CONTRACTOR, UNLESS NOTED OTHERWISE.
13. PROVIDE APPROVED FIRE STOPPING AROUND ALL NEW ELECTRICAL PENETRATIONS MADE THROUGH RATED ASSEMBLIES.
14. PROVIDE LAMICOID IDENTIFICATION FOR ALL DEVICES.
15. ELECTRICAL CONTRACTOR TO PROVIDE ADDITIONAL SPARE EMERGENCY LIGHTING AND EXIT FIXTURES AS FOLLOWS:
    - THREE (3) SPARE EMERGENCY 44 WATT BATTERY UNITS
    - FOUR (4) SPARE EMERGENCY REMOTE HEADS
    - TWO (2) SPARE SINGLE FACED EXIT FIXTURES
    - TWO (2) SPARE DOUBLE FACED EXIT FIXTURES

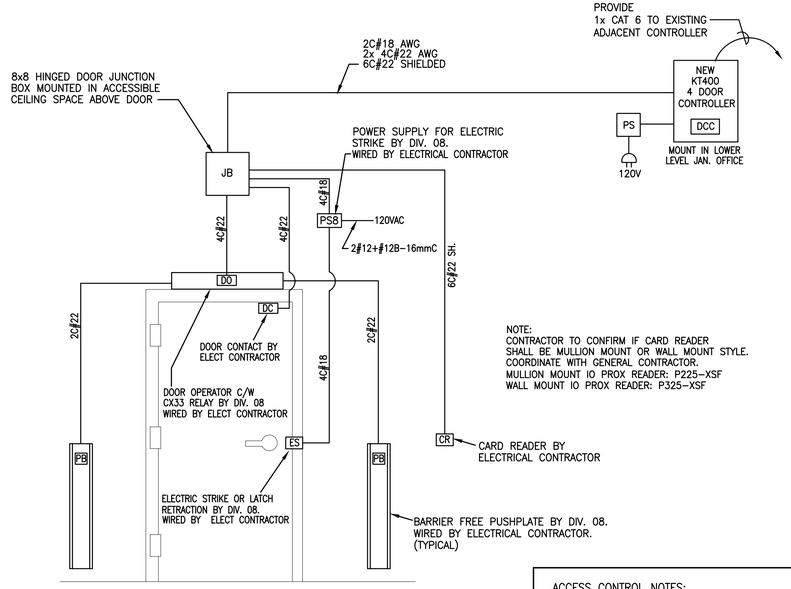

NOTE:
CONTRACTOR TO CONFIRM IF CARD READER SHALL BE MULLION MOUNT OR WALL MOUNT STYLE. COORDINATE WITH GENERAL CONTRACTOR.
MULLION MOUNT IO PROX READER: P225-XSF
WALL MOUNT IO PROX READER: P325-XSF

2 / E-001 ACCESS CONTROL WIRING DETAIL
N.T.S.

ACCESS CONTROL NOTES:

1. ALL WIRING AND CONDUIT BY ELECTRICAL CONTRACTOR, UNLESS NOTED OTHERWISE.
2. PROVIDE ALL NECESSARY TERMINATION HARDWARE, WIRING, PROGRAMMING, ETC AS REQUIRED TO MAKE FOR A FULLY OPERATIONAL SYSTEM.
3. PROVIDE NEW KANTECH KT-400 DOOR CONTROLLER C/W POWER SUPPLY.
4. PROVIDE BREAKER LOCK-ON DEVICES FOR CIRCUITS SUPPLYING DOOR CONTROLLER POWER SUPPLY.
5. REFER TO DIV. 08 FOR HARDWARE EQUIPMENT SPECIFICATIONS.
6. REFER TO FLOOR PLANS FOR EXACT LOCATIONS OF DOORS.
7. PROVIDE BACK BOXES AND CONDUIT PATHWAYS FOR ALL DEVICES.
8. VERIFY ALL WIRING REQUIREMENTS WITH SYSTEM MANUFACTURERS PRIOR TO TO INSTALLATION.
9. PROVIDE WRITTEN VERIFICATION REPORT AT COMPLETION OF WORK.

ELECTRICAL LEGEND:

$3	125V, 15AMP TOGGLE SWITCH, THREE-WAY HUBBELL HBL1203W OR EQUAL. PROVIDE SS COVERPLATE
$D	COMBINATION LINE VOLTAGE/0-10VDC DIMMER SWITCH. SEE WIRING DETAIL 1/E-001.
'1'	RECESSED 1'x4' LED FLAT PANEL TROFFER, 0-10VDC DIMMING. 120V, 4000 LUMENS, 3500K SIGNIFY 1SBP-4060L-8CSP-4-UN3-DIM
'2'	RECESSED 2'x4' LED FLAT PANEL TROFFER, 0-10VDC DIMMING. 120V, 4000 LUMENS, 3500K SIGNIFY 2SBP-4060L-8CSP-4-UN3-DIM
'3'	EXTERIOR WEATHERPROOF LED FIXTURE C/W BUILT-IN PHOTOCELL WALL MOUNTED ABOVE DOOR SIGNIFY RWP30-SCT-G1-10-BZ (4000K, 30 WATTS, 120VAC)
NL	NON-SWITCHED NIGHT LIGHTING FIXTURE
44W	44 WATT, 120VAC/12 VOLT WALL MOUNTED EMERGENCY BATTERY UNIT 2x 5 WATT LED HEADS AND NON-AUDIBLE AUTO TEST FEATURE. DIRECT POWER CONNECTION UNIT LUMACELL RG12C-44-2-LD9-ZD-ATN
	2-12V-12WATT EMERGENCY REMOTE HEADS - CEILING MOUNTED DIRECT POWER CONNECTION UNIT LUMACELL MQM-2-LD9
D.C.	EMERGENCY LIGHTING DIRECT CURRENT (DC) WIRING RUN 2#12 RW90 Cu+#12B-16mmC
	120VAC, SELF POWERED, SINGLE FACED EMERGENCY EXIT FIXTURE C/W UNIVERSAL MOUNT KIT. LUMACELL LS-1-W-S
	120VAC, SELF POWERED, SINGLE FACED, DIRECTIONAL EMERGENCY EXIT FIXTURE C/W UNIVERSAL MOUNT KIT. LUMACELL LS-1-W-S
	120VAC, SELF POWERED, DOUBLE FACED, DIRECTIONAL EMERGENCY EXIT FIXTURE C/W UNIVERSAL MOUNT KIT. LUMACELL LS-2-W-S
C ER	EXISTING VIDEO SURVEILLANCE CAMERA TO BE REMOVED AND REINSTALLED. REFER TO NOTES ON DRAWING E-101
WiFi ER	EXISTING CEILING WIFI OUTLET TO BE REMOVED AND REINSTALLED. REINSTALLED. REFER TO NOTES ON DRAWING E-101
S ER	EXISTING CEILING PUBLIC ADDRESS SPEAKER TO BE REMOVED AND REINSTALLED REFER TO NOTES ON DRAWING E-101
M ER	EXISTING CEILING MOUNTED SECURITY MOTION SENSOR TO BE REMOVED AND REINSTALLED REFER TO NOTES ON DRAWING E-101
M ER	EXISTING WALL MOUNTED SECURITY MOTION SENSOR TO BE REMOVED AND REINSTALLED REFER TO NOTES ON DRAWING E-101
S ER	EXISTING FIRE ALARM SMOKE DETECTOR TO BE REMOVED AND REINSTALLED REFER TO NOTES ON DRAWING E-101
CR	ACCESS CONTROL CARD PROX READER SEE DETAIL 2/E-001
PS8	ACCESS CONTROL POWER SUPPLY SEE DETAIL 2/E-001
DO PB PB	BARRIER FREE DOOR OPERATOR AND PUSHBUTTONS BY DIV. 08. WIRED BY ELECTRICAL CONTRACTOR. SEE DETAIL 2/E-001

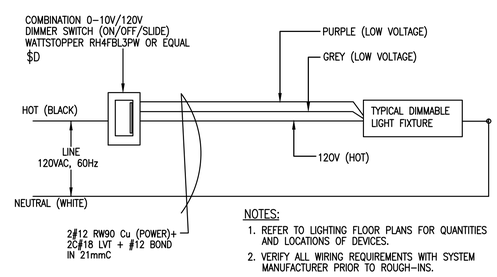

NOTES:
1. REFER TO LIGHTING FLOOR PLANS FOR QUANTITIES AND LOCATIONS OF DEVICES.
2. VERIFY ALL WIRING REQUIREMENTS WITH SYSTEM MANUFACTURER PRIOR TO ROUGH-INS.

1 / E-001 WIRING DETAIL-COMBINATION LINE VOLTAGE $D SWITCH/0-10V DIMMER CONTROL
N.T.S.

DUMAC# 25-014

SP DUMARESQ ARCHITECT LTD
DUMAC
DUMAC ENERGY LTD.
CONSULTING ENGINEERS
752 BEDFORD HIGHWAY
HALIFAX, N.S.

KEY PLAN

GENERAL NOTES
THIS DRAWING IS THE PROPERTY OF SP DUMARESQ ARCHITECT LTD. AND MAY NOT BE USED OR REPRODUCED WITHOUT EXPRESSED WRITTEN APPROVAL. THE CONTRACTOR SHALL VERIFY ALL LEVELS AND DIMENSIONS ON SITE AND REPORT ALL DISCREPANCIES TO THE ARCHITECT BEFORE BEGINNING WORK. DO NOT SCALE DRAWING. USE FIGURED DIMENSIONS ONLY. THE CONTRACTOR SHALL BE RESPONSIBLE FOR ANY CHANGES MADE TO THE DRAWINGS WITHOUT THE ARCHITECT'S APPROVAL. READ THIS DRAWING IN CONJUNCTION WITH CONTRACT DRAWINGS AND SPECIFICATIONS.

IF DIMENSION DOES NOT MEASURE 1" DRAWING IS NOT PRINTED TO SCALE

DATE	#	ISSUE
2025.05.09	1	ISSUED FOR TENDER

REGISTERED PROFESSIONAL ENGINEER
N.B. PETTIPAS
8052
PROVINCE OF NOVA SCOTIA

SCALE:	As indicated
DRAWN BY:	JPZ
REVIEWED BY:	JPZ/NBP
DATE:	May 09, 2025

PROJECT TITLE
HERRING COVE JUNIOR HIGH SCHOOL FINISHES UPGRADES

Project Number

SHEET TITLE
ELECTRICAL LEGEND, SPECIFICATIONS, AND DETAILS

E-001

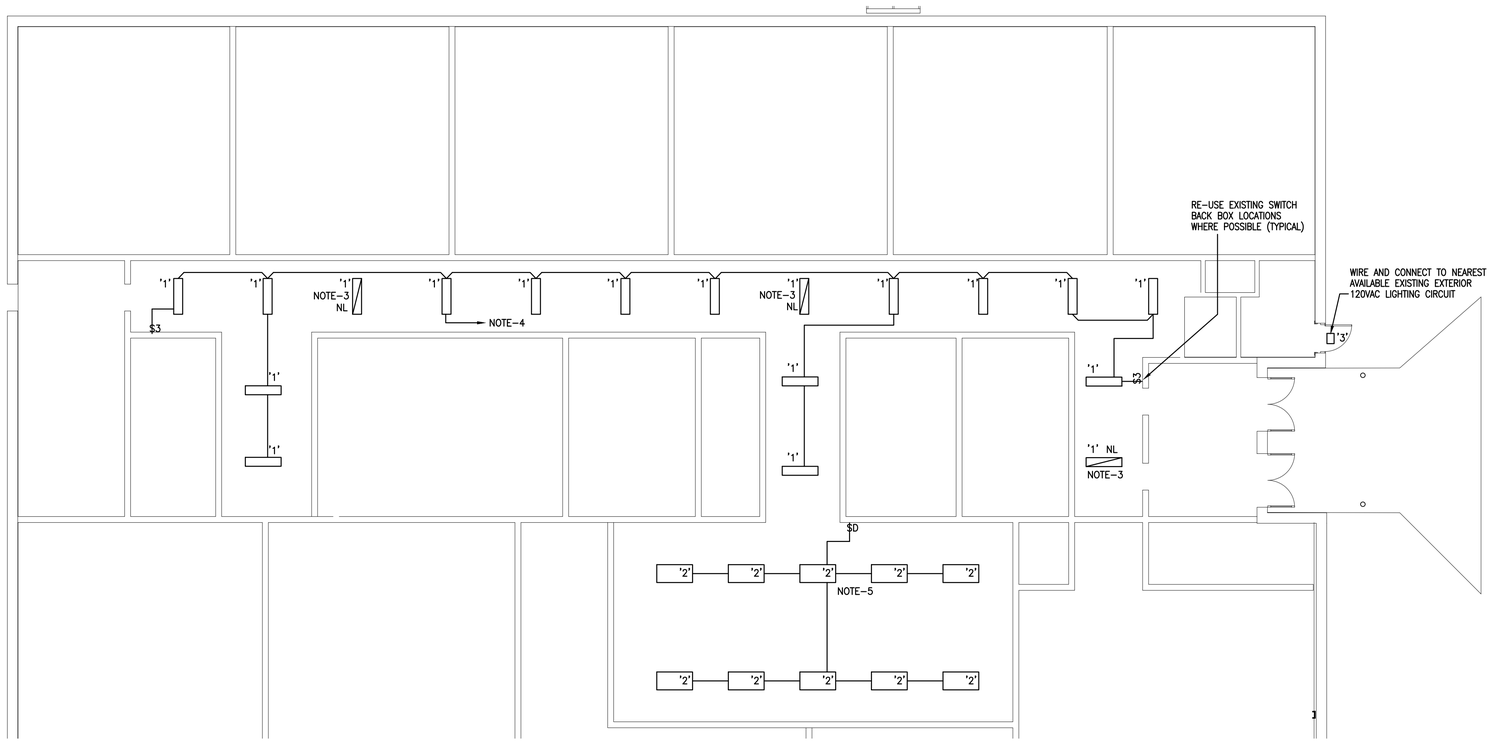

1 E-101 LOWER LEVEL FLOOR PLAN – LIGHTING

SCALE 1/8"=1'-0"

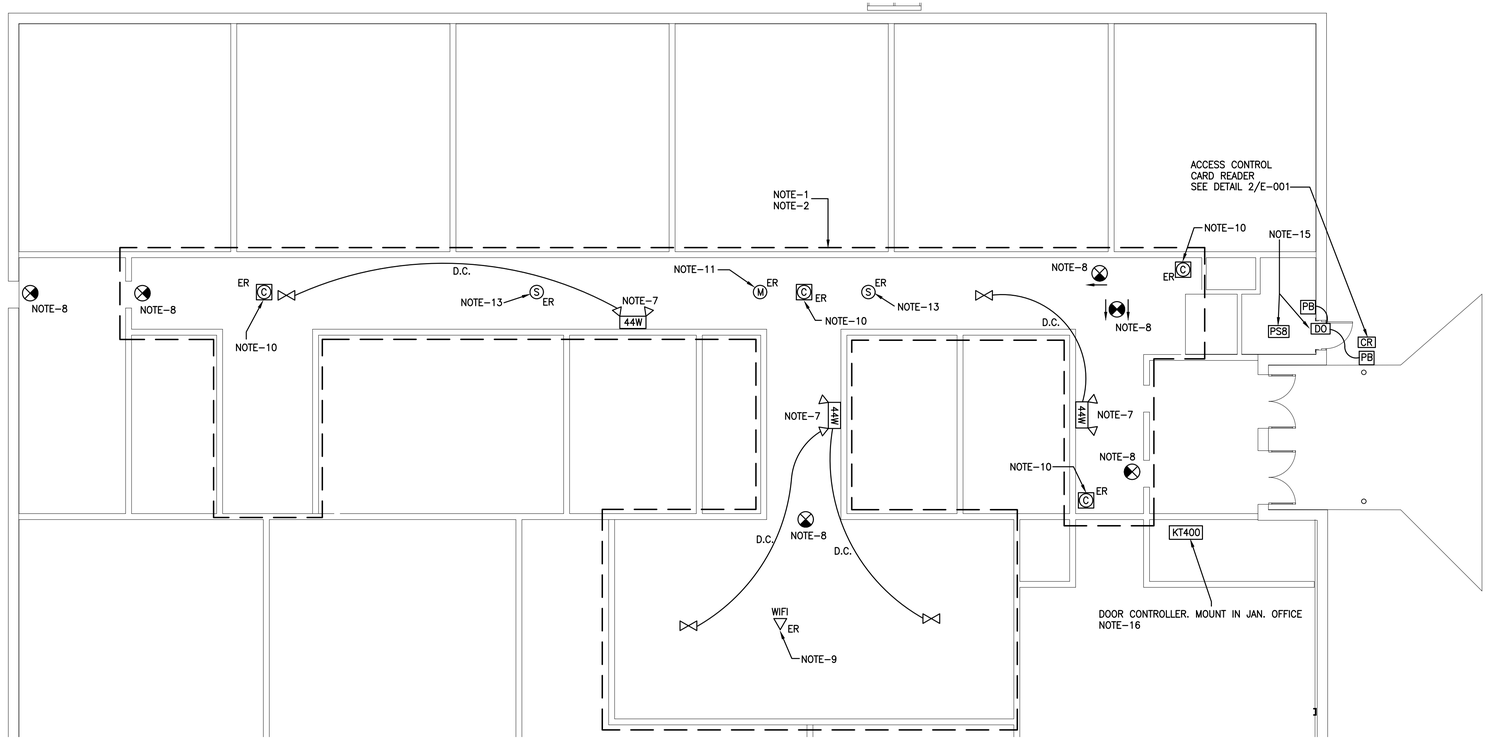

2 E-101 LOWER LEVEL FLOOR PLAN – ELECTRICAL

SCALE 1/8"=1'-0"

ELECTRICAL NOTES FOR DRAWINGS E-101, E-102, E-103

NOTE-1:
EXISTING T-BAR CEILINGS ARE BEING REPLACED WITHIN THE DASHED AREA BY GENERAL CONTRACTOR. ELECTRICAL CONTRACTOR DISCONNECT AND REMOVE ALL EXISTING LIGHTING FIXTURES, WALL MOUNTED EMERGENCY BATTERY UNITS, ASSOCIATED RECEPTACLES AND EXIT FIXTURES. REMOVE ALL ASSOCIATED REDUNDANT BOXES, WIRE, ETC.

NOTE-2:
ELECTRICAL CONTRACTOR TO DISCONNECT AND REMOVE ALL REDUNDANT CONDUIT, BOXES, WIRE, ETC IN CEILING SPACE WITHIN THE DASHED AREA. PROVIDE ADDITIONAL SUPPORTS AS REQUIRED FOR EXISTING REMAINING ACTIVE ELECTRICAL SERVICES IN CEILING SPACE TO MEET C.E.C. REQUIREMENTS. PROVIDE BOX COVER, KNOCK OUT FILLERS, ETC AS REQUIRED.

NOTE-3:
WIRE AND CONNECT NON-SWITCHED NIGHT LIGHTING FIXTURES TO THE UNSWITCHED PORTION OF THE ASSOCIATED ROOM GENERAL LIGHTING CIRCUIT.

NOTE-4:
WIRE AND CONNECT NEW LIGHTING FIXTURES TO EXISTING AVAILABLE 120VAC ROOM LIGHTING CIRCUITS. ENSURE EACH CIRCUIT LOAD DOES NOT EXCEED 1200 WATTS. FIXTURES TO BE FED FROM CONDUIT SYSTEM (MAXIMUM 4 FIXTURE DROPS PER JUNCTION BOX). DO NOT DAISY CHAIN FIXTURES.

NOTE-5:
WIRE AND CONNECT NEW LIGHTING FIXTURES TO EXISTING AVAILABLE 120VAC ROOM LIGHTING CIRCUIT. ENSURE CIRCUIT LOAD DOES NOT EXCEED 1200 WATTS. FIXTURES TO BE FED FROM CONDUIT SYSTEM (MAXIMUM 4 FIXTURE DROPS PER JUNCTION BOX). DO NOT DAISY CHAIN FIXTURES.
PROVIDE LOW VOLTAGE 0-10VDC DIMMING CABLING TO EACH FIXTURE AS PER DETAIL 1/E-001.

NOTE-6:
EXISTING HORIZONTAL SECTION OF SURFACE CEILING MOUNTED FIRE ALARM CONDUIT TO BE DISCONNECTED, RELOCATED/REROUTED TO ABOVE NEW T-BAR CEILING AND RECONNECTED. PROVIDE SUITABLY SIZED JUNCTION BOXES ABOVE CEILING AND EXTEND CIRCUITRY AS REQUIRED. PROVIDE FIRE ALARM VERIFICATION REPORT AT COMPLETION OF WORK.

NOTE-7:
WIRE AND CONNECT EMERGENCY LIGHTING UNIT TO THE UNSWITCHED PORTION OF ASSOCIATED ROOM LIGHTING CIRCUIT. BATTERY UNITS SHALL BE DIRECT CONNECTION UNITS. DO NOT USE RECEPTACLES.

NOTE-8:
WIRE AND CONNECT EXIT LIGHTS TO EXISTING EXIT LIGHTING CIRCUIT. ENSURE BREAKER IS CLEARLY IDENTIFIED AND BREAKER LOCK-ON DEVICE INSTALLED.

NOTE-9:
EXISTING CEILING MOUNTED DATA WIFI UNIT TO BE DISCONNECTED, REMOVED AND REINSTALLED IN NEW CEILING AND RE-TERMINATED. PROVIDE WRITTEN TEST VERFICATION AT COMPLETION OF WORK.

NOTE-10:
EXISTING CEILING MOUNTED VIDEO SURVEILLANCE TO BE DISCONNECTED, REMOVED, REINSTALLED IN NEW CEILING AND RECONNECTED. PROVIDE APPROPRIATE T-BAR CEILING BAR HANGER SUPPORT SYSTEM. DO NOT FASTEN HOUSING TO NEW T-BAR SPLINES. RE-AIM CAMERA AS REQUIRED TO OWNER'S SATISFACTION. PROVIDE WRITTEN VERIFICATION AT COMPLETION OF WORK.

NOTE-11:
EXISTING CEILING MOUNTED SECURITY MOTION SENSOR TO BE DISCONNECTED, REMOVED, REINSTALLED IN NEW CEILING AND RECONNECTED. EXTEND CIRCUITRY AS REQUIRED. PROVIDE ALL NECESSARY RE-PROGRAMMING, ETC. PROVIDE WRITTEN VERIFICATION AT COMPLETION OF WORK.

NOTE-12:
EXISTING WALL MOUNTED SECURITY MOTION SENSOR TO BE DISCONNECTED, REMOVED, REINSTALLED ON WALL TO CLEAR NEW T-BAR CEILING AND RECONNECTED. EXTEND EXISTING CIRCUITRY AS REQUIRED. PROVIDE ALL NECESSARY RE-PROGRAMMING, ETC. PROVIDE WRITTEN VERIFICATION AT COMPLETION OF WORK.

NOTE-13:
EXISTING CEILING MOUNTED PUBLIC ADDRESS SPEAKER TO BE DISCONNECTED, REMOVED, REINSTALLED IN NEW CEILING AND RECONNECTED. EXTEND CIRCUITRY AS REQUIRED. ENSURE SPEAKER BACKBOX IS BONDED WITH #12 RW90 Cu GREEN BONDING CONDUCTOR. PROVIDE WRITTEN VERIFICATION AT COMPLETION OF WORK.

NOTE-14:
EXISTING CEILING MOUNTED FIRE ALARM SYSTEM SMOKE DETECTOR TO BE DISCONNECTED, REMOVED, REINSTALLED IN NEW CEILING AND RECONNECTED. EXTEND CIRCUITRY AS REQUIRED. PROVIDE ALL NECESSARY TERMINATION HARDWARE, PROGRAMMING, ETC. PROVIDE FIRE ALARM VERIFICATION REPORT.

NOTE-15:
WIRE AND CONNECT BF DOOR OPERATOR AND POWER SUPPLY TO A NEW 15A/1P BREAKER IN NEAREST AVAILABLE 120/208V PANEL BOARD. BREAKER TYPE TO MATCH EXISTING. VERIFY EXISTING EQUIPMENT ON SITE PRIOR TO CLOSE OF TENDER.

NOTE-16:
WIRE AND CONNECT ACCESS DOOR CONTROLLER TO A NEW 15A/1P BREAKER IN NEAREST AVAILABLE 120/208V PANEL BOARD. BREAKER TYPE TO MATCH EXISTING. PROVIDE BREAKER LOCK-ON DEVICE. VERIFY EXISTING EQUIPMENT ON SITE PRIOR TO CLOSE OF TENDER.

SP DUMARESQ ARCHITECT LTD
BANK CHAMBERS, PEMBROKE, TIVERTON PLAZA, YARMOUTH, N.S.

DUMAC

DUMAC ENERGY LTD.
CONSULTING ENGINEERS
752 BEDFORD HIGHWAY
HALIFAX, N.S.

KEY PLAN

GENERAL NOTES
THIS DRAWING IS THE PROPERTY OF SP DUMARESQ ARCHITECT LTD. AND MAY NOT BE USED OR REPRODUCED WITHOUT EXPRESSED WRITTEN APPROVAL. THE CONTRACTOR SHALL VERIFY ALL LEVELS AND DIMENSIONS ON SITE AND REPORT ALL DISCREPANCIES TO THE ARCHITECT BEFORE BEGINNING WORK. DO NOT SCALE DRAWING. USE FIGURED DIMENSIONS ONLY. THE CONTRACTOR SHALL BE RESPONSIBLE FOR ANY CHANGES MADE TO THE DRAWINGS WITHOUT THE ARCHITECT'S APPROVAL. READ THIS DRAWING IN CONJUNCTION WITH CONTRACT DRAWINGS AND SPECIFICATIONS.

IF DIMENSION DOES NOT MEASURE 1" DRAWING IS NOT PRINTED TO SCALE 1"

DATE	#	ISSUE
2025.05.09	1	ISSUED FOR TENDER

REGISTERED PROFESSIONAL ENGINEER
N.B. PETTIPAS
8052
PROVINCE OF NOVA SCOTIA

SCALE:	As indicated
DRAWN BY:	JPZ
REVIEWED BY:	JPZ/NBP
DATE:	May 09, 2025

PROJECT TITLE
HERRING COVE JUNIOR HIGH SCHOOL FINISHES UPGRADES

Project Number

SHEET TITLE
LOWER LEVEL PLANS ELECTRICAL

E-101

DUMAC# 25-014

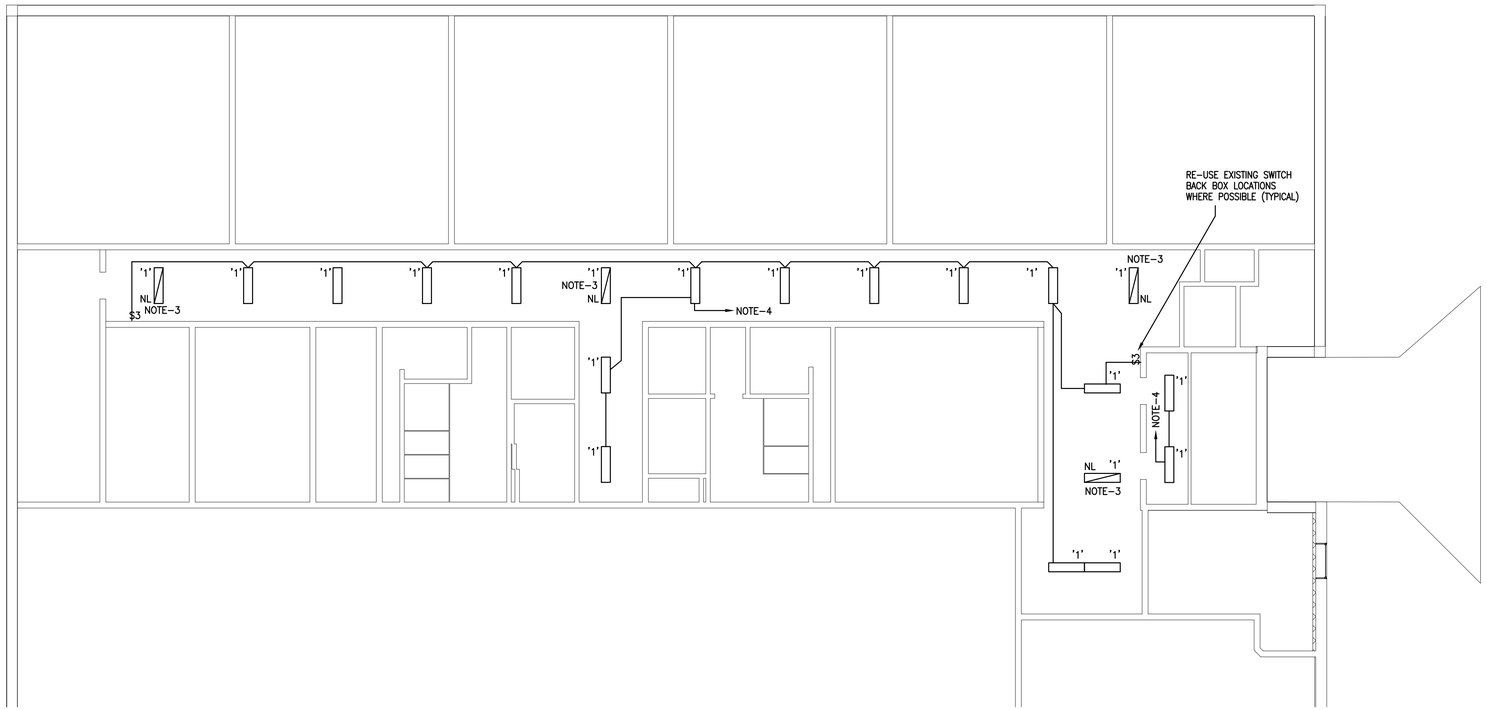

REFER TO ELECTRICAL NOTES ON DRAWING E-101

1 / E-102 MAIN LEVEL FLOOR PLAN – ELECTRICAL

SCALE 1/8"=1'-0"

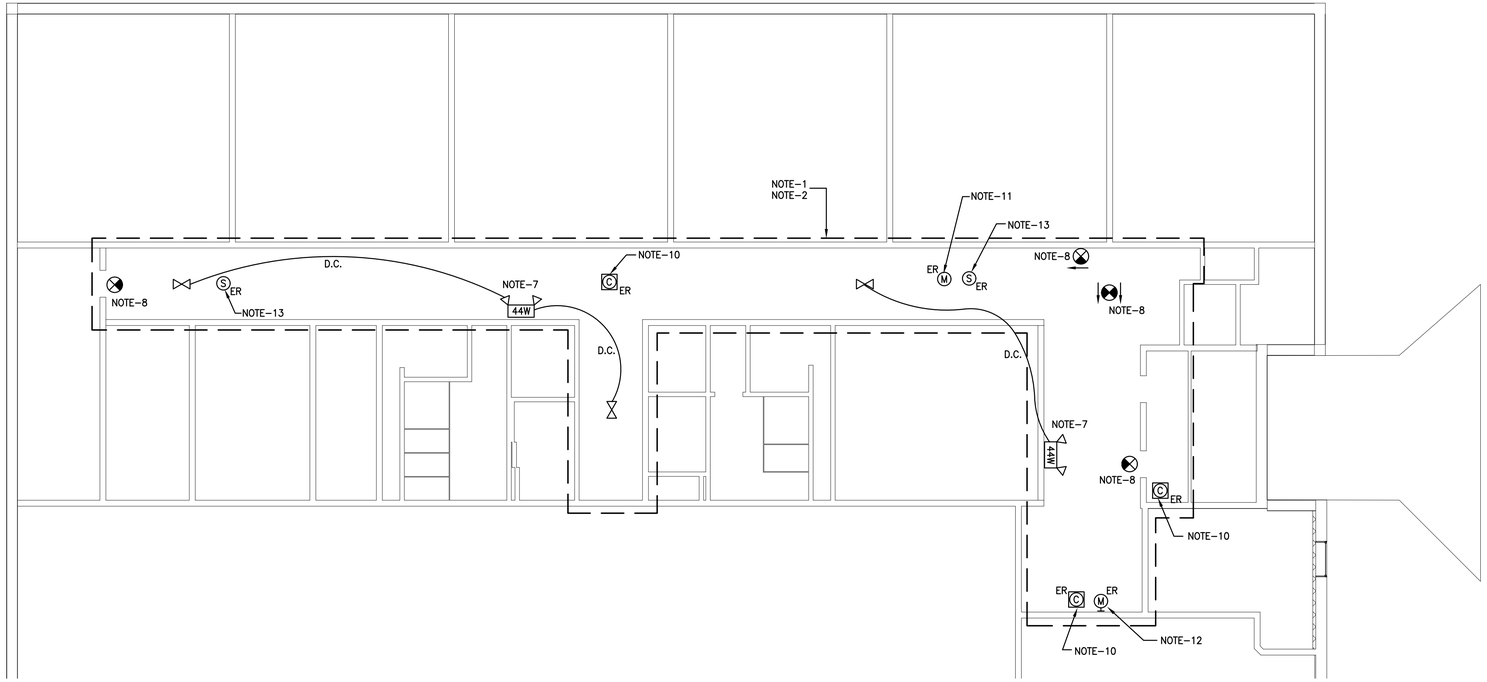

2 / E-102 MAIN LEVEL FLOOR PLAN – ELECTRICAL

SCALE 1/8"=1'-0"

DUMAC# 25-014

SP DUMARESQ ARCHITECT LTD

DUMAC

DUMAC ENERGY LTD.
CONSULTING ENGINEERS
752 BEDFORD HIGHWAY
HALIFAX, N.S.

KEY PLAN

GENERAL NOTES
THIS DRAWING IS THE PROPERTY OF SP DUMARESQ ARCHITECT LTD. AND MAY NOT BE USED OR REPRODUCED WITHOUT EXPRESSED WRITTEN APPROVAL. THE CONTRACTOR SHALL VERIFY ALL LEVELS AND DIMENSIONS ON SITE AND REPORT ALL DISCREPANCIES TO THE ARCHITECT BEFORE BEGINNING WORK. DO NOT SCALE DRAWING. USE FIGURED DIMENSIONS ONLY. THE CONTRACTOR SHALL BE RESPONSIBLE FOR ANY CHANGES MADE TO THE DRAWINGS WITHOUT THE ARCHITECT'S APPROVAL. READ THIS DRAWING IN CONJUNCTION WITH CONTRACT DRAWINGS AND SPECIFICATIONS.

IF DIMENSION DOES NOT MEASURE 1" DRAWING IS NOT PRINTED TO SCALE

DATE	#	ISSUE
2025.05.09	1	ISSUED FOR TENDER

REGISTERED PROFESSIONAL ENGINEER
N.B. PETIPAS
8052
PROVINCE OF NOVA SCOTIA

SCALE:	As indicated
DRAWN BY:	JPZ
REVIEWED BY:	JPZ/NBP
DATE:	May 09, 2025

PROJECT TITLE
HERRING COVE JUNIOR HIGH SCHOOL FINISHES UPGRADES

Project Number

SHEET TITLE
MAIN LEVEL PLANS ELECTRICAL

E-102

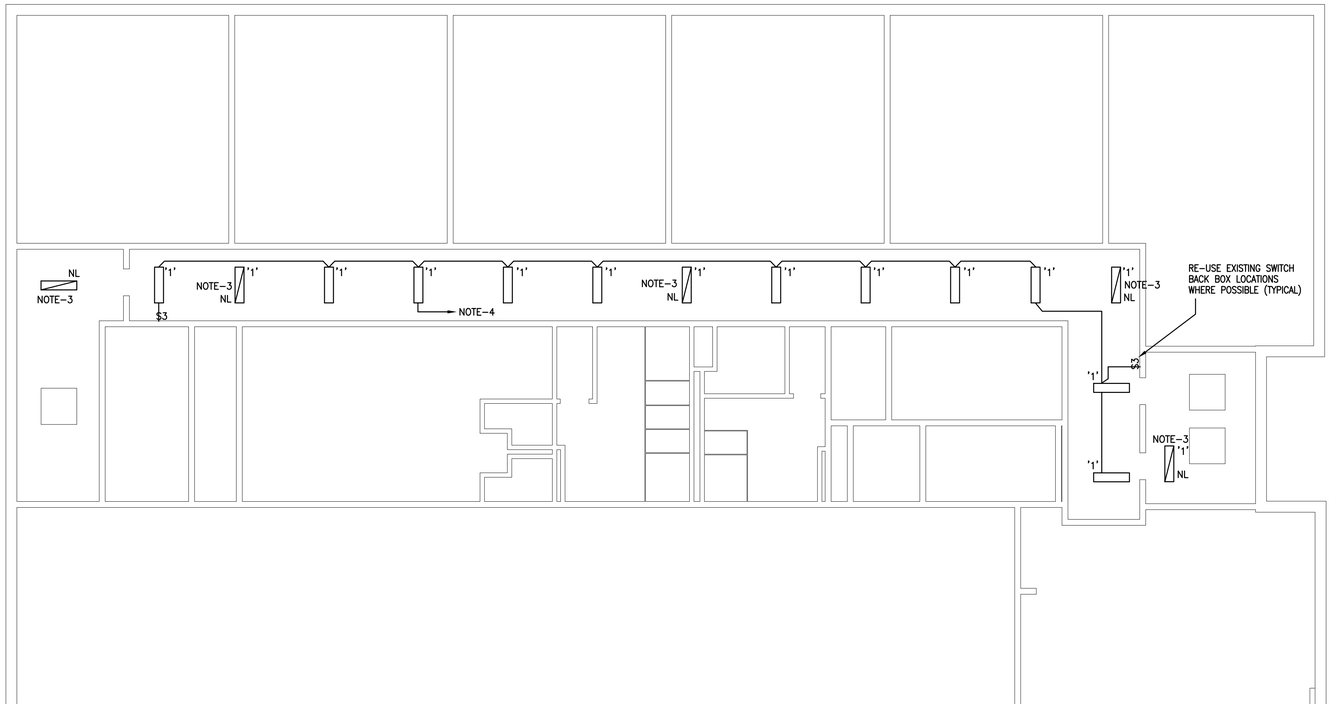

REFER TO ELECTRICAL NOTES ON DRAWING E-101

1 / E-103 UPPER LEVEL FLOOR PLAN – LIGHTING

SCALE 1/8"=1'-0"

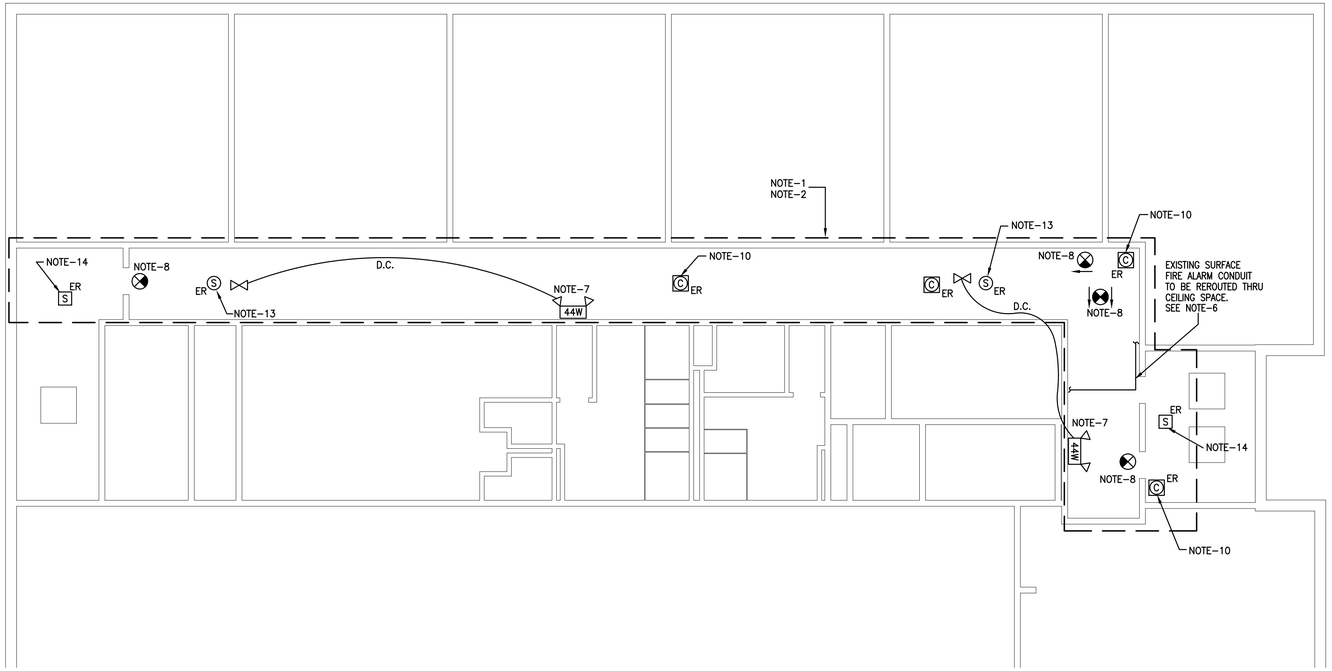

2 / E-103 UPPER LEVEL FLOOR PLAN – ELECTRICAL

SCALE 1/8"=1'-0"

DUMAC# 25-014

SP DUMARESQ ARCHITECT LTD

DUMAC

DUMAC ENERGY LTD.
CONSULTING ENGINEERS
752 BEDFORD HIGHWAY
HALIFAX, N.S.

KEY PLAN

GENERAL NOTES
THIS DRAWING IS THE PROPERTY OF SP DUMARESQ ARCHITECT LTD. AND MAY NOT BE USED OR REPRODUCED WITHOUT EXPRESSED WRITTEN APPROVAL. THE CONTRACTOR SHALL VERIFY ALL LEVELS AND DIMENSIONS ON SITE AND REPORT ALL DISCREPANCIES TO THE ARCHITECT BEFORE BEGINNING WORK. DO NOT SCALE DRAWING. USE FIGURED DIMENSIONS ONLY. THE CONTRACTOR SHALL BE RESPONSIBLE FOR ANY CHANGES MADE TO THE DRAWINGS WITHOUT THE ARCHITECT'S APPROVAL. READ THIS DRAWING IN CONJUNCTION WITH CONTRACT DRAWINGS AND SPECIFICATIONS.

IF DIMENSION DOES NOT MEASURE 1" DRAWING IS NOT PRINTED TO SCALE

DATE	#	ISSUE
2025.05.09	1	ISSUED FOR TENDER

REGISTERED PROFESSIONAL ENGINEER
N.B. PETIPAS
8052
PROVINCE OF NOVA SCOTIA

SCALE:	As indicated
DRAWN BY:	JPZ
REVIEWED BY:	JPZ/NBP
DATE:	May 09, 2025

PROJECT TITLE
HERRING COVE JUNIOR HIGH SCHOOL FINISHES UPGRADES

Project Number

SHEET TITLE
UPPER LEVEL PLANS ELECTRICAL

E-103