

Halifax Regional Centre For Education

Purchasing Division

TENDER # 3959

Fire Alarm & Emergency Lighting Inspections

Addendum #3

July 17th, 2018

03:00 P.M.

From: Don Walpola, Buyer

To: Bidders

Pages: 1 including cover

Phone: 464-2000(ext. 2223)

The bid documents shall be amended and new drawings and clauses added, and shall become part of the contract documents as follows:

In regards to pricing, please ensure your pricing in Appendix E aligns with the inspection schedule provided within the tender package. Year one, is a partial year from August 1st, 2018 – March 31st 2019. Please ensure that pricing is only indicated for Year 1 for the locations that require an annual inspection during that 8 month period.

The Closing Date of this tender will NOT be extended

End of Addendum #3

PLEASE SIGN BELOW AND RETURN WITH BID DOCUMENTS:

Signature

Company Name

Halifax Regional Centre For Education

Purchasing Division

TENDER # 3959

Fire Alarm & Emergency Lighting Inspections

Addendum #2

July 17th, 2018

12:00 P.M.

From: Don Walpola, Buyer

To: Bidders

Pages: 1 including cover

Phone: 464-2000(ext. 2223)

The bid documents shall be amended and new drawings and clauses added, and shall become part of the contract documents as follows:

Clarifications:

Q1.) Scope of work states that it's the responsibility of the contractor to coordinate with HRM elevator service provider the inspections of properties with elevators. Are we to coordinate only and the HRM elevators service provider will invoice HRM directly or are we to include the cost to have the elevator service provider on site.

A1.) To be clear it is not HRM elevator service it is the HRCE elevator vendor Kone Elevators Inc. The fire alarm vendor is to coordinate with Kone to provide access to the elevator at no cost to either party. Under Kone's contract there is no charge for this service.

The Closing Date of this tender will NOT be extended

End of Addendum #1

PLEASE SIGN BELOW AND RETURN WITH BID DOCUMENTS:

Signature

Company Name

Halifax Regional Centre For Education

Purchasing Division

TENDER # 3959

Fire Alarm & Emergency Lighting Inspections

Addendum #1

July 11th, 2018

03:30 P.M.

From: Don Walpola, Buyer

To: Bidders

Pages: 13 including cover

Phone: 464-2000(ext. 2223)

The bid documents shall be amended and new drawings and clauses added, and shall become part of the contract documents as follows:

The reports relevant to Appendix D of this tender has been re-attached for O'Connell Drive Elementary & Oldfield Consolidated Elementary as there was a lack of clarity in the original tender package.

End of Addendum #1

PLEASE SIGN BELOW AND RETURN WITH BID DOCUMENTS:

Signature

Company Name

	LOCATION: O'Connell Drive Elem.	Device	Device address or circuit number
FIRE ALARM PANEL: Edwards EST 2			

Location Description	Device	Model	Address
ZONE 1 - WEST WING			
NEAR BACK EXIT	M	SIGA270B	203

ZONE 2 - CENTRE WING

MULTI-MEDIA ROOM 188B	S	SIGAIPHS	102
COMPUTER ROOM 188A	S	SIGAIPHS	103
COMMUNICATION ROOM 106	S	SIGAIPHS	104
MAIN ENTRANCE	M	SIGA270B	219

ZONE 3 - EAST WING

NEAR EXIT	M	SIGA270B	217
STORAGE ROOM 176	S	SIGAIPSH	105

ZONE 4 - GYM & CAFETERIA

GYMNASIUM EXIT - SOUTH	M	SIGA270B	204
GYMNASIUM EXIT - NORTH	M	SIGA270B	205
CAFETERIA EXIT	M	SIGA270B	225

ZONE 5 - SOUTH WING

COMMUNICATION ROOM 142B	S	SIGAIPHS	101
SOUTH EXIT	M	SIGA270B	226

ZONE 6 - SPRINKLER TANK BLDG.

ZONE 7 - WEST WING MECH. ROOM #1 (126)

MEZZANINE MECH. ROOM 1 - 203		SIGA-CT1	218
MEZZANINE MECH. ROOM 1 - 203	M	270 SPO	
MEZZANINE MECH. ROOM 1 - 203	EOL		

ZONE 8 - EAST WING MECH. ROOM #2 (121)

MEZZANINE MECHANICAL ROOM 2 - 204		SIGA-CT1	212
MEZZANINE MECHANICAL ROOM 2 - 204	M	270 SPO	
MEZZANINE MECHANICAL ROOM 2 - 204	EOL		

Location Description	Device	Model	Address
----------------------	--------	-------	---------

ZONE 9 - CENTRE WING MECHANICAL ROOM 3

MEZZANINE MECHANICAL ROOM 3 - 202		SIGA-CT1	236
MEZZANINE MECHANICAL ROOM 3 - 202	M	270 SPO	
MEZZANINE MECHANICAL ROOM 3 - 202	EOL		

ZONE 10 - ABOVE GYM MECH. RM 4 (STORAGE)

MEZZANINE MECHANICAL ROOM 4 - 201		SIGA-CT1	238
MEZZANINE MECHANICAL ROOM 4 - 201	M	270 SPO	
MEZZANINE MECHANICAL ROOM 4 - 201	EOL		

ZONE 11 - DRY SYSTEM #1

SPRINKLER TANK BUILDING		SIGA-CT2	223
SPRINKLER TANK ROOM	FS	WFS-5	
SPRINKLER TANK ROOM	EOL		

ZONE 12 - DRY SYSTEM #2

--	--	--	--

BOILER ROOM		SIGA-CT2	209
BOILER ROOM	FS	WFS-5	
BOILER ROOM	EOL		

ZONE 13 - WET SYSTEM FLOW ALARM

BOILER ROOM		SIGA-CT2	208
BOILER ROOM FLOW		WFS-5	
BOILER ROOM	EOL		

ZONE 14 - KITCHEN HOOD FLOW ALARM

KITCHEN		SIGA-CT2	220
KITCHEN		VSR-SF	
KITCHEN	EOL		

ZONE 15 - SPRINKLER TANK BLDG.

SPRINKLER TANK ROOM		SIGA-CT2	221
SPRINKLER TANK ROOM		283C	
SPRINKLER TANK ROOM		283C	

Location Description	Device	Model	Address
SPRINKLER TANK ROOM	M	270 SPO	221
SPRINKLER TANK ROOM	EOL		

ZONE 16 - BOILER ROOM DEVICES

BOILER ROOM		SIGA-CT1	211
BOILER ROOM	M	270-SPOB	
BOILER ROOM	EOL		

ZONE 17 - LOW WATER

BOILER ROOM		SIGA-CT2	233
BOILER ROOM		PSS-40	
BOILER ROOM	EOL		

BOILER ROOM	EOL		
-------------	-----	--	--

ZONE 18 - SPRK. GATE VALVES BOILER ROOM

BOILER ROOM		SIGA-CT1	210
BOILER ROOM		BFV-G199	
BOILER ROOM		BFV-G199	
BOILER ROOM	EOL		

ZONE 19 - KITCHEN HOOD GATE VALVE

KITCHEN		SIGA-CT2	229
KITCHEN		BB-SCSO	

ZONE 19 - KITCHEN HOOD GATE VALVE - CONT'D

KITCHEN	EOL		
---------	-----	--	--

ZONE 20 - TANK BUILDING LOW TEMP.

SPRINKLER TANK ROOM		SIGA-CT2	230
SPRINKLER TANK ROOM		T6031A	
SPRINKLER TANK ROOM	EOL		

ZONE 21 - SPRK. TANK 1 & 2 LOW AIR

SPRINKLER TANK ROOM		SIGA-CT2	235
SPRINKLER TANK ROOM		L404	
SPRINKLER TANK ROOM	EOL		

ZONE 22 - LOW WATER TANK #1

Location Description	Device	Model	Address
SPRINKLER TANK ROOM		SIGA-CT2	224
SPRINKLER TANK ROOM		150S	
SPRINKLER TANK ROOM	EOL		

ZONE 22 - LOW WATER TANK #2

ZONE 23 - LOW WATER TANK #2

SPRINKLER TANK ROOM		SIGA-CT2	237
SPRINKLER TANK ROOM		150S	
SPRINKLER TANK ROOM	EOL		

ZONE 24 - SPRINKLER TANK RM. GATE VALVES

SPRINKLER TANK ROOM		SIGA-CT2	222
SPRINKLER TANK ROOM		BFV-G199	
SPRINKLER TANK ROOM DRY		BFV-G199	
SPRINKLER TANK ROOM DRY		BFV-G199	
SPRINKLER TANK ROOM DRY	EOL		

ZONE 25 - SPRK. DRY SYSTEM #1 LOW AIR

SPRINKLER TANK ROOM		SIGA-CT2	231
SPRINKLER TANK ROOM		PSS-40	
SPRINKLER TANK ROOM	EOL		

ZONE 26 - SPRK. DRY SYSTEM #2 LOW AIR

SPRINKLER TANK ROOM		SIGA-CT2	234
SPRINKLER TANK ROOM		PSS-40	
SPRINKLER TANK ROOM		EOL	

ZONE 27 - ANTI-FREEZE LOOP GATE VALVE

ROOM 104 CLOSET		SIGA-CT1	232
ABOVE CEILING RM. 110 ADJ. CLOSET		BB-SCSO	
ROOM 104 CLOSET	EOL		

ZONE 32 - FIRE DEPT. BYPASSED

INSIDE F/A PANEL		SIGA-CT1	228
INSIDE F/A PANEL		CONT.	
INSIDE F/A PANEL	EOL		

Location Description	Device	Model	Address	Zone / Circuit #
----------------------	--------	-------	---------	------------------

RELAY ZONE 1 - WEST WING AHU 1 SHUTDOWN

MEZZANINE MECHANICAL ROOM 1	RLY	SIGA-CR	206	
-----------------------------	-----	---------	-----	--

RELAY ZONE 2 - EAST WING AHU 2 SHUTDOWN

MEZZANINE MECHANICAL ROOM 2	RLY	SIGA-CR	207	
-----------------------------	-----	---------	-----	--

RELAY ZONE 3 - CENTRE WING AHU 5 SHUTDOWN

CENTRE AREA MECH. ROOM 3	RLY	SIGA-CR	213	
--------------------------	-----	---------	-----	--

RELAY ZONE 4 - CENTRE WING AHU 3 SHUTDOWN

MEZZANINE MECH. ROOM 3	RLY	SIGA-CR	214	
------------------------	-----	---------	-----	--

RELAY ZONE 5 - MECH. ROOM 4 AHU 4 SHUTDOWN

MEZZANINE MECH. ROOM 4	RLY	SIGA-CR	215	
------------------------	-----	---------	-----	--

RELAY ZONE 6 - DOOR CLOSURES

DOOR CLOSURES	RLY	SIGA-CR	216	
---------------	-----	---------	-----	--

SIGNAL CCT. #1 - WEST WING (0201)

MEZZANINE MECH. ROOM #1	H/S			1
NEAR CLASSROOM 120	H/S			1
NEAR STAFF LOUNGE 115	H/S			1
MEZZANINE MECH. ROOM #1	EOL			1
NEAR CLASSROOM 124	H/S			1

SIGNAL CCT. #2 - SOUTH WING (0202)

GYMNASIUM	H/S			2
GYMNASIUM	H/S			2
ADJ. ART ROOM 140	H/S			2
ADJ. PUMP ROOM 144	H/S			2
MEZZANINE MECH. ROOM #3	H/S			2
MEZZANINE MECH. ROOM #4	H/S			2

BOILER ROOM	H/S			2
SPRINKLER TANK BLDG	H/S			2
SPRINKLER TANK BLDG	EOL			2
CAFETERIA	H/S			2
MUSIC ROOM 149	H/S			2

Location Description	Device	Model	Address	Zone / Circuit #
----------------------	--------	-------	---------	------------------

SIGNAL CCT. #3 - EAST WING (0227)

NEAR RESOURCE ROOM	H/S			3
NEAR CLASSROOM 186	V			3
NEAR CLASSROOM 182	H/S			3
MEZZANINE MECH. ROOM #2	H/S			3
MEZZANINE MECH. ROOM	EOL			3

EMERGENCY LIGHTS

Unit #	Location	# of Heads	Model	Circuit #
	WEST HALL BY EXIT		EMERGI-LITE 12 DEL 144	
	WEST HALL MECH RM BOTTOM		REMOTE	
	WEST HALL MECH RM TOP		REMOTE	
	WEST HALL BY 129A #2			
	WEST HALL BETWEEN 130 & 133		12 DEL 144	
	WEST HALL BY 134A #4			
	WEST HALL EXIT BY MENS WASHRM		EXIT	
	WEST HALL EXIT BY MENS WASHRM		EXIT	
	WEST HALL MENS 135			

	CENTRE SOUTH BY #5 MEETING RM 136			
	CENTRE SOUTH ACROSS FROM 140		REMOTE	
	CENTRE SOUTH BY 142A #6		12 DEL 144	
	CENTRE SOUTH ELECT RM 142B		12 DEL 144	
	CENTRE SOUTH BY 149 #7		12 DEL 144	
	CENTRE SOUTH IN 148 BOILER RM		REMOTE	
	CENTRE SOUTH IN 148A OVER EXIT #8		COMBO UNIT	
	CENTRE SOUTH CAFETERIA #9		12 DEL 144	
	CENTRE SOUTH CAFETERIA #10		REMOTE	
	CENTRE SOUTH CAFETERIA		EXIT	
	CENTRE SOUTH CAFETERIA #11		REMOTE	
	CENTRE SOUTH CAFETERIA EXIT TO CTR HALL		EXIT	
	CENTRE SOUTH MECHANICAL RM TOP		REMOTE	
	EAST LANE #12 BY RM 188A		12 DEL 144	
	EAST LANE BY LIBRARY		REMOTE	
	EAST LANE BY LIBRARY		EXIT	
	EAST LANE WOMENS WASHRM 167		REMOTE	
	EAST LANE MENS WASHRM 166		REMOTE	
	EAST LANE EXIT BY 170A		EXIT	
	EAST LANE EXIT BY 170A		EXIT	
	EAST LANE #13 BY 172		REMOTE	

EMERGENCY LIGHTS

Unit #	Location	# of Heads	Model	Circuit #
	EAST LANE #14 B/W 173 & 177		12 DEL 144	
	EAST LANE BY 182		EXIT	
	EAST LANE #15 BY 178A		REMOTE	
	EAST LANE #16 EXIT		12 DEL 144	
	EAST LANE END OF HALL MECH RM			
	END OF EAST HALL MECH RM UPSTAIRS			
	SOUTH GYM 160 #17		12 DEL 144	
	SOUTH EXIT BY 160 GYM		EXIT	
	SOUTH GYM BY 156 #18		REMOTE	
	SOUTH EXIT BY 156 GYM		EXIT	
	SOUTH GYM BY STORAGE 153 #19		12 DEL 144	
	SOUTH GYM BY 164D		EXIT	
	SOUTH BY 164C		EXIT	
	SOUTH BY 164C #20			
	SOUTH STORAGE 157			
	SOUTH MECH RM UPSTAIRS 157		REMOTE	
	SOUTH TOP OF STAIR 153		REMOTE	
	SOUTH MECH RM TOP OF 153		REMOTE	
	MAIN OFFICE		REMOTE	
	ADJ WEST MENS W/R		REMOTE	
	WOMENS W/R		REMOTE	
	MENS LOCKER RM		REMOTE	
	WOMENS LOCKER RM		REMOTE	

	ADJ BOILER RM		REMOTE	
	COMM RM		REMOTE	
	RAMP TO STAGE		REMOTE	
	WATER TANK RM VESTIBULE		UNIT	
	WATER TANK RM INSIDE BY DOOR		UNIT	

	LOCATION: Oldfield	Device	Device address or circuit number
	FIRE ALARM PANEL: Edwards 1527		

MANUAL PULL STATIONS

1	GYM WEST EXIT	M	ZONE 1
2	GYM EAST EXIT	M	ZONE 1
3	NORTH HALL	M	ZONE 1
4	REAR EXIT	M	ZONE 1
5	MAIN ENTRANCE	M	ZONE 1
5	FURNACE RM	M	ZONE 1

HEAT DETECTORS

1	FURNACE RM	HT	ZONE 1
2	STAFF RM/ KITCHEN	HT	ZONE 1
3	WORK ROOM	HT	ZONE 1
4	NORTH HALL	EOL	ZONE 1

NOTIFYING DEVICES

1	NORTH HALL	B	SIG 1
2	SOUTH HALL	B	SIG 1
3	CENTER HALL / GYM	B	SIG 1
4	FURNACE RM	B	SIG 1
	NORTH HALL	EOL	SIG 1

EMERGENCY LIGHTING INSPECTION REPORT

Line #	EL UNIT Location	Remote Head	Cab. Head
1	SOUTH HALL BY CLASSROOM 4		Y

2	NORTH HALL BY CLASSROOM 20		Y
3	CENTER HALL / GYM		Y

HALIFAX REGIONAL CENTRE FOR EDUCATION

TENDER #3959 FIRE ALARM AND EMERGENCY LIGHTING INSPECTIONS

Closing Date:

THURSDAY, JULY 19, 2018

Closing/Opening Time:

2:00:00 P.M.(Atlantic Standard Time Zone)

Closing Location:

Halifax Regional Centre for Education
33 Spectacle Lake Drive
Dartmouth, N.S. B3B 1X7

Purchasing Contact:

Don Walpola, Buyer
Tel: (902) 464-2000 #2223
Fax: (902) 464-0161
Email: dwalpola@hrsb.ca

School Locations:

Listed by Region in Appendix "E"

Operations Contact:

Ron Curran, Manager, Regulatory Compliance
Tel: (902) 464-2000 #5114
Email: rcurran@hrsb.ca

To obtain documents:

Download tender documents in .pdf format from the HRCE's Website:

<http://www.hrsb.ca/about-hrsb/financial-services/purchasing/tenders/tender-listing>

Table of Contents

	Page
1.1 Instructions to Bidders	3
1.2 Conditions of Tender	4
1.3 Other Requirements	9
1.4 Amendments	10
1.5 The Contract	10
1.6 Your Contractual Terms	11
2.0 Scope of Work	12
3.1 Tender Form.....	18
3.2 References	19
3.5 Schedule of Prices	21
3.6 Time & Materials.....	22
3.7 Lump Fixed Price	23
3.8 Signature	24
APPENDIX “A” Sample Service Agreement	25
APPENDIX “B” Project Safety Plan	41
APPENDIX “C” Contractor Checklist	46
APPENDIX “D” Fire Alarm and Emergency Lighting System Information – By Region.....	47
APPENDIX “E” Fire Alarm and Emergency Lighting Inspection Unit Pricing – By Region	589
(Bidders to email dwalpola@hrsb.ca for electronic version to be submitted with hardcopy)	
APPENDIX “F” Fire Alarm and Emergency Lighting Report Naming Conventions.....	597
APPENDIX “G” Tender Inspection Schedule	601
APPENDIX “H” Building Floor Plans – By Region (as reference guide)	604
APPENDIX “I” Listing of School locations with Elevators – By Region	941
APPENDIX “J” Risk Management & Safety.....	942

1.0 **GENERAL**

The Halifax Regional Centre for Education (HRCE) is seeking bid submissions from qualified contractors for the supply of materials, labour, equipment and services necessary to meet service, testing, inspection, maintenance and reporting requirements for all listed **FIRE ALARM AND EMERGENCY LIGHTING SYSTEMS** in buildings owned and operated by the HRCE as described in Section 2.0 of this document, Scope of Work. Requirements of this document are based on the National Fire Code (NFC) of Canada 2015, and as modified by the Nova Scotia Fire Safety Act and Regulations. Various other codes referenced by the NFC may apply to this document – please see Section 2.1 for more information.

1.1 **INSTRUCTIONS TO BIDDERS**

TENDER SUBMISSION:

- (a) The HALIFAX REGIONAL CENTRE FOR EDUCATION (HRCE) will receive offers in the form of a bid from Contractors which is signed, and received on or before the date and time specified on the cover sheet of this document. The HRCE deems the correct time to be the time indicated on the phone clock on the Receptionist's desk at 33 Spectacle Lake Drive. Offers submitted after the closing time/date shall be considered non-compliant and returned to the bidder unopened.
- (b) Bidders must **submit one original hardcopy of the enclosed tender documents, as well as one electronic excel copy of the pricing breakdown Appendix E "Fire Alarm and Emergency Lighting Inspection Unit Pricing – By Region" on a portable flash drive. Bidders are to email dwalpola@hrsb.ca for the electronic template.**

Each item on the tender form must be completed unless noted otherwise. Bids must be signed by an authorized representative of the Service Provider. Incomplete bids may be rejected. Bids **must** be submitted on or before the advertised time and date in a sealed envelope clearly marked:

Tender #3959 Fire Alarm and Emergency Lighting Inspections

- (c) It is the responsibility of the bidder to ensure their submissions are received by the HRCE on time. Emailed/faxed bids will not be accepted.

- d) Bids will be opened at the time indicated on the cover sheet of this document. As of April 1, 2014 public tender openings are no longer held for any tenders relating to goods, services or construction for HRCE. A list of tenderers and bid amounts will be posted on the Procurement Services website:
<http://novascotia.ca/tenders/tenders/ns-tenders.aspx> shortly following the closing of the tender. All bid submissions are subject to evaluation after opening and before award of contract. The winning bidder and award amount will be posted on the Procurement Services website after award.
- e) In the event that the HRCE Central Office is closed due to inclement weather or for any other reason on the date and at the time of closing, the Closing Date and Time will be extended one (1) business day. Bidders should note that closure of Schools does not necessarily mean closure of the HRCE's Central Office.

1.2 CONDITIONS OF TENDER

- a) No term or condition shall be implied, based upon any industry or trade practice or custom or in a practice or policy of the HRCE or otherwise, which is inconsistent or conflicts with the provisions contained in these instructions.
- b) Any changes to this tender or specifications shall be stated by the HRCE in writing. All correspondence, inquiries, instructions, etc. in connection with the tender shall be made through the central office of the Halifax Regional Centre for Education, c/o the Buyer as listed on the cover sheet of this document.
- c) Notify Don Walpola, Buyer, by email to dwalpola@hrsb.ca no less than **five (5)** business days before Tender Closing regarding any questions, omissions, errors or ambiguities found in the Contract Documents. If HRCE determines that correction, explanation or interpretation is necessary, a reply will be in the form of an addendum, a copy of which will be posted on the novascotia.ca/tenders and/or HRCE website as applicable. It is the responsibility of the Bidder to ensure all addenda are received and acknowledged.

Addenda will be issued no less than three (3) business days before the tender closing date and time, and will form part of the Contract Documents. Addenda cover letters must be signed and attached to the tender documents.

- (d) The Vendor is responsible for obtaining all provincial, municipal and other permits as required for the work, and shall adhere to all regulations from regulatory bodies, including the National Building Code, 2015. They shall pay all fees for these permits. Sub-trades are responsible for obtaining permits and following regulations as they affect their work.
- (e) Invoices must be submitted to: Halifax Regional Centre for Education
C/o Accounts Payable
33 Spectacle Lake Drive,
Dartmouth, NS B3B 1X7
- f) Invoicing and Payment:
1. A purchase order will be issued after the formal award of the contract. The service provider must quote the purchase order number on all invoices relating to this contract.
 2. All contract invoices must comply with the amounts outlined on the purchase order, and must not be combined on the same invoice with other work or repairs that may fall outside the contract.
 3. HRCE will not short-pay an invoice in the event there is a discrepancy with the amount billed. Any invoices found to be incorrect will not be paid and will be returned to the service provider for revision.
 4. Payment terms will be considered as net 30 days from invoice date.
- (g) Bidders or their employees MUST NOT be employees of the Halifax Regional Centre for Education.
- (h) The bidder must comply with Nova Scotia Fire Safety Act and all Municipal Regulations, Ordinances and other laws including the Occupational Health and Safety Act.
- (i) Persons or firms submitting tenders shall be actually engaged in the line of work required by the specifications.
- (j) If applicable, a bidder shall list, in the space provided in Section 3.3, the names of the sub-contractors they propose to use with each sub-contractor's tender price. A change in sub-contractors from this list will require permission in writing from the HRCE.
- (k) Except as modified by Addenda, the successful service provider will be held to furnish under this tender all work as specified.
- (l) The service provider shall save and indemnify the Halifax Regional Centre for

Education against all costs which the HRCE may sustain or incur by reason of any act or omission of the service provider or its agents or sub-contractors.

- (m) Property loss and/or damage that occurs during the course of work or caused by negligence on the service provider's part during the course of the work shall be reported by HRCE Operations Services to the School Insurance Program (SIP) office. Adjusters may be assigned to manage restoration of damaged, defaced or stolen HRCE property. The service provider shall be responsible for all costs to repair or replace property of the HRCE which has been damaged, defaced or stolen during the course of the contract.

- (n) **The term of the contract will be a 32 month period commencing August 1, 2018, and ending March 31, 2021.** There will be an option to extend for two (2) additional one (1) year terms at the sole discretion of the HRCE.

- (o) Contract pricing will be required on the Tender Form by HRCE fiscal year, matching the corresponding breakdown on Appendix E per location.

Year 1: August 1, 2018 to March 31, 2019 (partial year)

Year 2: April 1, 2019 to March 31, 2020

Year 3: April 1, 2020 to March 31, 2021

The extension options (if exercised) will follow the same fiscal pattern as identified above.

- (p) Time and Material costs must be provided as listed in Section 3.5.

- (q) **HRCE Discretion**

The Bidder hereby acknowledges that:

- a) HRCE shall have the right to reject any or all Tenders for any reason, or to accept any Tender which HRCE in its sole, unrestricted discretion deems most advantageous to it. The lowest, or any, Tender will not necessarily be accepted and HRCE shall have the unrestricted right to:
 - i) accept any Tender, and in the event it only receives informal, non-conforming or qualified Tenders with respect to this Tender, accept any such Tender; or
 - ii) accept a Tender that is not the lowest price;
 - iii) reject a Tender that is the lowest price even if it is the only Tender received;

- iv) reject any Tender that contains any irregularities, informalities, conditions or qualifications;
 - v) reject any Tender that is not accompanied by the required tender security documents or signed addendum cover pages;
 - iv) reject any Tender that is not properly signed by or on behalf of the Bidder;
 - vi) reject any Tender that contains an alteration in a quote that is not initialed by or on behalf of the Bidder;
 - vii) reject any Tender that is incomplete or ambiguous; or,
 - viii) reject any Tender that does not strictly comply with submission requirements or any other requirements contained in these instructions.
- b) HRCE reserves the right to consider, during the evaluation of Tenders:
- i) information provided in the Tender itself;
 - ii) information received in response to enquiries of credit and industry references set out in the Tender;
 - iii) the manner in which the Bidder provides services to others;
 - iv) the experience and qualification of the Bidder;
 - v) the compliance of the Bidder to HRCE's requirements and specifications;
 - vi) such alternate goods, services, terms or conditions that may be offered, whether such offer is contained in a Tender or otherwise,
 - vii) splitting the Tender and Project Scope into multiple parts and accepting Tenders (or portions thereof) from more than one Bidder;
 - viii) rejecting Bidder's recommendation of a Subcontractor or any other third party associated with the Tender and jointly along with the Bidder, determine alternate acceptable third parties; and,
 - x) any other consideration in HRCE's discretion.
- c) HRCE may rely upon the criteria it deems relevant, even if such criteria has not been disclosed to Bidder. By submitting a Tender, the Bidder acknowledges the HRCE's rights under this Section and absolutely waives any right or cause of action against HRCE and its employees, agents or Trustees by reason of HRCE's failure to accept the Tender submitted by the Bidder, whether such right or cause of action arises in contract, tort including negligence or otherwise.

(r) **Limitation of Liability**

The bidder, by submitting a bid to this Tender, agrees that it will not claim damages, costs or expenses for whatever reason, relating in any way to this Tender and any resulting process (including without limitation any subsequent discussions or negotiations, if any, or in respect of any competitive process) and waives any and all claims against HRCE whatsoever, whether for costs, damages or expenses incurred by the Bidder in preparing its Tender, in participating in this tender process (including without limitation any subsequent discussion or negotiation, if any), loss of anticipated profit or any other matter whatsoever related to this tender and any resulting process, discussions or negotiations.

1.3 OTHER REQUIREMENTS

- (a) The bidder must provide with the submitted tender document a certificate indicating the completion of the Nova Scotia Construction Safety Association's Construction Safety Program or other safety audit program acceptable to Workers Compensation Board.
- (b) The bidder must provide with the submitted tender document a letter showing they are in good standing with the Worker's Compensation Board.
- (c) **Bid Security:** Bidders **must** submit bid security in the amount of 10% of the **1st Year Contract Price** (excluding HST) in the form of a Certified Cheque or a Bid Bond. The certified cheque of the successful bidder will be returned after the award is finalized and the contracts have been signed.

The certified cheques of the unsuccessful bidders will be returned to them after the the contracts have been signed, or previous to such time, at the discretion of the HRCE.

- (d) The service provider must provide with their proposal an insurance certificate showing proof of :
 - Commercial General Liability insurance, including but not limited to, products liability and completed operations, owners and contractors liability, endorsement, independent contractor, cross liability, employers contingent liability, personal & advertising injury liability, contractual liability, owner's and contractor's protective liability, broad form property liability for a **limit of no less than \$5,000,000 per occurrence**
 - Commercial Auto liability Insurance covering all owned, non-owned and hired vehicles for a minimum combined single limit of \$2,000,000 per occurrence;
 - It is also agreed that the above insurance coverage is primary & non-contributory and please include a waiver of subrogation.

Upon award, The Halifax Regional Centre for Education **MUST** be named as "additionally insured" pertaining to the work for this project. Furthermore, Halifax Regional Centre for Education **MUST** receive at least thirty (30) days' notice of cancellation or modification of the above insurance. The successful proponent shall secure and maintain the insurance as noted above at its expense during the term of the contract.

- (e) The bidder must provide with the submitted tender document a completed copy of the attached safety plan information sheet. The service provider prior to commencement of work, must have a safety plan in place for use by service provider personnel regarding potential hazards and work practices specific to the site.

- (f) Bidders are advised that, as per the Halifax Regional Centre for Education Tobacco Free Schools and Workplace Policy, the HRCE endorses and supports implementation of the Nova Scotia Smoke Free Places Act 2002, which prohibits tobacco possession for persons under the age of 19 and declares that no person shall smoke in schools, school board offices or on school grounds.
- (g) **HRCE is directly responsible for the safety of its students and staff. Should contractors be required to work in or on school property while children are present, it is a MANDATORY HRCE REQUIREMENT that contractors assign the work to employees and/or sub-contractors who DO NOT have a CRIMINAL RECORD and who ARE NOT LISTED ON THE CHILD ABUSE REGISTRY. By checking the “Agreed” box at the bottom of clause 3.4 below you are confirming that you understand and will abide by this mandatory HRCE requirement. Failure to comply with this requirement may result in immediate contract termination.**

1.4 AMENDMENTS OR WITHDRAWAL OF TENDER PRIOR TO BID CLOSING

- (a) Amendments to the submitted offer will be permitted if received in writing prior to bid closing and if endorsed by the same party or parties who signed and executed the offer.
- (b) The Tender may be amended or withdrawn by post or facsimile to the confidential Buyer fax – 902-464-0161.
- (c) Clearly indicate on the fax transmission or submitted envelope, whether your correspondence is an amendment or withdrawal and the title marked clearly of the tender reference number. Sign as required for tender, and submit to the address listed under closing location on the cover of this document. Faxes may be sent to Don Walpola, Buyer, at 902-464-0161.

1.5 THE CONTRACT

1.5.1 Binding Effect of Proposal and Contract Finalization

The Bidder hereby acknowledges that its Tender constitutes a contract with HRCE, and the terms and conditions of this Tender and the bidder response (with the Tender taking precedence in the event of any inconsistency or conflict of terms) shall govern such agreement. Such contract shall remain binding upon Bidder until the earlier of:

- a) written notice from HRCE that the Bidder's Tender is rejected as unsatisfactory; or
- b) issuance by HRCE of its purchase order (PO) to the Bidder with respect to this Tender, and upon such issuance, the Bidder shall be regarded as the Service Provider hereunder; or
- c) execution of the Contract by both HRCE and the Bidder; or,
- d) written notice from HRCE that it has entered a Contract with a Service Provider and that the Bidder has been unsuccessful under this Tender.

1.5.2 Contract Documents

1.5.2.1 The attached sample service agreement (APPENDIX A) is a version that shall be issued to or executed by the successful bidder pursuant to the terms and conditions of this Tender. It is **NOT** to be executed and returned by the bidder as part of your bid response.

1.5.2.2 The Contract the Service Provider will have with the HRCE, if awarded, will include:

- a) such further documentation as may be negotiated and executed by the HRCE and the Service Provider;
- b) this Tender and all of its Schedules, including without limitation any award letter and PO issued by HRCE to the Contractor, and any revisions, amendments or additional documents made thereto, if any; and,
- c) the Tender, in its entirety and all promises made in the tender will be deemed covenants in the Contract and all information, representations and warranties made in the Tender will be deemed terms, representations and warranties of the Contract surviving the signing or issuance by HRCE of any additional or formal documents prepared by the HRCE.

1.5.2.3 For the purposes of evaluation and interpretation of Tenders, in the case of conflicts, discrepancies, errors or omissions between this Tender and any documentation issued or executed pursuant to Section 1.5.1, and the Tender, this Tender and such documentation shall take precedence over the Bidder response.

1.6 Your Contractual Terms

1.6.1 List separately any contractual terms which must be included as part of the Contract if awarded to you and which would be a condition to HRCE's acceptance of your bid.

1.6.2 List separately any contractual terms which you would like the HRCE to consider but which would not be a condition to the acceptance by the HRCE of your bid and which would only be part of the Contract with the HRCE with the specific further agreement of the HRCE.

2.0 SCOPE OF WORK

The successful bidder will be held to provide qualified personnel to perform testing, inspection, maintenance, repair and reporting services for all fire alarm systems and emergency lighting units, at the Halifax Regional Centre for Education locations described in Appendix E of this document. Please note that Public-Private Partnership (P3) locations are currently not included in the scope of this tender. The HRCE reserves the right to amend the contract to add/delete locations for service as buildings come under/are removed from HRCE ownership in future years.

This contract includes the requirement for the service provider to provide all necessary equipment, ladders, staging and devices necessary to perform testing of all devices, including but not limited to, devices located in stairwells, elevator shafts, gym and stage ceilings, above and below air handling units, within confined spaces, etc. Inability to access shall not be permitted as a reason for not testing devices.

NOTE 1: The number of devices listed by location in Appendix D have been updated to the best of HRCE's ability however this list may not be 100% accurate. Therefore, bid amounts shall be considered applicable as long as the counted devices are within 10% of the number listed per location in Appendix D. Due to an increase in the amount of fire alarm panels recently replaced, the description of the panels listed in Appendix D may not be up to date. Revision of costs post award for inspection of devices above or below the listed number shall be based on the average of the costs to inspect all the devices for the affected site.

NOTE 2: At the end of every test/inspection, the technician **MUST** sign in the Halifax Regional Centre for Education Fire Safety Maintenance Log located in the main office at each school. The appropriate sections **MUST** be completed and signed off, including the date of the test/inspection.

This contract shall require that all technicians perform the following tasks prior to starting work in each HRCE building:

- a) Notify the Principal or designated school administrative personnel at each site prior to beginning any work on the fire safety systems. **The service provider shall always report to the main office at the start of each visit, indicate who they are, and sign in to the school guest log under Maintenance, which is located in every**

main office.

- b) Ensure the Principal or designate is advised of the work to be completed, and if the system will be shut down during the test/inspection process.
- c) If repairs are required, notify the Principal or designate of all interruptions in any fire protection system **prior** to such interruptions that make the system inoperative.
- d) Advise the Principal or designate whether the fire protection system will be inoperative, or if any part of it will be shut down for repairs for more than two hours. The service provider must confirm with the school Principal or designate that:
- Caretaker on site has been notified
 - Fire department has been notified (902-490-5020)
 - Operations staff have been contacted via emergency number (902-493-5110)
 - School Insurance Program (SIP) office has been notified (902-448-2840)

Operations will determine if or when trained people are required to patrol the building until the fire protection system is restored to operating condition. If this occurs after hours, a fire watch will be put in place.

- e) Advise the Principal and Operations Services whether the fire safety system will be inoperative for more than six (6) hours, or after hours. The service provider must confirm the same steps are taken as noted above in item d).

Once advised, the Operations Services Department will arrange for a fire watch as deemed necessary. In addition, the service provider is to confirm that procedures to provide appropriate protection to the building have been coordinated with the Authority Having Jurisdiction and the HRCE Operations Services Department.

- f) Notify the monitoring station and local fire station for each building, prior to performing any tests/maintenance/repairs and also upon completion of the work.
- g) Ensure with the Principal that there is an **alternate means of notifying persons** within the building and the Fire Department of an actual fire when the fire alarm or sprinkler alarm systems are inoperative. This is usually done by using the school's P.A. system.

2.1 Fire Alarm & Emergency Lighting Inspection Code Requirements

The service provider shall ensure that the HRCE fire alarm and emergency lighting systems are maintained, inspected, serviced, tested, cleaned, adjusted and repaired in conformance with the National Fire Code (NFC) of Canada 2015, and as modified by the Nova Scotia Fire Safety Act and Regulations. Various other codes referenced by the NFC may apply to this document as follows: NFPA 25 2014, NFPA 10 2013, NFPA 664 2012, CAN/ULC-S536 2013, NSBC 2015.

2.2 Electronic Reporting Requirements

- a) After each fire alarm and emergency lighting inspection, an electronic report for each school must be submitted via email. Hard copy reports are not required. The file format for these reports **must** be **extractable text Adobe Acrobat** and the service provider is responsible to ensure that the file name for each report follows the exact file naming convention as indicated in Appendix F.

Example: 212-YYYYMM-A.J. Smeltzer-Fire Alarm-Emerg Lights

If this inspection was completed in August 2018 then the file name should be: 212-201808-A.J. Smeltzer-Fire Alarm-Emerg Lights

Upon contract award, HRCE email contact information related to the direction of reports will be supplied to the successful service provider.

- b) The Service Provider will be required to provide the electronic copy of ALL inspection reports (in true electronic format), no later than 30 days after each test/inspection has been completed. Failure to do so may result in the cancellation of the contract between the HRCE and the Service Provider. **The corresponding invoice related to each inspection will NOT be paid until the electronic report has been received and reviewed.**
- c) A completed F.P. 377 Form shall be sent electronically along with all fire alarm and emergency lighting reports. The report must be signed and dated.
- d) All annual inspections and reports for schools **due in March**, as identified in Appendix G, shall be completed and their respective reports submitted to HRCE prior to March 31st. The corresponding invoices for these March inspections **must be dated March 31st** and received by HRCE no later than April 30th each year.

- e) **Minimum Report Content:**
 - a) Date of inspection and name of technician.
 - b) List of all fire alarm devices and emergency lighting systems and the location of each device, including the type of fire alarm panel.
 - c) List of the testing/inspection results and any deficiencies - When recording deficiencies on the inspection report it shall be noted the type of device and its location and the status - whether corrected or if remains outstanding.

Upon award, the successful service provider will be required to submit a sample report template to the HRCE Regulatory Manager for review.

2.3 **Fire Alarm and Emergency Lighting Inspection Requirements**

The fire alarm and emergency lighting testing and inspections shall include, but are not limited to, the following tasks:

- a) Trip all alarm initiating devices including smoke detectors, heat detectors (rate of rise), pull stations and duct smoke detectors on every zone. (Test sprinkler tamper switches electrically to ensure proper signal and annunciation at fire alarm panel.)
- b) **Smoke detectors within elevators:** It is the responsibility of the successful service provider to contact the HRCE elevator maintenance service provider to arrange for scheduled access to perform testing/inspection of devices within elevator shafts at no extra cost to the HRCE. A list of schools containing elevators that will require access has been included for reference – Appendix I.
- c) Verify correct indicators on panel and/or annunciator panels for all devices.
- d) Trip all trouble initiating devices including tamper, low water and low pressure switches.
- e) Ensure proper operation and panel indication of all bells, horns, chimes, strobes and all other alarm indicating devices.
- f) Test and verify proper operation of smoke control device operation where applicable.
- g) Test battery voltages and charging currents before and after testing of the system under full load.
- h) Confirm connection to monitoring station and receipt of signals.
- i) Perform test and inspection of all emergency lighting systems throughout the building and record all results on report. This requires that AC power be

disconnected from all the emergency and exit lighting units for a minimum of thirty (30) minutes. Record the location of each device, device nameplate data, test results and deficiencies (both corrected and outstanding) and include with the fire alarm test and inspection report data.

- j) At the end of every test/inspection, the technician **MUST** enter the date of the inspection in the Halifax Regional Centre for Education Fire Safety Maintenance Log located in the main office at each school. The appropriate sections **must** be completed and signed off.

2.4 Deficiencies and Repairs

- a) Record all conditions and deficiencies from the fire alarm test/inspection (note whether corrected or outstanding) on the fire alarm test and inspection report. When recording deficiencies on the inspection report the type of device and its location must be noted.
- b) **Deficiencies that require repair in order to remediate a life safety risk or to restore a serious system failure must be communicated to HRCE Operations Services Department immediately upon discovery.**
- c) The replacement of components to repair deficiencies of fire alarm panels and emergency lighting systems, such as battery packs and bulbs, must be completed during the inspection (**see item e – technician must first obtain approval if repairs are estimated over \$500**) and prior to submitting the inspection report(s) to HRCE.
- d) Pricing for additional repairs (if needed) shall correspond to the pricing indicated in Section 3.6 - Time and Material Prices.
- e) Replacement parts shall be of equal or better quality. If a repair is estimated to be over \$500.00 the service provider **must** contact the appropriate Regional Manager for approval to proceed.
- f) **Invoicing for extra repairs/deficiencies:** If upon inspection it is found that extra work is required to repair/replace items due to a deficiency, the service provider must contact the respective HRCE Regional Supervisor to request a separate work order to be referenced for those repairs/charges. A list of regional supervisors and their contact information will be provided upon award to the successful service provider.

Extra repairs/materials must not be included on the same invoice relating to the annual contract inspection. As previously indicated in Section 1.2 (f) - Any invoices found to be incorrect will not be paid and will be reported back to the service provider for revision.

2.3 **SITE VISITS**

- (a) The successful bidder will be expected to familiarize themselves with existing sites and all other conditions which may affect performance of the Contract. No plea of ignorance of such conditions as a result of failure to make all necessary examinations and calculations will be accepted as a basis for any claims for extra compensation or failure to perform inspections.
- (b) ~~A mandatory bidder's information session will be held as per the information on the cover sheet.~~ **Not applicable to Tender #3959**

3.0 **BIDDER DECLARES/AGREES:**

3.1 **Bidder Declares:**

- (a) That this tender was made without collusion or fraud.
- (b) That the proposed work was carefully examined.
- (c) That the bidder is familiar with local conditions.
- (d) That contract documents and attachments were carefully examined.
- (e) That all the above were taken into consideration in preparation of this tender.

3.2 **Bidder Agrees:**

- (a) To enter into a contract to supply all labour, material and equipment and to do all work necessary to complete the Work as described and specified herein for the prices as per the Form of tender, Schedule of Prices, Article 3.5.
- (b) That this tender is valid for acceptance for 90 days from the time of tender closing.
- (c) That failure to enter into a formal contract and give specified documents within time required will constitute grounds for forfeiture of this agreement.
- (d) I/WE certify that the company listed herein is in good standing with the City of Halifax Tax Collector and all Municipal, Provincial and Federal Tax Agencies. Failure to complete this certification and maintain this status will be cause for rejection of your tender and/or cancellation of any contractual undertaking with the HRCE. We further agree with and accept the terms set out in this tender document.

Halifax Regional Centre for Education

3.1 Tender Form

TENDER #3959

Fire Alarm and Emergency Lighting Inspections

FIRM _____

ADDRESS _____

E-MAIL ADDRESS _____

POSTAL CODE _____ PHONE _____ FAX _____

NAME OF PERSON SIGNING FOR FIRM _____

POSITION OF PERSON SIGNING FOR FIRM _____

I/WE, the undersigned, having carefully examined the **#3959 Fire Alarm and Emergency Lighting Inspections** tender documents, and having read, understood, and accepted the Conditions of the tender which form part of the tender documents, hereby offer to provide the materials and service in strict accordance with the **#3959 Fire Alarm and Emergency Lighting Inspections** documents, which form part of this tender.

I/WE, hereby agree that notification of acceptance of this bid shall be in writing and may be sent by prepaid post or fax, and if sent by prepaid post, acceptance shall be deemed to have been made on the date of mailing of such notification.

DATE

AUTHORIZED SIGNATURE

3.2 REFERENCES:

The Bidder shall furnish particulars of at least three contracts successfully completed or currently being carried to completion. The projects quoted should preferably be approximate in nature to the Works now proposed for and be of comparable or greater size.

Contact Name & Phone #	Date	Contract Value
_____ from _____	to _____	_____
_____ from _____	to _____	_____
_____ from _____	to _____	_____
_____ from _____	to _____	_____

3.3 SUB CONTRACTORS:

The Bidder shall enter the name and address of each Sub-Contractor used in making up this Tender. Only one Sub-Contractor shall be named for each part of the work to be sublet.

Subcontractor/Suppliers/Manufacturers	Service/Material

3.4 **CONTRACT PERSONNEL:**

The tender shall include below, the names qualifications and previous experience of those people who will be directly involved with the contract. The names shall, for example, include foreman, superintendent, and project engineer and/or project manager, labourers and trade staff.

Name	Position	Qualification/Experience

HRCE is directly responsible for the safety of its students and staff. Should service providers be required to work in or on school property while children are present, it is a MANDATORY HRCE REQUIREMENT that service providers assign the work to employees and/or sub-contractors who DO NOT have a CRIMINAL RECORD and who ARE NOT LISTED ON THE CHILD ABUSE REGISTRY. Failure to comply with this requirement may result in immediate contract termination.

By checking the "Agreed" box you are confirming that you understand and will abide by this mandatory HRCE requirement. ***Agreed***

3.5 **SCHEDULE OF PRICES**

Bidders are to complete the electronic version of Appendix E which details the unit pricing for each school and divides them into four (4) regions as described below. The total for each region in Appendix E **must** match the lump fixed pricing indicated annually per region that the bidder will indicate in Section 3.7 – Lump Fixed Price. (Bidders to request electronic copy of Appendix E from Don Walpola, Buyer, at dwalpola@hrsb.ca)

**** Bidders may bid on all 4 regions or only select regions, however bidders must bid on all locations within a particular region.**

- Region 1 – Halifax Peninsula
- Region 2 – Former Halifax County (Sackville, Tantallon, East St. Margaret’s Bay, Light House route
- Region 3 – Dartmouth area
- Region 4 – Dartmouth, Fall River, Beaver Bank, Musquodoboit, Eastern Shore, Sheet Harbour

The Halifax Regional Centre for Education reserves the right to award the four regions to one or multiple service providers in the best interests of the HRCE.

3.6 TIME AND MATERIAL PRICES:

Provide unit prices for time and materials for items outside of the base scope of work of annual testing/inspections. These prices shall not be included within the lump fixed prices and will be added only and at the sole discretion of the HRCE.

Item No.	Description	Unit of Measurement	Estimated Quantity	Unit Price
1.	<u>Service call regular working hours</u>	<u>minimum per call</u>	<u>n/a</u>	<u>\$</u>
2.	<u>Service call outside regular work hours</u>	<u>minimum per call</u>	<u>n/a</u>	<u>\$</u>
3.	<u>Technician in addition to above (1)</u> <u>(regular working hours)</u>	<u>per hour</u>	<u> </u>	<u>\$</u>
4.	<u>Technician in addition to above (2)</u> <u>(outside of regular working hours)</u>	<u>per hour</u>	<u> </u>	<u>\$</u>
5.	<u>Mileage charges</u>	<u>per km</u>	<u> </u>	<u>\$</u>
6.	<u>Supply and replace alarm panel bulbs</u>	<u>per visit</u>	<u> </u>	<u>\$</u>
7.	<u>Supply and replace emergency light bulbs</u>	<u>per device</u>	<u> </u>	<u>\$</u>
8.	<u>Supply and replace smoke detector</u>	<u>per device</u>	<u> </u>	<u>\$</u>
9.	<u>Supply and replace heat detector</u>	<u>per device</u>	<u> </u>	<u>\$</u>
10.	<u>Supply and replace manual pull station</u>	<u>per device</u>	<u> </u>	<u>\$</u>
11.	<u>Supply and replace 6 inch bell</u>	<u>per device</u>	<u> </u>	<u>\$</u>
12.	<u>Supply and replace 10 inch bell</u>	<u>per device</u>	<u> </u>	<u>\$</u>
13.	<u>Supply and replace strobe</u>	<u>per device</u>	<u> </u>	<u>\$</u>
14.	<u>Supply and replace horn</u>	<u>per device</u>	<u> </u>	<u>\$</u>
15.	<u>Supply and replace horn/strobe</u>	<u>per device</u>	<u> </u>	<u>\$</u>
16.	<u>Supply and install fire alarm battery pack</u>	<u>per device</u>	<u> </u>	<u>\$</u>
17.	<u>Supply and replace emerg. light battery pack</u>	<u>per device</u>	<u> </u>	<u>\$</u>
18.	<u> </u>	<u> </u>	<u> </u>	<u>\$</u>
20.	<u> </u>	<u> </u>	<u> </u>	<u>\$</u>

3.7 **LUMP FIXED PRICE**

The lump fixed prices submitted shall be all-inclusive and shall include for all the general and special requirements to meet the specifications of the work. **Do not include HST in your pricing.**

Fire Alarm & Emergency Lighting Inspections:

Region 1 (Total for all sites on Appendix E)

Year 1 – Aug 1, 2018 - Mar 31, 2019	\$ _____
Year 2 – Apr 1, 2019 - Mar 31, 2020	\$ _____
Year 3 – Apr 1, 2020 - Mar 31, 2021	\$ _____
Optional Yr. 4 – Apr 1, 2021 - Mar 31, 2022	\$ _____
Optional Yr. 4 – Apr 1, 2022 - Mar 31, 2023	\$ _____

Region 2 (Total for all sites on Appendix E)

Year 1 – Aug 1, 2018 - Mar 31, 2019	\$ _____
Year 2 – Apr 1, 2019 - Mar 31, 2020	\$ _____
Year 3 – Apr 1, 2020 - Mar 31, 2021	\$ _____
Optional Yr. 4 – Apr 1, 2021 - Mar 31, 2022	\$ _____
Optional Yr. 4 – Apr 1, 2022 - Mar 31, 2023	\$ _____

Region 3 (Total for all sites on Appendix E)

Year 1 – Aug 1, 2018 - Mar 31, 2019	\$ _____
Year 2 – Apr 1, 2019 - Mar 31, 2020	\$ _____
Year 3 – Apr 1, 2020 - Mar 31, 2021	\$ _____
Optional Yr. 4 – Apr 1, 2021 - Mar 31, 2022	\$ _____
Optional Yr. 4 – Apr 1, 2022 - Mar 31, 2023	\$ _____

Region 4 (Total for all sites on Appendix E)

Year 1 – Aug 1, 2018 - Mar 31, 2019	\$ _____
Year 2 – Apr 1, 2019 - Mar 31, 2020	\$ _____
Year 3 – Apr 1, 2020 - Mar 31, 2021	\$ _____
Optional Yr. 4 – Apr 1, 2021 - Mar 31, 2022	\$ _____
Optional Yr. 4 – Apr 1, 2022 - Mar 31, 2023	\$ _____

The HRCE reserves the right to award the four regions to one or multiple service providers

BIDDERS HST REGISTRATION NO. _____

3.8 **SIGNATURE:**

SIGNED

CONTRACTOR

in the presence of:

Company name

Signature of Signing Officer

Witness

Name and Title (printed)

Date

APPENDIX "A"

SAMPLE FORM OF CONTRACT

NOTE: THIS DRAFT FORM OF CONTRACT IS A VERSION THAT SHALL BE ISSUED TO OR EXECUTED BY THE SUCCESSFUL PROPONENT PURSUANT TO THE TERMS OF THIS TENDER. IT IS NOT TO BE EXECUTED AND RETURNED BY THE BIDDER AS PART OF ITS PROPOSAL.

AGREEMENT FOR SUPPLY OF SERVICES

THIS AGREEMENT made the *XX day of MONTH A.D. 2018*.

BETWEEN:

THE HALIFAX REGIONAL CENTRE FOR EDUCATION

(the "HRCE")

OF THE FIRST PART

- and -

SERVICE PROVIDER'S NAME

(the "Service Provider")

OF THE SECOND PART

RECITALS

WHEREAS the HRCE has analyzed its needs and requirements for ***FIRE ALARM/EMERGENCY LIGHTING INSPECTIONS***;

AND WHEREAS based on the HRCE's analysis, the HRCE prepared a detailed TENDER setting out their needs and requirements (the "TENDER or Tender"), a copy of which is incorporated and forms part of this agreement and is identified as Schedule "A" hereto.

AND WHEREAS the HRCE submitted the TENDER to a number of companies capable of providing ***FIRE ALARM/EMERGENCY LIGHTING INSPECTIONS***;

AND WHEREAS **SERVICE PROVIDER'S NAME** provided a detailed response to TENDER #3959 (the "Response"), a copy of which is incorporated and forms part of this agreement and is identified as Schedule "B" hereto.

AND WHEREAS **SERVICE PROVIDER'S NAME** in the Response made certain representations with respect to its capabilities.

NOW THEREFORE, in consideration of the mutual covenants contained in this Agreement, and such further valuable consideration, the sufficiency of which is acknowledged between the parties, the parties agree as follows:

SCOPE OF WORK

- 1.0 The services to be performed by the Service Provider for the HRCE are outlined in the Scope of Work, of TENDER #3959, a copy of which is attached to this Agreement as Schedule A.
- 1.1 The services outlined in Schedule A may be adjusted from time to time by mutual agreement between the HRCE and the Service Provider.

TERM

- 2.0 This Agreement shall be in effect from and including the **1ST day of AUGUST, 2018 and shall continue for 32 months until 31st of MAR 2021, with two (2) one (1) year options for renewal at the discretion of the HRCE**, unless terminated or renewed in accordance with the terms of this Agreement.

SATISFACTORY PERFORMANCE

- 3.0 The Service Provider agrees to satisfactorily perform the services described in this Agreement and to provide such electronic reports on the services performed as may be required by the HRCE from time to time in a competent and a professional manner to the satisfaction of the HRCE, with it being understood that such satisfactory performance shall be evaluated in the sole discretion and judgement of the HRCE.

PAYMENT PROCEDURE

- 4.0 Invoices shall be submitted by the Service Provider to: **Aaron Sullivan, Manager of Accounting & Purchasing, Halifax Regional Centre for Education, 33 Spectacle Lake Drive, DARTMOUTH NS B3B 1X7**
- 4.1 Upon determining that the work evidences completion by the Service Provider of the portion of the Agreement to which the invoice relates, the HRCE shall cause the invoice to be paid.

WITHHOLDING PAYMENT

4.0 The HRCE shall be entitled to withhold payment to the Service Provider:

- (a) Where there is unsatisfactory performance of the services to be performed by the Service Provider as described under articles 1.0, 3.0 and 5.1 of this Agreement;
- (b) For any portion of the invoice which the HRCE disputes;
- (c) To the extent necessary to protect the HRCE in respect of any liability for amounts required to be paid by the Service Provider pursuant to articles 8.0, 8.1, 9.0, 9.1, 9.2, 10.0, 10.1, 10.2 and 10.3 if there is a reasonable probability that such amounts or claims may be assessed or made against the HRCE; and
- (d) As provided in article 11.1.

5.1 In the event of there being unsatisfactory performance by the Service Provider, then the HRCE shall notify the Service Provider of the circumstances surrounding the unsatisfactory performance of the services rendered and the Service Provider shall correct, complete and remedy all such deficiencies relating to the unsatisfactory performance of the services to be rendered within ten (10) days written notice having been given to the Service Provider by the HRCE of such deficiencies.

EXPENSES

6.0 All expenses of every nature and kind incurred in the performance of the services outlined in this Agreement shall be borne directly and solely by the Service Provider inclusive of all costs incurred by the Service Provider in hiring other employees to perform the services under this Agreement.

INDEPENDENT SERVICE PROVIDER

- 7.0 The HRCE and the Service Provider agree that the Service Provider is an independent Service Provider and not an employee of the HRCE, nor is the Service Provider a partner with the HRCE.
- 7.1 The HRCE and the Service Provider agree that any personnel supplied by the Service Provider to the HRCE shall be considered employees of the Service Provider and not employees of the HRCE.

WORKERS' COMPENSATION AND OTHER CONTRIBUTIONS

- 8.0 The Service Provider shall pay or cause to be paid any assessment or contribution required to be paid by the Service Provider in conjunction with the performance of the services to be rendered under this Agreement pursuant to the *Workers' Compensation Act* (Nova Scotia) and shall indemnify the HRCE for any amounts assessed against and paid by the HRCE as a result of the failure by the Service Provider to comply with the provisions of this article or the *Workers' Compensation Act*.
- 8.1 The Service Provider shall be responsible to deduct from the payments received from the HRCE, the amount, if any, of the Service Provider's required contributions to the Canada Pension Plan, Canadian Revenue Agency and the Employment Insurance Commission.

TAXES

- 9.0 The Service Provider shall pay and be responsible for all forms of municipal, provincial and federal income tax as may be applicable in the performance of the services to be rendered under this Agreement and for all other taxes of a similar or dissimilar nature.
- 9.1 The HRCE shall have an obligation to pay the goods and services tax on invoices submitted pursuant to article 4.0 unless the Service Provider provides identification of its goods and services tax registration number on the respective invoice and identifies the total amount of goods and services tax on the invoice.
- 9.2 In the event that the Service Provider does not invoice the HRCE for the goods and services tax, the Service Provider shall indicate on the invoice the basis upon which the Service Provider is exempt from the obligation to collect and remit the goods and services tax.

INSURANCE

- 10.0 The Service Provider agrees to obtain and maintain, for the duration of this Agreement, comprehensive general liability insurance in an amount not less than \$5,000,000.00, including but not limited to, products liability and completed operations, owners and contractors liability, endorsement, independent contractor, cross liability, employers contingent liability, personal & advertising injury liability, contractual liability, owner's and contractor's protective liability, broad form property liability for a **limit of no less than \$5,000,000 per occurrence**

- 10.1 The Service Provider agrees to obtain and maintain, for the duration of this Agreement, Professional Liability Insurance (Errors and Omissions) insurance in an amount not less than \$2,000,000.00 **(FOR CONSULTANTS ONLY)**
- 10.2 Where applicable, Automobile public liability and property damage insurance in an amount not less than Two Million Dollars (\$2,000,000) all inclusive covering the ownership, use and operation of any motor vehicles and trailers which are owned, leased or controlled by the Proponent and used in connection with this Contract.
- 10.3 Such insurance shall include blanket contractual liability.
- 10.4 Evidence of such insurance in a form acceptable to the HRCE shall be provided to the HRCE prior to the date of the commencement of this Agreement.
- 10.5 In the event of default on the part of the Service Provider to provide the above mentioned insurance prior to the commencement of the term of this Agreement, then the Service Provider shall be liable to the HRCE, and shall indemnify and save harmless the HRCE for any costs that may be incurred as identified under article 11.

INDEMNIFICATION

- 11.0 The HRCE shall indemnify and save harmless the Service Provider, its employees and agents from any and all claims, demands, actions and costs whatsoever that may arise, directly or indirectly and whether by statute or otherwise, out of any act or omission of the HRCE, its employees and agencies in the performance by the HRCE of this Agreement.
- 11.1 The Service Provider shall indemnify and save harmless the HRCE, its employees and agents from any and all claims, demands, actions and costs whatsoever that may arise, directly or indirectly and whether by statute or otherwise, out of any act or omission of the Service Provider, his employees and agencies in the performance by the Service Provider of this Agreement.
- 11.2 The above indemnification shall survive the termination of this Agreement.
- 11.3 If any third party proceedings are commenced in any court against either the HRCE or the Service Provider in respect of any matter covered by the terms of this Agreement, then such party against whom the proceedings are commenced shall immediately provide notice in writing to the other party of such proceedings.

TERMINATION

- 12.0 This agreement may be terminated by the HRCE at any time during the term, in whole or in part, in HRCE's sole discretion without cause or liability to Service Provider, by HRCE providing to Service Provider at least ninety (90) days prior written notice of such termination. Such notice shall specify both the scope and the effective date of such termination.

- 12.1 In the event that the Service Provider is incapacitated or there is some other cause which may prevent the Service Provider from performing the services prescribed or referred to in this Agreement, the determination of which shall be in the sole discretion of the HRCE, then the HRCE may terminate this Agreement immediately by way of providing written notice to the Service Provider in which case, the HRCE shall be under no obligation to the Service Provider except to pay such compensation as the Service Provider may be entitled to receive up to the time of such termination.
- 12.2 In the event of the lack of satisfactory performance by the Service Provider of the services prescribed or referred to in this Agreement, the determination of which shall be in the sole discretion of the HRCE and which shall be subject to the terms set forth under articles 5.0 and 5.1 of this Agreement, then the HRCE may terminate this Agreement immediately upon providing written notice to the Service Provider where there has not been a satisfactory correction, completion, or remedy of the deficiency within the ten (10) days set forth under article 5.1, with the HRCE being under no further obligation to the Service Provider except to pay such compensation as the Service Provider may be entitled to receive up to the time of such termination.
- 12.3 In the event that the services provided by the Service Provider under this Agreement cannot be performed due to a labour dispute, strike, or lockout which affects directly or indirectly the HRCE's operations, the Director of the department affected by this agreement shall give to the Service Provider at least 24 hours written notice by facsimile, sent to the facsimile number given by the Service Provider in this Agreement, of the HRCE's intent to suspend services under this Agreement and the effective date of suspension of services. Such written notice shall be deemed sufficient.
- 12.4 After the suspension of services, in the event that the HRCE wishes to resume the performance of services under this Agreement in the future during the term of this Agreement, the HRCE will give the Service Provider written notice of resumption of

services, the effective date to be no sooner than five (5) working days from the date of the notice of resumption of services, or such shorter period upon which the parties then may agree, for a term equivalent to the number of days remaining in the term of this Agreement together with the number of days of the suspension of services, or such shorter period as the parties may then agree. In the event that the Service Provider cannot resume services in accordance with the notice of resumption of services, this contract will be terminated forthwith.

12.5 Notwithstanding the next preceding Article, the HRCE shall not be bound by anything contained herein until the Agreement is executed by all of the parties.

Dispute Resolution

Arbitration:

13.0 By written notice by one party to the other (a "Notice of Arbitration"), all disputes arising out of this Agreement, including its interpretation, must be submitted to binding arbitration in accordance with the provisions of the Commercial Arbitration Act (Nova Scotia), subject to the following:

(a) The arbitration panel will consist of one arbitrator. If the parties fail to reach agreement on the selection of the arbitrator within 10 days following delivery of the Notice of Arbitration, any party may apply to The Supreme Court of Nova Scotia to appoint the arbitrator. The arbitrator will be qualified by education, training and industry experience to rule upon the particular dispute to be resolved.

(b) The arbitrator will be instructed that time is of the essence in the arbitration proceeding and, in any event, the arbitration award must be made within 90 days of the submission of the dispute to arbitration and within 15 days of the conclusion of any hearing, or if there is no hearing, within 15 days of the delivery of written submissions.

(c) The arbitration will take place in Halifax, Nova Scotia or such place as the parties may agree

and will be conducted in the English language.

- (d) The arbitration award will be given in writing and will be final and binding on the parties. The award will give reasons and will deal with the question of costs of the arbitration and all related matters.
- (e) The parties will keep all matters relating to the arbitration strictly confidential. The existence of the proceeding and any element of it (including any pleadings, briefs or other documents submitted or exchanged, any testimony or other oral submission in any award) will not be disclosed except to the arbitrator, the parties, their counsel and any person necessary to the conduct of the proceeding, except as may be required by law or as may be lawfully required in judicial proceedings relating to the arbitration.

CONFIDENTIALITY AND OWNERSHIP OF PROPERTY

- 14.0 All pertinent resources, information, material and papers prepared or provided by the Service Provider for the HRCE in the performance of this Agreement, shall be the sole property of the HRCE.
- 14.1 As part of the consideration required of the Service Provider under this Agreement, the Service Provider agrees not to, at any time either during the term of this Agreement or any time after the termination of this Agreement, divulge to any person, firm or corporation any information received during the course of providing services and further agrees that all such information shall be kept strictly confidential and shall not in any manner be revealed to any person without the prior written authorization of the HRCE.

COMPLIANCE WITH LAWS AND POLICIES

- 13.0 In performing the services under the terms of this Agreement, the Service Provider and its employees shall comply with all of the HRCE's policies and regulations, and as well, applicable laws, ordinances, codes and regulations of all other jurisdictions having or asserting jurisdiction over the services to be performed under the terms of this Agreement.
- 14.1 If unfamiliar with HRCE policies and regulations, the Service Provider shall request, review and abide by all pertinent HRCE policies and regulations, including but not limited to, the Code of Conduct expected of employees of the HRCE.

NON-ASSIGNABILITY

- 16.0 The Service Provider agrees not to assign, transfer, or convey, pledge or encumber this Agreement or the right, title or interest in it, or the power to execute this Agreement, or any monies due or to become due under it, without the consent in writing of the HRCE.

INCONSISTENCY

- 17.0 In the event that any term of this Agreement is inconsistent with or in violation of any provision of any law of the Province of Nova Scotia or the Dominion of Canada, then this Agreement is deemed to be amended to the extent required to avoid such inconsistency or illegality and, if any term of this Agreement is annulled, the remainder of this Agreement shall remain in full force and effect.

NOTICE

18.0 All notices, requests, demands or other communications required or permitted to be given by one party to another shall be given in writing and be personally served or delivered by prepaid registered mail addressed to such other party or delivered to such other party as follows:

To the HRCE at:

***Aaron Sullivan, Manager of Accounting & Purchasing
Halifax Regional Centre for Education
33 Spectacle Lake Drive
DARTMOUTH NS B3B 1X7***

To the Service Provider at:

18.1.1 Any notice, request, demand or other communication given by prepaid registered mail shall be deemed to have been received on the fourth business day following the date on which the notice was mailed.

18.1.2 In the event of a disruption or threatened disruption of regular mail services by strike or threatened strike, all notices shall be deemed to have been duly given if personally delivered at the above addresses.

SUCCESSORS

19.0 This Agreement shall enure to the benefit of and be binding upon, the parties to this Agreement, and their respective heirs, executors, successors and assigns.

IN WITNESS WHEREOF the parties have executed this agreement as of the day and year first above written.

SERVICE PROVIDER'S NAME	

Signing Authority Name	Date _____

Witness	

HALIFAX REGIONAL CENTRE FOR EDUCATION	

Aaron Sullivan, Manager of Accounting & Purchasing	Date _____

Witness	

CONTRACT SCHEDULE A

HRCE TENDER/RFP DOCUMENT

**(PROVIDED TO ALL BIDDERS AND ON FILE BY TENDER NUMBER AT HRCE PURCHASING
DIVISION)**

CONTRACT SCHEDULE B

CONTRACTOR'S BID RESPONSE TO TENDER

(ON FILE BY TENDER NUMBER AT HRCE PURCHASING DIVISION)

END OF SAMPLE CONTRACT

HALIFAX REGIONAL CENTRE FOR EDUCATION

Project Safety Plan Outline

During the planning of each project, environmental and occupational health and safety issues will be assessed like any other key project component.

Prior to beginning a new project, tendering contractors shall examine the work area to identify potentially hazardous site specific situations.

Once identified, these hazards should be prioritized on this Hazard Assessments/Project Safety Plan Outline and corrective *actions* noted to eliminate or control each hazard. The dates of when and names of the persons who are responsible for completing the *action* should also be assigned.

Copies of the completed Safety Plan Outline shall be submitted as part of the tender document submittal, sent to the HRCE Operations Services Regional Manager, made available on the job site and communicated to the workers.

Project Name: _____

Project Location: _____

Project Start date: _____

Project End date: _____

Company Name: _____

Completed by: _____

(Contractor's project manager)

Date: _____

Copy to: _____

PLANNING:

Does the Contractor's Occupational Health and Safety Program deal with the work activities associated with this project? Yes No

Describe tasks to be undertaken: _____

HAZARDS ASSESSMENT:

Identify the hazards that could present themselves on this project (e.g. live electrical wires, over water, confined space, etc) and describe what steps will be taken to prevent an incident (e.g. cover up, de-energize, safe work practices, netting, etc). Prioritize from #1 as needing immediate action.

#	Hazard	Required Action	Completed by	Date
1				
2				
3				
4				
5				
6				
7				
8				
9				
10				

ENVIRONMENTAL ASSESSMENT:

Identify the environmental issues that could present themselves on this project (e.g. oil spills, asbestos, etc.) and describe the action that will be taken to eliminate or reduce the risk of occurrence (e.g. mop kits, air sampling, etc.)

#	Hazard	Required Action	Completed by	Date
1				
2				
3				
4				
5				

EMERGENCY RESPONSE:

In the event of an incident, pre-plan the response and write up the procedures. Minimally, the following list should be completed and posted on site:

Contact	Phone #	Contact	Phone #
Fire	911	Poison Control	428-8161
Ambulance	911	Dangerous Goods	1-800-565-1633
Doctor	911	Waste Disposal	
Police	911	Insurance	
HRSB Office	493-5110	Min/Dept of Labour	1-800-952-2687
Min./Dept.of Transport.		Min/Dept of Environment	1-800-565-1633

- Identify and arrange source of first aid, ambulance and rescue.
- Accidents will be reported to: _____
- Accidents will be investigated by: _____
- Back-up call to: _____
- HRCE # emergency/after hours: day 493-5110 after 4:00 pm 442-2476

SAFETY MEETINGS:

On this project, given the nature of the work and the anticipated size of the work force, the following frequency will apply:

Site meetings _____

Site Audits _____

Follow up with HRSB Manager: _____

SITE IMPLEMENTATION:

- Health and Safety Rep & Safety Committee:
Establish liaison between HRSB, contractor, site administration
First Aid, PPE, other safety items as required.

- Documentation:
Applicable MSDS
Safety program
Applicable work procedures
Permits
First Aid Certification

TRAINING:

The following training/testing will be mandatory on site:

1) _____

2) _____

3) _____

TENTATIVE SCHEDULE OF WORK:

- 1) Date Project Will Commence: _____
- 2) Number of Weeks to Complete Project: _____ weeks

NOTE:

Within one week of tender award the successful bidder shall provide a schedule clearly indicating timelines for completion of all aspects of the project.

APPENDIX C

CONTRACTOR'S CHECKLIST

Enclose the following documents with your bid:

- Certificate of Insurance*** indicating a minimum of \$5,000,000 **Commercial General Liability Insurance** per occurrence and **Commercial Auto Liability Insurance** covering all owned, non-owned and hired vehicles for a minimum combined single limit of \$2,000,000 per occurrence. ***Please ensure the certificate of insurance also includes all required coverages as specified in this tender.***
- Tentative Work Schedule (Timelines)*** – Subsequently, within five (5) business days of tender award the successful bidder shall provide a schedule clearly indicating timelines for completion of all aspects of the project.
- Bid Security*** in the form of a certified cheque or bid bond in the amount of 10% of the 1st Year Contract Price (excluding HST)
- Completed Appendix E – Inclusive of an Electronic Copy submission***
- Workers' Compensation Board Letter*** of Good Standing
- Certificate of Recognition from one of the seven safety audit companies that jointly sign with the WCB:***
 - East Coast Mobile Medical Inc.
 - HSE Integrated
 - Nova Scotia Construction Safety Association
 - Nova Scotia Trucking Safety Association
 - Occupational Health & Educational Services (2002) Inc.
 - Safety Services Nova Scotia
 - Stantec Inc.

This list can be found on WCB's website: www.wcb.ns.ca.
- Completed HRSB Safety Plan***
- Applicable Warranty Information***
- All other requirements captured in this tender***

Tender #3959 – Fire Alarm and Emergency
Lighting Inspections

Appendix D – Fire Alarm and Emergency
Lighting System Information

Region 1

	LOCATION: Burton Ettinger	Device	Device address or circuit number
--	----------------------------------	---------------	---

FIRE ALARM PANEL: Edwards 6500

MANUAL PULL STATIONS

1	BY ROOM 228	M	ZONE 1
2	BY ROOM 229	M	ZONE 1
3	BY ROOM 234	M	ZONE 1
4	EXIT BY FIRE ALARM PANEL	M	ZONE 1
5	BY ROOM 111	M	ZONE 2
6	BY ROOM 110	M	ZONE 2
7	BY ROOM 115	M	ZONE 2
8	BY ROOM 218	M	ZONE 5
9	LIBRARY HALL	M	ZONE 5
10	BY ROOM 221	M	ZONE 5
11	BY ROOM 103	M	ZONE 7
12	BY ROOM 106	M	ZONE 7
13	BY LIBRARY	M	ZONE 8
14	MAIN ENTRANCE	M	ZONE 8
15	GYM	M	ZONE 8
16	102 MECHANICAL ROOM	M	ZONE 8

SMOKE DETECTORS

1	ELEVATOR SHAFT	SI	ZONE 3
2	STAIRWELL BY ROOM 218	SI	ZONE 9
3	STAIRWELL BY ROOM 230	SI	ZONE 10
4	STAIRWELL BY ELEVATOR	SI	ZONE 11
5	STAIRWELL BY ROOM 221	SI	ZONE 14
6	STAIRWELL BY FIRE ALARM PANEL	SI	ZONE 15
DUCT SMOKE DETECTORS			
1	ABOVE GYM STORAGE ROOM	DS	ZONE 13
HEAT DETECTORS			
1	ELECTRICAL ROOM	RHT	ZONE 8
2	BOILER ROOM	HT	ZONE 8
3	JANITORS ROOM	RHT	ZONE 8
SPRINKLER DEVICES			
1	SRINKLER FLOW ALARM	FSP	ZONE 4
4	MAIN CONTROL VALVE	SV	ZONE 6
NOTIFYING DEVICES			
1	1ST FLOOR BY CENTRE STAIRS	H/S	SIG 1
2	BY ROOM 115	H/S	SIG 1
3	BY ROOM 234	H/S	SIG 1
4	BY ROOM 106	H/S	SIG 1
5	2ND FLOOR BY BOYS WASHROOM	H/S	SIG 1
6	BY BOILER ROOM	H/S	SIG 2
7	LIBRARY HALL	H/S	SIG 2
8	BY ROOM 221	H/S	SIG 2
9	BY ROOM 103	H/S	SIG 2
10	BY ROOM 218	H/S	SIG 2
11	GYM	H/S	SIG 2
12	STROBE BY FIRE ALARM PANEL	V	
END OF LINE RESISTORS			
1	BY ROOM 228	EOL	ZONE 1

2	BY ROOM 110	EOL	ZONE 2
3	ELEVATOR SHAFT	EOL	ZONE 3
4	SRINKLER ROOM 109	EOL	ZONE 4
5	LIBRARY HALL	EOL	ZONE 5
6	SRINKLER ROOM IN TEACHERS ROOM	EOL	ZONE 6
7	BY ROOM 103	EOL	ZONE 7
8	BOILER ROOM	EOL	ZONE 8
9	BY ROOM 218	EOL	ZONE 9
10	BY ROOM 231	EOL	ZONE 10
11	2ND FLOOR BY ELEVATOR	EOL	ZONE 11
12	ABOVE GYM STORAGE ROOM	EOL	ZONE 13
13	BY ROOM 221	EOL	ZONE 14
14	STAIRWELL BY FIRE ALARM PANEL	EOL	ZONE 15

RELAYS

AHU SHUTDOWN		
DOOR RELEASE		

EMERGENCY LIGHTING

Location	# of Heads	Model
STAIRS BY ROOM 221 1ST FLOOR		JML 36 EMERGI- LITE
BY LIBRARY ENTRANCE		RG36A LUMACELL
BY ROOM 110		JML 36 EMERGI- LITE
BY ROOM 112		JML 36 EMERGI- LITE
BY ROOM 108		06JML 36 EMERGI- LITE
STAIRS BY ROOM 218		JML 36 EMERGI-

		LITE
1ST FLOOR BY ELEVATOR		RG36A LUMACELL
EXIT BY ROOM 228		JML 36 EMERGI-LITE
STAIRS BY ROOM 229		JML 36 EMERGI-LITE
BY ROOM 233		RG36MT9W EMERGI-LITE
BY OFFICE		RG36A EMERGI-LITE
GYM EXIT		UNIT
GYM ENTRY		CS38
BY ROOM 218		RG36A LUMACELL
BY ROOM 229 2ND FLOOR		JML 36 EMERGI-LITE
GYM STAGE		UNIT
2ND FLOOR BY ELEVATOR		RG36A EMERGI-LITE
BY ROOM 114		JML36 EMERGI-LITE
EXIT BY FIRE ALARM PANEL		JML36 EMERGI-LITE
GIRLS CHANGE ROOM		UNIT
BOYS CHANGE ROOM		UNIT
IN SPRINKLER ROOM		UNIT
MAIN ELECTRICAL ROOM		UNIT
BY 221		EXIT COMBO
MECH RM 102		UNIT/COMBO
BY 224		UNIT
BOYS WSHRM BY STAFF RM		UNIT
GIRLS WSHRM BY STAFF RM		UNIT
MECH ROOM 102 BACK		UNIT
GYM RAMP		UNIT

	LOCATION: Central Spryfield	Device	Device address or circuit number
	FIRE ALARM PANEL: Edwards EST 3X		
1	Devices		

WEST STAIRWELL	EOL	1
WEST ENTRANCE	EOL	2
FLOW ALARM WET	FSP	5
FLOW ALARM DRY	FSP	6
SPRINKLER ROOM	EOL	3
BY ROOM 126 (GYM ENTRANCE)	M	3
GYM	M	3
GYM	M	3
BY MAIN OFFICE 105	M	3
BY ROOM 126 (GYM ENTRANCE)	EOL	5
BY ROOM 209	EOL	6
AIR HANDLING ROOM 202	DS	9
JANITOR ROOM 212	EOL	7
SPRINKLER LOW PRESSURE	PS	11
BY MAIN OFFICE	B	
BY ROOM 100A	B	
GYM	B	
GYM	B	
GIRLS LOCKER ROOM	B	
BOYS LOCKER ROOM	B	
BY ROOM 113	B	
BY ROOM 200	B	
BY ROOM 205	B	
BY ROOM 209	B	

2ND FLOOR BOYS WASHROOM	B	
2ND FLOOR GIRLS WASHROOM	B	
BY ROOM 209	EOL	
AHU SHUTDOWN	R	
DOOR RELEASE	R	
BOILER ROOM	B	8
BOILER ROOM	M	1
BY ROOM 218	M	4
BY ROOM 200D	M	2
STAIRWELL BY 100C	M	1
EXIT BY FURNACE RM	M	1
TOP STAIR #3	S	7
TOP STAIR #4	S	8
BY MAIN ELEC. RM	S	1
IN MAIN ELEC. RM	S	1
IN RM 100D	S	1
JANITOR RM BY 100B	HT	
IN RM 103	M	3
TOP OF STAIR 2	S	10

EMERGENCY LIGHTS

Unit #	Location	# of Heads	Model
	BOILER ROOM		REMOTE
	EAST STAIRWELL	2	REMOTE
	BY ROOM 200A	2	REMOTE
	BY ROOM 200E	2	REMOTE
	STAIRWELL BY 200A	2	REMOTE
	JANITOR ROOM 212 BATTERY PACK		UNIT/REMOTE
	ROOM 212		REMOTE
	BY ROOM 215		REMOTE
	NORTH STAIRWELL		REMOTE

	BY ROOM 218		
	BOYS WASHROOM 214		UNIT/REMOTE
	GIRLS WASHROOM 215		UNIT/REMOTE
	BY ART ROOM 113		REMOTE
	MECH ROOM 202 BATTERY PACK		REMOTE
	CARETAKERS OFFICE BY BOILER ROOM		REMOTE
	FURNACE ROOM		REMOTE
	BY ROOM 202		REMOTE
	IN ROOM 202		REMOTE
	ACROSS FROM LIBRARY		REMOTE
	GYM STORAGE BATTERY PACK		
	GYM		REMOTE
	GYM		REMOTE
	GYM		REMOTE
	GYM		REMOTE
	OUTSIDE GYM ENTRANCE		REMOTE
	GYM LEFT		COMBO
	GYM RIGHT		COMBO
	GYM ENTRANCE		COMBO
	STAIRWELL BY 200D		
	BOYS LOCKER ROOM		UNIT
	GIRLS LOCKER ROOM		UNIT
	SPRINKLER ROOM		UNIT/REMOTE
	MAIN ELEC. ROOM		EXIT COMBO
	ROOM 103		EXIT COMBO

EMERGENCY LIGHTS

Unit	Location	# of	Model	IC
------	----------	------	-------	----

#		Heads	
	BOILER ROOM		REMOTE
	EAST STAIRWELL	2	REMOTE
	BY ROOM 200A	2	REMOTE
	BY ROOM 200E	2	REMOTE
	STAIRWELL BY 200A	2	REMOTE
	JANITOR ROOM 212 BATTERY PACK		UNIT/REMOTE
	ROOM 212		REMOTE
	BY ROOM 215		REMOTE
	NORTH STAIRWELL BY ROOM 218		REMOTE
	BOYS WASHROOM 214		UNIT/REMOTE
	GIRLS WASHROOM 215		UNIT/REMOTE
	BY ART ROOM 113		REMOTE
	MECH ROOM 202 BATTERY PACK		REMOTE
	CARETAKERS OFFICE BY BOILER ROOM		REMOTE
	FURNACE ROOM		REMOTE
	BY ROOM 202		REMOTE
	IN ROOM 202		REMOTE
	ACROSS FROM LIBRARY		REMOTE
	GYM STORAGE BATTERY PACK		
	GYM		REMOTE
	GYM		REMOTE
	GYM		REMOTE
	GYM		REMOTE
	OUTSIDE GYM ENTRANCE		REMOTE
	GYM LEFT		COMBO
	GYM RIGHT		COMBO

	GYM ENTRANCE		COMBO
	STAIRWELL BY 200D		
	BOYS LOCKER ROOM		UNIT
	GIRLS LOCKER ROOM		UNIT
	SPRINKLER ROOM		UNIT/REMOTE
	MAIN ELEC. ROOM		EXIT COMBO
	ROOM 103		EXIT COMBO

EMERGENCY LIGHTING NOTES AND RECOMMENDATIONS

1	There are only two breakers for emergency lights. One is in the Boiler room and One is in the Mechanical room # 202			
	The rest of the lights are on the Three Battery Packs or stand alone			

LOCATION: Chebucto Heights	Device	Device address or circuit number
FIRE ALARM PANEL: Edwards 6500		

DEVICES

BY ROOM # 213	M	ZONE # 1
BY ROOM # 216	M	ZONE # 1
BY ROOM # 225	M	ZONE # 1
MAIN ENTRANCE	M	ZONE # 2
NORTH ENTRANCE	M	ZONE # 2
SOUTHWEST ENTRANCE	M	ZONE # 2
BY ROOM # 126	M	ZONE # 2
BY STAIRS # 2	M	ZONE # 2
ENTRANCE BY GYM	M	ZONE # 3
GYM	M	ZONE # 3
GYM	M	ZONE # 3
GYM	M	ZONE # 3
COURTYARD EXIT BY DR 163 STORAGE	M	ZONE # 3
BOILER ROOM	M	ZONE # 4
BY ELECTRICAL ROOM	M	ZONE # 4
ELECTRICAL ROOM/SWITCH RM	HT	ZONE # 4

BASEMENT AHU	DS	ZONE # 9
GYM AHU	DS	ZONE#1 0
1ST FLOOR BY STAIR #2	PS	ZONE # 5
2ND FLOOR BY STAIR #2	PS	ZONE # 6
SPRINKLER ROOM	PS	ZONE # 7
SPRINKLER ROOM	PS	ZONE # 8

GYM	B	SIG # 1
BY BOYS LOCKER ROOM	B	SIG # 1
LIBRARY HALL	B	SIG # 1
BY ELECTRICAL ROOM	B	SIG # 1
MAIN ENTRANCE	B	SIG # 1
BY ROOM # 116	B	SIG # 1
BY ROOM # 126	B	SIG # 1
BY ROOM # 136	B	SIG # 1
BY ROOM # 207	B	SIG # 1
BY ROOM # 225	B	SIG # 1
RELAYS		
AHU SHUT DOWN	R	
DOOR RELEASE	R	
ANN.PNL		Main Ent.

Fire Door Number or Location				
BOTTOM STAIR 1				
TOP STAIR 1				
BOTTOM STAIR 2 BY BOYS WASHROOM				
BOTTOM STAIR 2 BY EXIT				
TOP STAIR 2 BY STAIRS				
TOP STAIR 2 BY BOYS WASHROOM				
BOTTOM STAIR 3				
TOP STAIR 3				
EMERGENCY LIGHTING				
EL UNIT Location	Remote <input type="checkbox"/>	Cab.	MOD #	Manuf.
Breaker is in room 113, panel C1, CCT#11				
Storage Room 113		Y	6 JML 36	Emergi-Lite

**Across from Room 105	Y			
**By Room 116	Y			
MAIN ENTRY BY 112		Y		
Plumbing Closet Battery Pak		Y	CDL-36	Dual-Lite
**Gym Hall	Y			
**Gym Hall	Y			
BREAKER IN ROOM 130, PANEL"B", CCT# 6				
GYM WASHROOM ,GIRLS		Y		
GYM WASHROOM ,BOYS		Y		
Storage Room 226		Y	SLB/108	Dual-Lite
**Top Stairs 1	Y			REMOTE
**By Room 225	Y			
BREAKER IN JANITOR CLOSET BETWEEN RMS 152 & 158, CCT #14				
Gym Back Hall		Y	6 ESL 72 P1	Emergi-Lite
**Gym Back Hall	Y			
**Gym Rear Exit Door 160	Y			
Gym Hall Back		Y	ESX6-36-LRU	Luxnet
Gym Hall Back		Y	ESX6-36-LRU	Luxnet
Gym Hall By Entry		combo	ESX6-36-LRU	Luxnet
Gym BACK DOOR LEFT	Y		ESX6-36-LRU	Luxnet
Gym		combo	ESX6-36-LRU	Luxnet
Gym		combo	ESX6-36-LRU	Luxnet
Gym		combo	ESX6-36-LRU	Luxnet
BREAKER IN ROOM 210, PANEL"F", CCT #13				
Storage Room 210		Y	SLB/108	Dual-Lite
**By Room 210	Y			
**By Room 210	Y			
**Top Stairs 3	Y			
BREAKER IN ROOM 210, PANEL"F", CCT #7				
Art Room 216		Y	SLB/108	Dual-Lite
**Hallway By 216	Y			
**Top Stairs 2	Y			
Stairs 2 North Exit		Y	PXE36	Emergi-Lite
BREAKER IN ROOM 226, PANEL"D", CCT #27				
Storage Room 130		Y	SLB/108	Dual-Lite
**Bottom Stairs 1	Y			
**By Room 126	Y			
BREAKER IS IN MECHANICAL ROOM ,PANEL"A", CCT#42				
Electrical Room		Y		LITHONIA
Mechanical room By Electric rm		Y		
BREAKER IS IN MECHANICAL ROOM ,PANEL"A", CCT#7				
Mechanical room by storage		Y		

BREAKER IS IN MECHANICAL ROOM ,PANEL"A", CCT#3				
Sprinkler Room By Entry		Y		
Sprinkler Room By Exit		Y		
BREAKER IS IN ROOM 113, PANEL"C1", CCT#5				
Main Entry		Y		
BREAKER IS IN ROOM 113, PANEL"C", CCT#17				
Main Office		Y		
BREAKER IS IN ROOM 113, PANEL"C1", CCT#13				
AV Room 112 by rm 112		Y		
AV Room entry by main corridor		Y		

EMERGENCY LIGHTING NOTES AND RECOMMENDATIONS

1 BREAKER FOR EMERGENCY LIGHTS NEAR OFFICE

LOCATION: Citadel High
FIRE ALARM PANEL: Edwards QS4
FIRE ALARM DEVICES

Location Description	Device	Model	Address
----------------------	--------	-------	---------

DETECTORS FOR PANEL 1 CARD 1

TOP OF STAIRS #6	SMK	SIGA-PS	1
2ND FLOOR CHORAL ROOM 2075	SMK	SIGA-PS	2
CORRIDOR 2076 ADJ. TEAM ROOM 2077	SMK	SIGA-PS	3
2ND FLOOR ELECTRICAL ROOM 2060	SMK	SIGA-PS	4
2ND FLOOR TEAM ROOM 2077 EAST	SMK	SIGA-PS	5
2ND FLOOR TEAM ROOM 2077 WEST	SMK	SIGA-PS	6
2ND FLOOR CORRIDOR ADJ. TEAM ROOM NORTH	SMK	SIGA-PS	7
TOP OF STAIR #5 LIBRARY	SMK	SIGA-PS	8

MODULES FOR PANEL 1 CARD 1

1ST FLOOR MAIN ENTRANCE	PULL	SIGC-270B	126
1ST FLOOR STAIR #5 EXIT	PULL	SIGC-270B	127
SCHOOL GYM EXIT	PULL	SIGC-270B	128
1ST FLOOR EXIT BY RECYCLING	PULL	SIGC-270B	129
1ST FLOOR NE STAIR #6 EXIT	PULL	SIGC-270B	130
CIVIC GYM EXIT	PULL	SIGC-270B	131
1ST FLOOR NORTH EXIT	PULL	SIGC-270B	132
2ND FLOOR N SPRINKLER GATE VALVE MECHANICAL ROOM 2078	SUPV	SIGA-CT2	133
2ND FLOOR NORTH SPRINKLER FLOW	FLOW	SIGA-CT2	134
1ST FLOOR GYM AREA GATE VALVE MECHANICAL ROOM 2078	SUPV	SIGA-CT2	135
1ST FLOOR GYM AREA SPRINKLER FLOW	FLOW	SIGA-CT2	136
1ST FLOOR N SPRINKLER GATE VALVE MECHANICAL ROOM 2078	SUPV	SIGA-CT2	137
1ST FLOOR NORTH SPRINKLER FLOW	FLOW	SIGA-CT2	138
AHU #2 EXHAUST FAN RELAY MECHANICAL ROOM 2078	RLY	SIGA-CR	139
AHU #2 SUPPLY FAN	RLY	SIGA-CR	140

AHU #2 SUPPLY FAN RELAY MECHANICAL 2078	RLY	SIGA-CR	140
AHU #1 EXHAUST FAN RELAY MECHANICAL ROOM 2078	RLY	SIGA-CR	141
AHU #1 SUPPLY FAN RELAY MECHANICAL ROOM 2078	RLY	SIGA-CR	142

Location Description	Device	Model	Address
2ND FLOOR NE STAIR #6	PULL	SIGC-270B	143
2ND FLOOR M/L RELAY CORRIDOR 2075	RLY	SIGA-CR	144
DOORS STAIR #5 LIBRARY	RLY	SIGA-CR	145
2ND FLOOR LIBRARY STAIR 2067	PULL	SIGC-270B	146
1ST FLOOR LIBRARY STAIR EXIT DOOR HOLDER	RLY	SIGA-CR	147
AUDITORIUM EXIT STAGE	PULL	SIGC-270B	148
1ST FLOOR MAG HOLDER AT 1084	RLY	SIGA-CR	149
2ND FLOOR CORRIDOR LIBRARY STAIR 2068	PULL	SIGC-270B	150

DETECTORS FOR PANEL 1 CARD 2

MECHANICAL SPINE DETECTOR 1 OF 15	SMK	SIGA-PS	1
MECHANICAL SPINE DETECTOR 2 OF 15	SMK	SIGA-PS	2
MECHANICAL SPINE DETECTOR 3 OF 15	SMK	SIGA-PS	3
MECHANICAL SPINE DETECTOR 4 OF 15	SMK	SIGA-PS	4
MECHANICAL SPINE DETECTOR 5 OF 15	SMK	SIGA-PS	5
MECHANICAL SPINE DETECTOR 6 OF 15	SMK	SIGA-PS	6
MECHANICAL SPINE DETECTOR 7 OF 15	SMK	SIGA-PS	7
MECHANICAL SPINE DETECTOR 8 OF 15	SMK	SIGA-PS	8
MECHANICAL SPINE DETECTOR 9 OF 15	SMK	SIGA-PS	9
MECHANICAL SPINE DETECTOR 10 OF 15	SMK	SIGA-PS	10
MECHANICAL SPINE DETECTOR 11 OF 15	SMK	SIGA-PS	11
MECHANICAL SPINE DETECTOR 12 OF 15	SMK	SIGA-PS	12
MECHANICAL SPINE DETECTOR 13 OF 15	SMK	SIGA-PS	13
MECHANICAL SPINE DETECTOR 14 OF 15	SMK	SIGA-PS	14

DETECTOR 14 OF 15			
MECHANICAL SPINE DETECTOR 15 OF 15	SMK	SIGA-PS	15
TOP OF STAIR #1	SMK	SIGA-PS	16
TOP OF STAIR #2	SMK	SIGA-PS	17
TOP OF STAIR #3	SMK	SIGA-PS	18
3RD FLOOR STORAGE/KILN ROOM 3051	SMK	SIGA-PS	19
TOP OF ELEVATOR SHAFT	SMK	SIGA-PS	20

Location Description	Device	Model	Address	z C
2ND FLOOR ELECTRICAL ROOM 2029	SMK	SIGA-PS	21	
IM BASEMENT MECHANICAL ROOM B001 (IN)	IM	SIGA-IM	22	
IM BASEMENT MECHANICAL ROOM B001 (OUT)	IM	SIGA-IM	23	
1ST FLOOR MAIN LOBBY	SMK	SIGA-PS	24	
3RD FLOOR BY STAIR #3 CORRIDOR	SMK	SIGA-PS	25	
3RD FLOOR BY ROOM 3043 CORRIDOR	SMK	SIGA-PS	26	
3RD FLOOR BY ROOM 3038 CORRIDOR	SMK	SIGA-PS	27	
3RD FLOOR BY ROOM 3035 CORRIDOR	SMK	SIGA-PS	28	
3RD FLOOR BY ROOM 3029 CORRIDOR	SMK	SIGA-PS	29	
3RD FLOOR BY STAIR #2 CORRIDOR	SMK	SIGA-PS	30	
3RD FLOOR BY ROOM 3017 CORRIDOR	SMK	SIGA-PS	31	
3RD FLOOR BY ROOM 3016 CORRIDOR	SMK	SIGA-PS	32	
3RD FLOOR BY ROOM 3011 CORRIDOR	SMK	SIGA-PS	33	
3RD FLOOR BY ROOM 3009 CORRIDOR	SMK	SIGA-PS	34	
3RD FLOOR BY STAIR #1 CORRIDOR	SMK	SIGA-PS	35	
2ND FLOOR BY STAIR #3 CORRIDOR	SMK	SIGA-PS	36	
2ND FLOOR BY ROOM 2040 CORRIDOR	SMK	SIGA-PS	37	
2ND FLOOR BY ROOM 2035 CORRIDOR	SMK	SIGA-PS	38	
2ND FLOOR BY ROOM 2034 CORRIDOR	SMK	SIGA-PS	39	
2ND FLOOR BY ROOM 2028 CORRIDOR	SMK	SIGA-PS	40	
2ND FLOOR BY STAIR #2	SMK	SIGA-PS	41	

CORRIDOR			
2ND FLOOR BY ROOM 2017 CORRIDOR	SMK	SIGA-PS	42
2ND FLOOR BY ROOM 2016 CORRIDOR	SMK	SIGA-PS	43
2ND FLOOR BY ROOM 2015 CORRIDOR	SMK	SIGA-PS	44
2ND FLOOR BY ROOM 2009 CORRIDOR	SMK	SIGA-PS	45
2ND FLOOR BY STAIR #1 CORRIDOR	SMK	SIGA-PS	46
1ST FLOOR BY ROOM 1035 CORRIDOR	SMK	SIGA-PS	47
1ST FLOOR BY ROOM 1032 CORRIDOR	SMK	SIGA-PS	48

Location Description	Device	Model	Address
1ST FLOOR BY ROOM 1030 CORRIDOR	SMK	SIGA-PS	49
1ST FLOOR BY ROOM 1026 CORRIDOR	SMK	SIGA-PS	50
1ST FLOOR BY ROOM 1025 CORRIDOR	SMK	SIGA-PS	51
1ST FLOOR BY STAIR #2 CORRIDOR	SMK	SIGA-PS	52
1ST FLOOR BY ROOM 1013 CORRIDOR	SMK	SIGA-PS	53
1ST FLOOR BY ROOM 1011 CORRIDOR	SMK	SIGA-PS	54
1ST FLOOR BY ROOM 1007 CORRIDOR	SMK	SIGA-PS	55
1ST FLOOR BY STAIR #1 CORRIDOR	SMK	SIGA-PS	56

MODULES FOR PANEL 1 CARD 2

LIBRARY MEZZANINE	PULL	SIGC-270B	126
2RD FLOOR MECHANICAL ROOM 3056	PULL	SIGC-270B	127
3RD FLOOR SE STAIR #1 EXIT	PULL	SIGC-270B	128
AHU #3 EXHAUST FAN RELAY ROOM 3056	RLY	SIGA-CR	129
AHU #3 SUPPLY FAN RELAY ROOM 3056	RLY	SIGA-CR	130
AHU #4 EXHAUST FAN RELAY ROOM 3056	RLY	SIGA-CR	131
AHU #4 SUPPLY FAN RELAY ROOM 3056	RLY	SIGA-CR	132
3RD FLOOR D/H RELAY STAIR #1	RLY	SIGA-CR	133
3RD FLOOR STAFF KITCHEN STAIR	PULL	SIGC-270B	134
3RD FLOOR E STAIR #2 EXIT	PULL	SIGC-270B	135

EXII			
3RD FLOOR D/H RELAY STAIR #2	RLY	SIGA-CR	136
3RD FLOOR CORRIDOR D/H RELAY & MAG 3001 S	RLY	SIGA-CR	137
STAIR #3 3RD FLOOR	RLY	SIGA-CR	138
3RD FLOOR ELEVATOR LOBBY	PULL	SIGC-270B	139
3RD FLOOR ELEVATOR MACHINE ROOM GATE VALVE	SUPV	SIGA-CT2	140
ELEVATOR GATE VALVE #141	SUPV	SIGA-CT2	141
2ND FLOOR PEDWAY EXIT	PULL	SIGC-270B	142
2ND FLOOR ELEVATOR LOBBY	PULL	SIGC-270B	143
2ND FLOOR AT STAIR #3 M/L RELAY	RLY	SIGA-CR	144

Location Description	Device	Model	Address
2ND FLOOR D/H RELAY & MAG BY STUDENT SERVICE	RLY	SIGA-CR	145
2ND FLOOR HOSE CABINET GATE VALVE	SUPV	SIGA-CT2	146
2ND FLOOR HOSE CABINET GATE VALVE 147 (SPARE)	MON	SIGA-CT2	147
2ND FLOOR IN STAIR D/H RELAY STAIR #2	RLY	SIGA-CR	148
2ND FLOOR SE STAIR #1 EXIT	PULL	SIGC-270B	149
2ND FLOOR IN STAIR D/H RELAY STAIR #1	RLY	SIGA-CR	150
MECHANICAL ROOM B001 AHU SUPPLY FAN SHUTDOWN	RLY	SIGA-CR	151
MECHANICAL ROOM B001 AHU RETURN FAN SHUTDOWN	RLY	SIGA-CR	152
3RD FLOOR SOUTH GATE VALVE ROOM B001	SUPV	SIGA-CT2	153
3RD FLOOR SOUTH SPRINKLER WATERFLOW	FLOW	SIGA-CT2	154
2ND FLOOR SOUTH GATE VALVE ROOM B001	SUPV	SIGA-CT2	155
2ND FLOOR SOUTH SPRINKLER WATERFLOW	FLOW	SIGA-CT2	156
1ST FLOOR SOUTH GATE VALVE ROOM B001	SUPV	SIGA-CT2	157
1ST FLOOR SOUTH SPRINKLER WATERFLOW	FLOW	SIGA-CT2	158
BASEMENT LEVEL SOUTH GATE VALVE ROOM B001	SUPV	SIGA-CT2	159
BASEMENT LEVEL SOUTH SPRINKLER WATERFLOW	FLOW	SIGA-CT2	160

SPRINKLER ROOM BACKFLOW GATE VALVE #2	SUPV	SIGA-CT2	161
SPRINKLER ROOM BACKFLOW GATE VALVE #1	SUPV	SIGA-CT2	162
AUDITORIUM SPRINKLER ROOM GATE VALVE	SUPV	SIGA-CT2	163
AUDITORIUM WATERFLOW	FLOW	SIGA-CT2	164
LEVEL 2 REMOTE HEADER GATE VALVE	SUPV	SIGA-CT2	165
LEVEL 2 REMOTE HEADER WATERFLOW	FLOW	SIGA-CT2	166
LEVEL 1 REMOTE HEADER GATE VALVE	SUPV	SIGA-CT2	167
LEVEL 1 REMOTE HEADER WATERFLOW	FLOW	SIGA-CT2	168
1ST FLOOR SOUTH EXIT	PULL	SIGC-270B	169
RELAY WATER MOTOR GONG SPRINKLER	RLY	SIGA-CR	170
1ST FLOOR SOUTH EXIT STORAGE 1003	PULL	SIGC-270B	171

Location Description	Device	Model	Address
1ST FLOOR D/H RELAY STAIR #1	RLY	SIGA-CR	172
1ST FLOOR SE STAIR #1 EXIT	PULL	SIGC-270B	173
PRODUCTION ROOM GATE VALVE	SUPV	SIGA-CT1	174
DUST COLLECTOR	ALRM	SIGA-CT1	175
PRODUCTION ROOM 1024 EXIT	PULL	SIGC-270B	176
1ST FLOOR D/H RELAY STAIR #2	RLY	SIGA-CR	177
1ST FLOOR ADJ. STAIR #2	PULL	SIGC-270B	178
KITCHEN 1046 EXIT	PULL	SIGC-270B	179
D/H RELAY & MAG ADJ. ROOM 1037	RLY	SIGA-CR	180
1ST FLOOR CENTRE SECTION GATE VALVE UNDER STAIR #3	SUPV	SIGA-CT2	181
1ST FLOOR CENTRE SECTION SPRINKLER FLOW	FLOW	SIGA-CT2	182
2ND FLOOR CENTRE SECTION GATE VALVE UNDER STAIR #3	SUPV	SIGA-CT2	183
2ND FLOOR CENTRE SECTION SPRINKLER FLOW	FLOW	SIGA-CT2	184
3RD FLOOR NORTH GATE VALVE UNDER STAIR #3	SUPV	SIGA-CT2	185

3RD FLOOR NORTH SPRINKLER FLOW	FLOW	SIGA-CT2	186
1ST FLOOR ELEVATOR PIT GATE VALVE	SUPV	SIGA-CT2	187
1ST FLOOR D/H RELAY STAIR #3	RLY	SIG-ACR	188
1ST FLOOR EXIT BY CAFETERIA	PULL	SIGC-270B	189
HOSE CABINET 3RD FLOOR	SUPV	SIGA-CT2	190
SPARE	SUPV	SIGA-CT2	191
HOSE CABINET GATE VALVE BY 1028	SUPV	SIGA-CT2	192
SPARE	MON	SIGA-CT2	193
BOOSTER PANEL RISER	AUD	SIGA-CC1	194
2ND FLOOR STAIR #2 EXIT	PULL	SIGC-270B	195
KITCHEN CO2 HOOD SYSTEM #1 NORTH	SUPV		196
SPARE KITCHEN CO2 HOOD SYSTEM #1 NORTH	SUPV		197
KITCHEN CO2 HOOD SYSTEM #2 SOUTH	SUPV		198
SPARE KITCHEN HOOD CO2 SYSTEM #2 SOUTH	SUPV		199

Location Description	Device	Model	Address	Zone / Circuit #
1ST FLOOR CAFETERIA SIDE EXIT	PULL	SIGC-270B	200	
KITCHEN HOOD RELAY SHUTDOWN #1	RLY	SIGA-CR	201	
KITCHEN HOOD RELAY SHUTDOWN #2	RLY	SIGA-CR	203	

SIGNAL CCT. #3 - NAC CCT. #1 BOOSTER - 2ND FLOOR NORTH

CATWALK OVERLOOKING CAFETERIA	H/S			1
CORRIDOR ADJ. LIBRARY 2065	H/S			1
LIBRARY 2065	H/S			1
CAFETERIA SOUTH	H/S			1
CORRIDOR ADJ. PRACTICE ROOM 2073	H/S			1
INSTRUMENTAL MUSIC ROOM 2074	H/S			1
CHORAL MUSIC ROOM 2075	H/S			1
CORRIDOR 2076 ADJ. MECHANICAL ROOM 2078	H/S			1
MECHANICAL ROOM 2072	H/S			1
POTENTIAL SPACE	H/S			1

POTENTIAL SPACE	H/S			1
POTENTIAL SPACE	H/S			1
AUDITORIUM BALCONY WEST	H/S			1
AUDITORIUM BALCONY EAST	H/S			1

SIGNAL CCT. #4 - NAC CCT. #2 BOOSTER - 2ND FLOOR SOUTH

CORRIDOR 2043 ADJ. STORAGE ROOM 2062	H/S			2
TEEN HEALTH ROOM 2050	H/S			2
STUDENT SERVICES	H/S			2
ROOM 2040	H/S			2
SERVER ROOM 2039	H/S			2
CORRIDOR 2001 ADJ. CLASSROOM 2036	H/S			2
CORRIDOR 2001 ADJ. SMALL GROUP ROOM 2034	H/S			2
CORRIDOR 2001 ADJ. CLASSROOM 2026	H/S			2
VESTIBULE 2019 ADJ. STAFF WORKROOM 2022	H/S			2
STAFF WORK ROOM 2022	H/S			2
CORRIDOR 2001 ADJ. CLASSROOM 2017	H/S			2

Location Description	Device	Model	Address	Zone / Circuit
PHYSICS LAB 2013	H/S			2
CORRIDOR 2001 ADJ. SMALL GROUP ROOM 2015	H/S			2
CORRIDOR 2001 ADJ. CLASSROOM 2009	H/S			2
CENTRE SCIENCE LAB 2004	H/S			2
BIOLOGY LAB 2002	H/S			2

SIGNAL CCT. #5 - NAC CCT. #3 BOOSTER - 3RD FLOOR NORTH

MECHANICAL ROOM 3056	H/S			3
UPPER MECHANICAL ROOM 3058	H/S			3
ELECTRICAL ROOM 3059	H/S			3
ELECTRICAL ROOM 3059	EOL			3

SIGNAL CCT. #6 - NAC CCT. #4 BOOSTER - 3RD FLOOR SOUTH

CORRIDOR 3047 ADJ. ART ROOM 3050	H/S			4
ART ROOM 3050	H/S			4
GREEN ROOF	H/S			4
CORRIDOR 3047 ADJ. CLASSROOM 3039	H/S			4
NUTRITION/TEXTIRES 3041	H/S			4
CORRIDOR 3011 ADJ. SMALL GROUP ROOM 3035	H/S			4
CORRIDOR 3001 ADJ. CLASSROOM 3027	H/S			4
STAFF KITCHEN 3022	H/S			4
CORRIDOR 3001 ADJ. CLASSROOM 3017	H/S			4
CHEMISTRY LAB 3014	H/S -			4
CORRIDOR 3001 ADJ. SMALL GROUP ROOM 3011	H/S			4
CORRIDOR 3001 ADJ. CLASSROOM 3009	H/S			4
CENTRAL SCIENCE LAB 3004	H/S			4
BIOLOGY LAB 3002	H/S			4
BIOLOGY LAB 3002	H/S			4
MECHANICAL SPINE	H/S			4
MECHANICAL SPINE	H/S			4
MECHANICAL SPINE	H/S			4
MECHANICAL SPINE	H/S			4

Location Description	Device	Model	Address	Zone / Circuit
----------------------	--------	-------	---------	----------------

BELL CCT. #1 - NAC CCT. 01 01 270 - 1ST FLOOR NORTH

CORRIDOR 1058 ADJ. ADMIN.	H/S			1
CORRIDOR 1058 ADJ. DRAMA 1063	H/S			1
AUDITORIUM EAST	H/S			1
AUDITORIUM WEST	H/S			1
AUDITORIUM STAGE	H/S			1
CORRIDOR 1049 ADJ. CAFETERIA	H/S			1
CORRIDOR 1074 ADJ. VICE-PRINCIPAL 1075	H/S			1
SCHOOL GYM 1007 SE	H/S			1
SCHOOL GYM 1007 SW	H/S			1
SCHOOL GYM 1007 NE	H/S			1

SCHOOL GYM 1007 NW	H/S			1
SHOWER 1100	H/S			1
SHOWERS 1090	H/S			1
CORRIDOR 1083 ADJ. OFFICE 1096	H/S			1
CORRIDOR 1112 ADJ. JANTIRO 1117	H/S			1
LOCKER ROOM 1115 MALE	H/S			1
LOCKER ROOM 1123 FEMALE	H/S			1
MULTI-PURPOSE ROOM 1128	H/S			1
CORRIDOR 1112 ADJ. RECEPTION 1125	H/S			1
CIVIC GYM	H/S			1
CIVIC GYM	H/S			1
CIVIC GYM	H/S			1
CIVIC GYM	H/S			1
MULTI-PURPOSE ROOM 1128	EOL			1

SIGNAL CCT. #2 - NAC #01 02 270 - 1ST FLOOR SOUTH

CORRIDOR 1040 ADJ. CENTRE STAIR	H/S			2
KITCHEN 1045	H/S			2
CORRIDOR 1040 ADJ. YEARBOOK ROOM 1035	H/S			2
YEARBOOK ROOM 1035	H/S			2
COMM. TECH. LAB 1033	H/S			2
CORRIDOR 1002 ADJ. SMALL GROUP ROOM 1028	H/S			2

Location Description	Device	Model	Address	Zone / Circuit #
CORRIDOR 1002 ADJ. CLASSROOM 1025	H/S			2
CORRIDOR 1002 ADJ. CLASSROOM 1014	H/S			2
CORRIDOR 1002 ADJ. SMALL GROUP ROOM 1011	H/S			2
CORRIDOR 1002 ADJ. GLASSROOM 1007	H/S			2
CLASSROOM 1004	H/S			2
EXTERIOR STORAGE 1003	H/S			2
EXTERIOR STORAGE 1003	EOL			2

BASEMENT MECHANICAL ROOM B001	H/S			2
-------------------------------	-----	--	--	---

PANEL 1- CARD 1

AUDITORIUM RIGHT VESTIBULE	S		18	
AUDITORIUM LEFT VESTIBULE	S		19	
1ST FLOOR EXIT ADJ STAGE	S		23	
AUDITORIUM SERVICE CORRIDOR LEFT	HT		24	
AUDITORIUM SERVICE CORRIDOR RIGHT	HT		25	
AUDITORIUM SOUND MIXING ROOM	RLY		151	
AUDITORIUM LIGHTS IN ROOM 2060	RLY		152	
1ST FLOOR EXIT ADJ RECYCLING	M		153	
2ND FLOOR AUDITORIUM CORR RIGHT	S		57	
2ND FLOOR AUDITORIUM CORR CENTRE	S		58	
2ND FLOOR AUDITORIUM CORRIDOR LEFT	S		59	
2ND FLOOR CORRIDOR ADJ ELEVATOR LOBBY	S		60	
1ST FLOOR AUDITORIUM CORR RIGHT	S		61	
1ST FLOOR AUDITORIUM CORR LEFT	S		62	
1ST FLOOR CORRIDOR ADJ ELEVATOR LOBBY	S		63	

Location Description	Device	Model	Address	Zone / Circuit #
AUDITORIUM BALCONY RIGHT	H/S			
AUDITORIUM BALCONY LEFT	H/S			

FIRE ALARM PANEL

HORN/STROBE CCT #1-1ST FLOOR NORTH (01270)

AUDITORIUM RIGHT	HS			
AUDITORIUM LEFT	HS			

STAGE	HS			
BEHIND STAGE	HS			

EMERGENCY LIGHTING

Location	# of Heads	Model	Circuit #	5
1ST FLOOR				
CORRIDOR BY ROOM 1111				
CORRIDOR BY ROOM 1095				
CORRIDOR BY ROOM 1096				
WOMENS LOCKER ROOM				
WOMENS LOCKER ROOM				
WOMENS LOCKER ROOM				
MAIN WILSON GYM CENTRE MAIN ENTRY				
MAIN GYM BY ELEC OUTLET				
MAIN GYM BY COURT NET 2				
MAIN GYM OPP COURT NET 2				
MAIN GYM BY COURT NET 1				
MAIN GYM AREA 4				
MAIN GYM FAR EXIT				
CORRIDOR BY ROOM 1094 GYM				
MENS LOCKER ROOM 1092				
MENS LOCKER				

MENS LOCKER ROOM			
MENS LOCKER ROOM			
CORRIDOR BY ROOM 1105			
CORRIDOR BY ROOM 1084			
CORR/ BY DOUBLE DOORS TO GYM			
CORRIDOR BY ROOM 1081			
ROOM 1056 OH DOOR			
ROOM 1056			
ROOM 1056			
EXIT BY ROOM 1056			
CORRIDOR BY PAY PHONE			
CORRIDOR BY ROOM 1063			
MENS WASHROOM		UNIT	
MENS WASHROOM		REMOTE	
WOMENS WASHROOM			
WOMENS WASHROOM			
MAIN OFFICE BY COURIER			

Location	# of Heads	Model	Circuit #
MAIN OFFICE BY ROOM 1076			
ABOVE STAGE ON GANTRY	UNIT		
ABOVE STAGE ON GANTRY	REMOTE		
ABOVE STAGE ON GANTRY	REMOTE		
STAGE REAR TO CORR	UNIT		
STAGE REAR CORR	REMOTE		
STAGE REAR CORR	REMO		

STAGE REAR CORN	REMO TE		
STAGE RHS TO SEATING	UNIT		
STAGE RHS BY STEPS TO GANTRY	UNIT		
STAGE LHS	REMO TE		
CORRIDOR BY MAIN OFFICE			
CORR BY ROOM 1037 (STUD. COUNCIL)			
CORRIDOR BY CAFETERIA			
CAFETERIA PEDWAY WALL			
CAFETERIA EXIT			
CAFETERIA PEDWAY WALL			
CAFETERIA BY TRAY RETURN WINDOW		REMOTE	
CORR. BY ROOM 1061 JANITORS ROOM		UNIT	
MEN'S WASHROOM BY 1061		REMOTE	
MENS WASHROOM BY 1061		UNIT	
MENS WASHROOM BY 1061		UNIT	
CORRIDOR BY ROOM 1033			
CORRIDOR BY ROOM 1032			
CORRIDOR BY ROOM 1028			
CORRIDOR BY ROOM 1026			
CORRIDOR BY ROOM 1020			
CORRIDOR BY ROOM 1014			
CORRIDOR BY ROOM 1011			
CORRIDOR BY ROOM 1009			
CORRIDOR BY ROOM		REMOTE	

CORRIDOR BY ROOM B001		REMOTE	
2ND FLOOR			
Location	# of Heads	Model	Circuit #
ROOM 2078 ELECTRICAL /SPRK		UNIT	
ROOM 2078 ELECTRICAL/SPRK		REMOTE	
CORRIDOR BY ROOM 2077		REMOTE	
CORRIDOR BY ROOM 2078		REMOTE	
ROOM 2075		REMOTE	
CORRIDOR BY ROOM 2075		UNIT	
CORRIDOR BY ROOM 2074		REMOTE	
ROOM 2060 ELECTRICAL		UNIT	
CORRIDOR BY ROOM 2060		REMOTE	
CORRIDOR BY ROOM 2069			
CORRIDOR BY ROOM 2063		REMOTE	
UNIT IN KITCHEN			
DRAMA CLASS RM 122		UNIT	
ROOM 2065 LIBRARY ENTRANCE			
ROOM 2065 LIBRARY BY RM 2067			
ROOM 2065 LIBRARY BY RM 2063			
ROOM 2065 LIBRARY BY RM 2068			
ROOM 2065 LIBRARY MEZZ BY RM 3055			
ROOM 2065 LIBRARY BEYOND STAIRS			
PEDWAY TROPPOPE ST END		LUMACELL	
PEDWAY AHEAD		REMOTE	

PEDWAY AHEARD ST. END		REMOTE	
PEDWAY AHEARN ST. END STAIRS		LUMACELL	
CORRIDOR BY ELEVATOR		REMOTE	
CORRIDOR BY ROOM 2050		UNIT	
ROOM 2042 WASHROOM		REMOTE	
CORRIDOR BY ROOM 2040		REMOTE	
CORRIDOR BY ROOM 2036		UNIT	
CORRIDOR BY ROOM 2034		REMOTE	
CORRIDOR BY ROOM 2026		UNIT	
CORRIDOR BY ROOM 2022		REMOTE	
WOMENS WASHROOM BY RM 2022		REMOTE	

Location	# of Heads	Model	Circuit #
WOMENS WASHROOM BY RM 2022		REMOTE	
ROOM 2022		REMOTE	
ROOM 2022		REMOTE	
MENS WASHROOM BY RM 2022		UNIT	
MENS WASHROOM BY RM 2022		REMOTE	
CORRIDOR BY ROOM 2017		REMOTE	
CORRIDOR BY ROOM 2010		REMOTE	
CORRIDOR BY ROOM 2002		REMOTE	
3RD FLOOR			
ROOM 3059 ELECTRICAL		UNIT	

ROOM 3056		REMOTE	
RM 2014		UNIT	
IN RM 2039 (IN 2039A)		UNIT	
IN RM 2064			
RM 2045 GUIDANCE RM			
CORRIDOR BY ROOM 3053		REMOTE	
CORRIDOR BY ELEVATOR		REMOTE	
ROOM 3044		REMOTE	
CORRIDOR BY ROOM 3049		UNIT	
CORRIDOR BY 3043		REMOTE	
CORRIDOR BY ROOM 3038		UNIT	
CORRIDOR BY ROOM 3035		REMOTE	
MENS WASHROOM		UNIT	
MENS WASHROOM		REMOTE	
ROOM 3022		REMOTE	
ROOM 3022		REMOTE	
WOMENS WASHROOM		REMOTE	
WOMENS WASHROOM		REMOTE	
CORRIDOR BY ROOM 3027		UNIT	
CORRIDOR BY ROOM 3022		REMOTE	
CORRIDOR BY ROOM 3017		REMOTE	
CORRIDOR BY ROOM 3011		REMOTE	
CORRIDOR BY ROOM 3008		UNIT	

Location	# of Heads	Model	Circuit #
----------	---------------	-------	-----------

	HEADS		
CORRIDOR BY ROOM 3004		REMOTE	
PENTHOUSE			
REMOTE HEAD #1			
REMOTE HEAD #2			
REMOTE HEAD #3			
REMOTE HEAD #4			
REMOTE HEAD #5			
REMOTE HEAD #6			
REMOTE HEAD #7			
REMOTE HEAD #8			
CABINET HEAD #A			
CABINET HEAD #B			
CABINET HEAD #C			
STAIR #1			
1ST FLOOR BOTTOM OF STAIRS BY 100		UNIT	
1ST FLOOR EXIT		REMOTE	
1ST TO 2ND			
2ND FLOOR			
2ND TO 3RD			
3RD FLOOR			
STAIRS #2 BY 1020			
1ST FLOOR		UNIT	
1ST TO 2ND		REMOTE	
2ND FLOOR		REMOTE	
RM 300 MECH RM 3RD FLR		UNIT	
RM 3052		REMOTE HEAD	
RM 3040 (FAMILY STUDIES)		UNIT	

2ND FLR MUSIC RM LEFT		UNIT	
2ND FLR MUSIC RM RIGHT		UNIT	
2ND TO 3RD		REMOTE	
3RD FL MECH RM REAR DOOR		EXIT COMBO	
3RD FLOOR		REMOTE	
STAIR #3			
1ST FLOOR		UNIT	
1ST TO 2ND			
2ND FLOOR			
2ND TO 3RD			

Location	# of Heads	Model	Circuit #
3RD FLOOR			
STAIR #4 SEE LIBRARY			
STAIR #5			
BOTTOM OF STAIRS EXIT			
MID-STAIRS			
TOP OF STAIRS			
STAIR #6			
2ND FLOOR VESTIBULE			
TOP OF STAIR			
MIDDLE OF STAIR			
EXIT			
BOTTOM OF STAIR			
COMMUNITY CENTRE			
COMMUNITY CENTRE ENTRANCE			
CORR. BY GIRLS			

LOCKER ROOM			
CORRIDOR BY ROOM 1124			
BOYS LOCKER ROOM VESTIBULE			
BOYS WASHROOM			
BOYS LOCKER ROOM			
BOYS SHOWER			
GIRLS LOCK RM VESTIBULE			
GIRLS WASHROOM			
GIRLS LOCKER ROOM			
GIRLS SHOWER			
CIVIC GYM ENTRY NEAR SCHOOL			
CIVIC GYM OUTSIDE WALL NEAR SCHOOL			
CIVIC GYM OUTSIDE WALL CENTRE			
CIVIC GYM FAR OUTSIDE WALL			
CIVIC GYM EXIT BY REC DESK			
CIVIC GYM ABOVE BLEACHERS			
2ND CIVIC STAIRS LANDING			
CIVIC CENTRE 2ND FLR 2077	UNIT		
CIVIC CENTRE 2ND FLR RM 2077	UNIT		
CIVIC CENTRE 2ND FLR STORE RM	UNIT		

Location	# of Heads	Model	Circuit #
CIVIC CENTRE 2ND FLR STORE RM	UNIT		

EMERGENCY LIGHTING NOTES AND RECOMMENDATIONS		
1	DOOR 2060, PANEL "3201", CCT# 12	

2	DOOR 2029, PANEL "3202", CCT#30-2ND FLR HALL; CCT#32-3RD FLR HALL; CCT#28-1ST FLR HALL; CCT#26-STAIR	
3	#1; CCT#36-STAFF ROOMS; CCT#24-2ND FLR WASHROOMS	
4	ELECTRICAL ROOM 2060, PNL 3201 HAS MORE CIRCUITS, MARKED ON PANEL.	
5	RM 3059, PANEL "3301", CCT# 8-MAIN GYM, CCT#10-CIVIC GYM (reach 3509 via Rm 2078)	

FIRE ALARM NOTES AND RECOMMENDATIONS	
1	ACCESS TO PENTHOUSE THROUGH SCIENCE LAB RM 3004, THEN THROUGH STORAGE RM 3005
2	3RD FL STOR/KILN RM 3051 IS ACCESSED THROUGH RM 3050
3	PRODUCTION RM GATE VALVE PROTECTS ACTUATOR RM
4	TOP OF ELEVATOR SHAFT SMOKE DETECTOR REQUIRES ELEVATOR TECH TO PROVIDE ACCESS.
	Fire Door Number or Location
	1st Floor Stairs # 1
	2nd Floor Stairs # 1
	3rd Floor Stairs # 1
	1st Floor Stairs # 2
	2nd Floor Stairs # 2
	3rd Floor Stairs # 2
	1st Floor Stairs # 3 (Main Lobby)
	2nd Floor Stairs # 3
	3rd Floor Stairs # 3
	1st Floor Hall by Elevator
	2nd Floor Hall by Elevator
	3rd Floor Hall by Elevator
	2nd Floor Stairs # 5

		Device	Device address or circuit number
	LOCATION: Clayton Park Jr,		
	FIRE ALARM PANEL: Edwards 6500		
6	BOILER ROOM	M	ZONE 1
7	BOILER ROOM	HT	ZONE 1
8	BOILER ROOM	HT	ZONE 1
9	BOILER ROOM	EOL	ZONE 1
11	TEACHERS ROOM 134	HT	ZONE 2
12	ART ROOM 018	M	ZONE 2
13	ART ROOM 018	EOL	ZONE 2
15	BY BAND ROOM	HT	ZONE 3
16	BY ROOM 003	HT	ZONE 3
17	BY ROOM 012	M	ZONE 3
18	IN ROOM 014	HT	ZONE 3
19	BY ROOM 144	HT	ZONE 3
20	STORAGE ROOM BY ROOM 014	HT	ZONE 3
21	BY ROOM 003 BY MUSIC ROOM	M	ZONE 3
22	BY BAND ROOM STORAGE	M	ZONE 3
23	BY ROOM 144 EXIT	M	ZONE 3
24	IN ROOM 023	M	ZONE 3
25	BY ROOM 003 EXIT	M	ZONE 3
26	BAND ROOM STORAGE	HT	ZONE 3
27	CUSTODIANS ROOM	HT	ZONE 3
28	STORAGE IN ROOM 025	HT	ZONE 3
29	GYM STORAGE	HT	ZONE 4
30	STAGE	HT	ZONE 4
31	GYM OUTSIDE EXIT	M	ZONE 4
32	GYM MAIN ENTRANCE EXIT	M	ZONE 4
33	STAGE	EOL	ZONE 4
35	BOYS CHANGE ROOM	HT	ZONE 5
36	GYM EXIT BY STAGE	M	ZONE 5
37	GIRLS CHANGE ROOM	HT	ZONE 5
38	BY ROOM 121 OFFICE	HT	ZONE 5
39	BY ROOM 108	HT	ZONE 5
40	BY ROOM 147	HT	ZONE 5
41	BY ROOM 114	HT	ZONE 5
42	BY ROOM 115	HT	ZONE 5
43	BY ROOM 118	HT	ZONE 5

44	BY ROOM 118	HT	ZONE 5
45	BY ROOM 115	HT	ZONE 5
46	IN ROOM 118	HT	ZONE 5
47	MAIN ENTRANCE	M	ZONE 5
48	MAIN LOBBY	HT	ZONE 5
49	BY ROOM 118	HT	ZONE 5
51	BY ROOM 117 OR MAIN OFFICE	HT	ZONE 6
52	BY ROOM 111	HT	ZONE 6
53	BY ROOM 112	HT	ZONE 6
54	BY ROOM 104	HT	ZONE 6
55	BY ROOM 109	HT	ZONE 6
56	BY ROOM 146	HT	ZONE 6
57	HOME EC	HT	ZONE 6
58	HOME EC	HT	ZONE 6
59	BY ROOM 105	M	ZONE 6
60	BY ROOM 146	M	ZONE 6
61	HOME EC BACK HALL	M	ZONE 6
62	HOME EC	M	ZONE 6
63	BY ROOM 105	HT	ZONE 6
65	LIBRARY	M	ZONE 7
66	LIBRARY	HT	ZONE 7
67	LIBRARY	HT	ZONE 7
68	LIBRARY	HT	ZONE 7
69	BY ROOM 205	HT	ZONE 7
70	BY ROOM 214	HT	ZONE 7
71	BY ROOM 211	HT	ZONE 7
72	3RD FLOOR JANITORS ROOM	HT	ZONE 7
73	BY ROOM 209	HT	ZONE 7
74	BY ROOM 200	HT	ZONE 7
75	3RD FLOOR LIBRARY STAIRWELL	EOL	ZONE 7
76	BY ROOM 205	M	ZONE 7
77	BY ROOM 208	HT	ZONE 7
78	BY ROOM 220	M	ZONE 7
79	BY ROOM 220	EOL	ZONE 7
81	MAIN ENTRANCE STAIRWELL	S	ZONE 8
82	MAIN ENTRANCE STAIRWELL	EOL	ZONE 8
83	INSIDE LIBRARY	S	ZONE 9
84	LIBRARY STAIRWELL	S	ZONE 9
85	LIBRARY STAIRWELL	EOL	ZONE 9
87	CENTRE STAIRWELL OUTSIDE ROOM 204	S	ZONE 10
88	CENTRE STAIRWELL	EOL	ZONE 10

90	BY ROOM 220 STAIRWELL	S	ZONE 11
91	BY ROOM 220 STAIRWELL	EOL	ZONE 11
93	Signals		
94	BASEMENT HALL	B	SIG 1
95	ART ROOM 018	B	SIG 1
96	MUSIC ROOM	B	SIG 1
97	BY ROOM 025	B	SIG 1
98	BOILER ROOM	B	SIG 1
99	BY MUSIC ROOM	EOL	SIG 1
101	BY ROOM 121 OFFICE	B	SIG 2
102	BY ROOM 104	B	SIG 2
103	BY ROOM 108	B	SIG 2
104	IN ROOM 145 HOME EC	B	SIG 2
105	BY ROOM 112	B	SIG 2
106	BY ROOM 114	B	SIG 2
107	GYM	B	SIG 2
108	IN ROOM 143 HOME EC	B	SIG 2
109	LIBRARY	B	SIG 2
110	IN ROOM 023	B	SIG 2
111	IN ROOM 025	B	SIG 2
112	BY ROOM 220	B	SIG 2
113	BY ROOM 210	B	SIG 2
114	BY ROOM 220	EOL	SIG 2
EMERGENCY LIGHTING			

Unit #	Location	# of Heads	Model
	MAIN LOBBY	2	EXIT COMBO
2	STAIRS MAIN LOBBY		
3	OUTSIDE BOYS WASHROOM		
4	HALL BY OFFICE		
5	HALL BY ROOM 114		
6	GYM BACK HALL		
7	GYM BACK HALL EXIT		
8	GYM		

8	GYM		
	2ND FLOOR BY ROOM 146		
12	2ND FLOOR BY ROOM 112		
13	BY ROOM 112 STAIRS		
14	STAIRWELL BY ROOM 112		
15	HOME EC ROOM		
16	IN ROOM 146		
17	HOME EC STAIRWELL MID FLOOR		
18	HOME EC STAIRWELL BOTTOM		
19	ROOM 003		
	BY ROOM 003		
20	MUSIC ROOM		
21	EXIT BY MUSIC & WOOD ROOM		
22	LIBRARY		
23	LIBRARY STAIRS		
24	ADJ 205		
25	BY ROOM 220		
26	BY ROOM 204		
27	WOODSHOP EXIT BY ROOM 023		
	COMPUTER ROOM 025		
1	BOILER ROOM		

2	ART ROOM 018		
33	WOODSHOP HALL		
4	IN ROOM 023		
5	IN ROOM 025		
6	IN ROOM 003		EXIT 2H COMBO
7	OUTSIDE ROOM 003		
8	BY ROOM 105 STAIRWELL		
9	NEAR ROOM 200		
30	BOTTOM LIBRARY STAIR		COMBO
	REMOTE IN WOODSHOP 023		
	REMOTE IN 025		
33	BY ROOM 023		

	LOCATION: Cunard	Device	Device address or circuit number
	FIRE ALARM PANEL: Edwards 6500		
1	Devices		
2	STAIRWAY 2ND FLOOR EAST BY 207	M	1
3	STAIRWAY 2ND FLOOR WEST	M	1
4	LIBRARY	M	1
5	ELEVATOR LOBBY 1ST FL	S	1
7	GYM BY STAGE	M	2
8	GYM	M	2
9	GYM	M	2
10	GYM	EOL	2
12	WOODSHOP	M	3
13	WOODSHOP	EOL	3
15	SCIENCE ROOM	M	4
16	SCIENCE ROOM	EOL	4
18	BY SCIENCE ROOM	M	5
19	BY FACP	M	5
20	BY MAIN ENTRANCE	M	5
21	BY ROOM 104	M	1
22	ELEVATOR LOBBY 2ND FL	S	5
24	BOILER ROOM	M	7
25	BOILER ROOM	EOL	7
30	ELEVATOR MACHINE ROOM (OUTDOORS)	M	9
31	ELEVATOR MACHINE ROOM (OUTDOORS)	S	9
32	ELEVATOR MACHINE ROOM (OUTDOORS)	EOL	9
34	BY SCIENCE ROOM	B	SIG 1
35	WOODSHOP	B	SIG 1
36	GYM	B	SIG 1
37	GYM EXIT TO HALLWAY	B	SIG 1
38	BOILER ROOM	B	SIG 1
39	BY MAIN ENTRANCE	B	SIG 1
40	BY ROOM 102	B	SIG 1

41	BY ROOM 104	B	SIG 1
42	STAIRWAY 2ND FLOOR EAST	B	SIG 1
43	STAIRWAY 2ND FLOOR WEST	B	SIG 1
44	BY ROOM 208	B	SIG 1
45	BY ROOM 212	B	SIG 1
46	LIBRARY	B	SIG 1
47	OUTSIDE FRONT ENTRANCE	B	SIG 1
48	ELEVATOR MACHINE ROOM	B	SIG 1

EMERGENCY LIGHTING

Location	# of Heads	Model
ACROSS FROM CANTEEN PNL C CCT 29	2	LITHONITE
BY LIBRARY PNL C CCT 29	2	LUMACELL
BY RM 203 PNL C CCT 29	2	LITHONITE
BY RM 207 PNL C CCT 29	2	EMERGILITE
WEST STAIRWELL	2	EMERGILITE
BY RM 105 PNL AA CCT 7	2	LITHONITE
BY RM 102 PNL AA CCT 7	2	LITHONITE
MAIN ENTR PNL AA CCT 7	2	EMERGILITE
WOODSHOP HALLWAY PNL AA CCT 7	2	LUMACELL COMBO
OFFICE		LITHONITE
GIRLS LOCKERS	2	LUMACELL
BOYS LOCKERS	2	LUMACELL
GYM PNL C CCT 16 OUTSIDE EXIT	2	EXIT COMBO
GYM PNL C CCT 16	2	EXIT

OUTSIDE EXIT		COMBO
GYM PNL C CCT 16 EXIT BY OFFICE	2	EXIT COMBO
GYM DOOR TO HALL PNL C CCT 16 BY RM 111	2	EXIT COMBO
EAST STAIRWELL	2	EMERGILIT E
AREA OF REFUGE 2ND FL PNL CCT 29	2	EMERGILIT E
AREA OF REFUGS 1ST FL PNL AA CCT 7	2	EMERGILIT E
ELEV MACH RM		

TECH NOTE:

1. FUSE FOR PANEL IN BOILER ROOM.
2. THERE IS A SET UP IN THE PANEL FOR ELEVATOR CONTROL. ANY ALARM BRINGS ELEVATOR TO GROUND FLOOR. SMOKE DETECTOR ACTIVATION ON FLOOR BY ELEVATOR SENDS ELEVATOR TO SECOND FLOOR. SMOKE DETECTOR ACTIVATION ON 2ND FLOOR SENDS ELEVATOR TO 1ST FLOOR. YOU HAVE TO RESET PANEL AND THEN RESET ELEVATOR WITH FIREMAN'S KEY.

	LOCATION: Duc D'Anville	Device	Device address or circuit number
	FIRE ALARM PANEL: Simplex 400		
DEVICES			

Location Description	Device	Model
----------------------	--------	-------

MANUAL PULL STATIONS

LOCKER ROOM HALLWAY	PULL	
GYM FOYER	PULL	
BY ROOM 215	PULL	
ENTRANCE BY FIRE PANEL	PULL	
BOILER ROOM	PULL	
BY OFFICE	PULL	
BY 266	PULL	

HEAT DETECTORS

BOILER ROOM	HEAT	
-------------	------	--

SPRINKLER DEVICES

SPRINKLER PRESSURE ALARM	FSP	
MAIN CONTROL VALVE	TS	

BELLS

BY ROOM 125	BELL	6"
BY ROOM 215	BELL	6"
BY ROOM 240	BELL	6"
BY OFFICE	BELL	6"
GYM LOBBY	BELL	6"

GYM	BELL	5"
-----	------	----

DOOR RELEASE	RLY	
STAIR BY 265	SMK	
BACK STAIR	SMK	

EMERGENCY LIGHTS

Unit #	Location	# of Heads	Model
	ENTRANCE BY FIRE PANEL		LUMACELL RG36-LMC
	OUTSIDE BOILER RM/SPRINKLER		EMERGI-LITE 6JML36 S7
	BY BOYS WASHRM		REMOTE
	BOILER RM		EMERGI-LITE 6JML36
	BY RM 160		LUMACELL RG36-LMC
	BY RM 310		LUMACELL RG36-LMC
	IN RM 310		LUMACELL RG36-LMC
	RM 305		LUMACELL RG36-LMC
	GYM HALL		LUMACELL RG36-LMC
	GYM FOYER		EMERGI-LITE 6JML36
	GYM		LUMACELL EX10W-PXM36
	GYM CTR		LUMACELL 3LMCEU2M TBW
	GYM		LUMACELL RG36-LMC

	2ND FL BY RM 285		LUMACELL COMBO
	2ND FL BY BOYS WASHRM		6JML36 S7
	BY RM 218		REMOTE
	2ND FL BY RM 215		COMBO RG38-LMC
	TOP SOUTH STAIR		UNIT
	HALL ADJ CHANGE RMS		COMBO
	CLASS RM 160		COMBO
	STAGE LEFT		STANPRO
	STAGE CENTRE		AIMLITE
	STAGE RIGHT		STANRPO
	ENTRANCE BY OFFICE		COMBO

Fire Door Number or Location
BY ROOM 125
GYM FOYER
GYM FOYER
TOP OF MAIN STAIRWELL
BY ROOM 215

	LOCATION: Elizabeth Sutherland	Device	Device address or circuit number
	FIRE ALARM PANEL: Ewards 6500		
MANUAL PULL STATIONS			
1	BY ROOM #1	M	Zone #1
2	BY ROOM #7	M	Zone #1
3	BY ROOM #8	M	Zone #1
5	BY PANEL	M	Zone #1
6	BY STORAGE ROOM	M	Zone #1
7	BY ART ROOM	M	Zone #2
8	BY SCIENCE ROOM	M	Zone #2
9	BY ROOM 20	M	Zone #2
10	GYM	M	Zone #2
11	MAIN ENTRANCE	M	Zone #2
12	FOODLAB	M	Zone #2
13	BOILER ROOM	M	Zone #3
DUCT SMOKE DETECTORS			
1	BY ROOM #3 CEILING	DS	Zone #1
HEAT DETECTORS			
1	ELECTRICAL ROOM	HT	Zone #1
2	BY ROOM #14 STORAGE	HT	Zone #1
NOTIFYING DEVICES			
1	BY ROOM #4	B	Sig #2
2	BY ROOM #11	B	Sig #2
3	NEAR FACP	B	Sig #2
4	BY STAFF ROOM	B	Sig #2
5	BY ROOM #15	B	Sig #2
6	BY ROOM 20	B	Sig #2
7	GYM	B	Sig #2
8	BY LIBRARY	B	Sig #2
9	BOYS LOCKER ROOM	B	Sig #2
10	GIRLS LOCKER ROOM	B	Sig #2
11	BY ROOM #16	B	Sig #2
12	MAIN ENTRANCE	B	Sig #2
13	MUSIC ROOM	B	Sig #2
14	BOILER ROOM	B	Sig #2
15	BY STORAGE ROOM	B	Sig #2

END OF LINE RESISTORS			
	SPRINKLER ROOM	EOL	Zone #4
	BY ROOM #7	EOL	Zone #1
	BY SCIENCE ROOM	EOL	Zone #2
	BOILER ROOM	EOL	Zone #3
EMERGENCY LIGHTING			
Line #	EL UNIT Location	MOD #	Manuf.
1	Administration Office	M636 120 CS	Lithonia
2	Outside of Office	M636 120 CS	Lithonia
3	Janitor Room Battery Pak		Lumacell
4	**Outside of Gym	REMOTE	REMOTE
5	**Gym	REMOTE	REMOTE
6	**Gym	REMOTE	REMOTE
7	**Gym	REMOTE	REMOTE
8	**Gym	REMOTE	REMOTE
9	**Back of Stage	REMOTE	REMOTE
10	**Hallway by Janitor's Room	REMOTE	REMOTE
11	By Library	HX5W3R120	Lithonia
12	By Room #15	M636120CS	Lithonia
13	By Science Room	HX5W3R120	Lithonia
14	By Room #17	M636120CS	Lithonia
15	By Room #19	06JML36/2M	Emergi-Lite
16	By Room #21	RG36	Lithonia
17	Boys Locker Room	06JML36/2M	Emergi-Lite
18	Girls Locker Room	06JML36/2M	Emergi-Lite
19	By Janitor's Office	M636120CS	Lithonia
20	By FACP	HX5W3R120	Lithonia
21	In Caretaker Office	RG36	Lumacell
22	**Boiler Room	REMOTE	REMOTE
23	**Electrical Room	REMOTE	REMOTE
24	Boiler Room	HX5W3R120	Lithonia
25	Electrical Room	M636120CS	Lithonia
26	By Art Room	HX5W3R120	Lithonia
27	By Storage Room	HX5W3R120	Lithonia
28	By Room #1	HX5W3R120	Lithonia
29	By Room #4	HX5W3R120	Lithonia
30	By Room #7	HX5W3R120	Lithonia
31	Common area		
32	food lab		
33	By room 16		
34	By Room #9	HX5W3R120	Lithonia

35	Room #20-30	UNIT	
36	Girls Washroom	UNIT	
37	Boys Washroom	UNIT	

Fire Door Number or Location
BY LIBRARY
BY GUIDANCE OFFICE

	LOCATION: Fairview Heights Annex	Device	Device address or circuit number
	FIRE ALARM PANEL: Edwards 2280		

Devices

	BY FIRE ALARM PANEL	M	ZONE 1
	MAIN HALL CENTER	M	ZONE 1
	MAIN HALL EAST	M	ZONE 1
	MAIN HALL EAST	EOL	ZONE 1
	GYM SOUTH EXIT	M	ZONE 2
	GYM EAST EXIT	M	ZONE 2
	GYM WEST EXIT	M	ZONE 2
	BY RESOURCE ROOM	M	ZONE 2
	BY RESOURCE ROOM	EOL	ZONE 2
	SPRINKLER	FS	3

NOTIFYING DEVICES

	MAIN HALL EAST	B	SIG 1
	MAIN HALL EAST	B	SIG 1
	GYM	B	SIG 1
	RESOURCE ROOM	B	SIG 1
	RESOURCE ROOM	EOL	SIG 1

EMERGENCY LIGHTING

t	Location	# of Heads	Model
	BY ROOM 5		UNIT
	BY BOYS WASHROOM		UNIT
	BY GIRLS		UNIT

WASHROOM		
BY ROOM 4		UNIT
FAR ENTERANCE		UNIT COMBO
GYM LEFT		UNIT
GYM RIGHT		UNIT
GYM EXIT THROUGH CLASS		UNIT COMBO

	LOCATION: Fairview Heights	Device	Device address or circuit number
--	-----------------------------------	---------------	---

	FIRE ALARM PANEL: Edwards 6500		
--	---------------------------------------	--	--

1	Devices		
---	----------------	--	--

2	MAIN ENTRANCE	M	ZONE 1
3	HALL BY ROOM P2	M	ZONE 1
4	HALL BY ROOM P2	EOL	ZONE 1
5	GYM WEST EXIT	M	ZONE 2
6	GYM EAST EXIT	M	ZONE 2
7	GYM EAST EXIT	EOL	ZONE 2
8	1ST FLOOR BY GIRLS WASHROOM	M	ZONE 3
9	1ST FLOOR BY ROOM 2	M	ZONE 3
10	1ST FLOOR BY ROOM 2	EOL	ZONE 3
11	TOP OF CENTER STAIRWELL	S	ZONE 4
12	TOP OF EAST STAIRWELL	S	ZONE 4
13	2ND FLOOR BY ROOM 11	M	ZONE 4
14	2ND FLOOR BY ROOM 8	M	ZONE 4
15	2ND FLOOR BY ROOM 8	EOL	ZONE 4
16	BOILER ROOM	HT	ZONE 5
17	BOILER ROOM	M	ZONE 5
18	BOILER ROOM	EOL	ZONE 5
19	CLASSROOM P1	S	1

	Signals		
--	----------------	--	--

19	MAIN ENTRANCE	B	SIG 1
20	WEST END HALL	B	SIG 1
21	GYM	B	SIG 2
22	1ST FLOOR EAST	B	SIG 2
23	1ST FLOOR WEST	B	SIG 2
24	2ND FLOOR EAST	B	SIG 2
25	2ND FLOOR WEST	B	SIG 2
26	BOILER ROOM	B	SIG 2
27	BOILER ROOM	EOL	SIG 2

EMERGENCY LIGHTING

Line #	EL UNIT Location	Remote Head	Cab. Head
--------	------------------	-------------	-----------

1	West Entrance		
2	Main Entrance		
3	Main Gym Entrance		
4	Gym East Exit		
5	Gym Outside Exit		
6	East Hall		
7	South Stairwell		
8	East Hall Near Stairs		
9	East Stairwell		
10	Bsmt East Hall Exit		
11	Bsmt East Hall Stairs		
12	BY ROOM 11 EXIT		
13	BY ROOM 5 EXIT		
14	Gym Left of Stage		COMBO
15	Gym Right of Stage		COMBO
16	Basement by Fire Doors		EXIT
17	Hallway by Fire Doors		EXIT

		Device	Device address or circuit number
	LOCATION: Fairview Jr.		
	FIRE ALARM PANEL: Edwards 6500		
1	Devices		
2	2ND FLOOR BY ROOM 226	M	ZONE 1
3	2ND FLOOR BY ROOM 205	M	ZONE 1
4	2ND FLOOR BY ROOM 221	M	ZONE 1
6	2ND FLOOR BY ROOM 247	M	ZONE 2
7	2ND FLR CTR EAST BY ROOM 227 FAM. ST	M	ZONE 2
8	2ND FLOOR BY ART ROOM 236	M	ZONE 2
9	2ND FLOOR BY ROOM 248	EOL	ZONE 2
11	MAIN ENTRANCE	M	ZONE 3
12	BY OFFICE STEPS	M	ZONE 3
13	NURSES ROOM 149	DS	ZONE 3
14	UNDER STAIRS BY MAIN OFFICE	HT	ZONE 3
15	MAIN OFFICE HALL BY WATER FOUNTAIN	DS	ZONE 3
16	UNDER STAIRS BY MAIN ENTRANCE	HT	ZONE 3
18	BOILER ROOM EXIT	M	ZONE 4
19	BASEMENT AIR HANDLING UNIT (BOILER R	DS	ZONE 4
20	SWITCH ROOM 017	HT	ZONE 4
22	1ST FLOOR BY ROOM 110	M	ZONE 5
23	1ST FLOOR BY ROOM 107	M	ZONE 5
24	1ST FLOOR BY ROOM 103	M	ZONE 5
25	UNDER STAIRS BY ROOM 110	HT	ZONE 5
26	UNDER STAIRS BY ROOM 103	HT	ZONE 5
27	1ST FLOOR BY ROOM 103	EOL	ZONE 5
29	GYM EAST EXIT TO HALLWAY	M	ZONE 6
30	GYM WEST EXIT TO REAR EXIT	M	ZONE 6
31	GYM NORTH EXIT TO MAIN ENTRANCE	M	ZONE 6
32	GYM SOUTH EXIT TO BACK STAIRWELL	M	ZONE 6
33	GYM SOUTH EXIT	EOL	ZONE 6
35	SPRINKLER MAIN GATE VALVE	TS	ZONE 7
36	SPRINKLER WATER FLOW ALARM	FSP	ZONE 7

37	ALARM LINE TAMPER SWITCH	TS	ZONE 7
38	SPRINKLER ROOM	EOL	ZONE 7
40	INDUSTRIAL ARTS HALLWAY EXIT 1	M	ZONE 8
41	INDUSTRIAL ARTS HALLWAY EXIT 2	M	ZONE 8
42	SPRINKLER ROOM	HT	ZONE 8
43	INDUSTRIAL ARTS HALLWAY	EOL	ZONE 8
45	ELEVATOR GATE VALVE	GV	ZONE 9
46	2ND FLOOR ROOM 226	EOL	ZONE 9
48	Signals		
49	MAIN ENTRANCE	B	SIG 1
50	BY RM 208	B	SIG 1
51	BY RM 234	B	SIG 1
52	BY RM 204	B	SIG 1
53	BY RM 222	B	SIG 1
54	BY RM 110	B	SIG 1
55	BY OFFICE STEPS	B	SIG 1
56	BY RM 107	B	SIG 1
57	BY RM 103	B	SIG 1
58	GYM	B	SIG 1
59	GYM	B	SIG 1
60	BOILER RM	B	SIG 1
61	MUSIC RM BY 248	B	SIG 1
62	BY RM 018	B	SIG 1
63	WOOD SHOP	B	SIG 1
64	METAL SHOP	B	SIG 1
65	BY RM 103	EOL	SIG 1
66	DOOR RELEASE	R	
67	TROUBLE LIGHT	Visual	
78	BOILER ROOM		

EMERGENCY LIGHTING

Line #	EL UNIT Location	Remote Head	Cab. Head
1	Main Hall By Office	Y	
2	Main Hallway By Lunch Room		
3	Main Entrance Above Door		
4	Main Hall By Room 104		
5	Main Hall By Room 105		
6	By Room 108		
7	Main Electrical Room		
8	**Outside Electrical Room		
9	Across From Room 112		
10	Stairwell By Room 221		

11	2nd Floor East Entrance		
12	2nd Floor West Entrance		
13	East Stairwell		
14	West Stairwell		
15	Stairwell By Room 201		
16	2nd Floor By Room 224		
17	2nd Floor By Room 222		
18	2nd Floor Electrical Room		
19	**Outside Electrical Room		
20	**By Room 223		
21	Electrical Switch Room 017		
22	Boiler Room 014		
23	**Outside Boiler Room		
24	Boiler Room Back Entrance		
25	Basement Woodshop		
26	Woodshop Entrance		
27	Basement Janitors Storage		
28	**Outside Storage Room		
1	**Hall By Boys Washroom		
2	Boys Change Room		
3	Girls Change Room		
4	Computer Room		
5	Gym Stairwell		
6	Gym Main Hall Entrance		
7	Gym Exit To Washrooms		
8	Gym By Scoreboard		
9	Gym 2nd Hall Entrance		
10	2nd Floor Hall (NEW)		
11	2nd Floor Hall (NEW)		
12	158 Guidance		
13	Handicap Washroom		
14	Office Main		
15	Boys Washroom		
16	Girls Washroom		

ADJ 102		
BOILER ROOM		UNIT
GYM STAGE		EXIT COMBO
GYM STAGE		EXIT COMBO
STAIRWELL		REMOTE
STAIRWELL		REMOTE

STAIRWELL		REMOTE
COMPUTER LAB		UNIT
JANITOR ROOM		UNIT
BASEMENT BY WOODSHOP		

	LOCATION:Gorsbrook
	FIRE ALARM PANEL:Edwards 6500
MANUAL PULL STATIONS	
1	GYM(#1)
2	GYM(#2)
3	GYM(#3)
4	GYM(#4)
5	BY ARTROOM 3(#5)
6	OUTSIDE BOILER ROOM(#6)
7	BY CLASS 10(#7)
8	MAIN NORTH EXIT BY ROOM 13(#8)
9	CENTER BACK EXIT BY ROOM 18(#9)
10	BY ELEVATOR MAIN FLOOR (#10)
11	EXIT BY CLASS 46(#11)
12	BASEMENT BY ROOM 36(#12)
13	BASEMENT NORTH EXIT (#13)
14	BASEMENT MIDDLE (#14)
15	BOILER ROOM(#15)
16	ENTRANCE BY OFFICE
SMOKE DETECTORS	
1	STORAGE BY OFFICE
2	PENTHOUSE
3	ELEVATOR ROOM
4	SOUTH STAIRS
5	WEST STAIRS
6	BOILER ROOM STAIRS
7	GYM STORAGE STAIRS
8	ELECTRICAL ROOM
DUCT SMOKE DETECTORS	
1	PENTHOUSE DUCT DETECTOR
HEAT DETECTORS	
1	BASEMENT STORAGE ROOM
2	BOILER ROOM
3	BOILER ROOM
4	JANITORS RM NEAR FIRE PANEL
NOTIFYING DEVICES	
CIRCUIT #1	

BY GUIDANCE OFFICE #19	B	6"
CORRIDOR BY GIRL'S WASHROOM	B	6"
CORRIDOR BY RESOURCE RM #11	B	6"
CORRIDOR BY STAFF/ CUSTODIAN RM	B	6"
HALL NEAR MUSIC ROOM	B	6"
GYM	B	6"
BOILER ROOM	B	6"
BOILER ROOM	EOL	6"

CIRCUIT #2

FOODS ROOM BASEMENT RM 38	B	6"
CORRIDOR BY FOODS ROOM 38	B	10"
CORRIDOR BY WOOD WORKING RM 30	B	10"
WOOD WORKING ROOM 30	B	6"
CORRIDOR BY WOOD WORKING	EOL	

CIRCUIT #3

CORRIDOR BY LIBRARY RM 25	B	6"
---------------------------	---	----

Fire Door Number or Location
BY PENTHOUSE ACCESS
BY ROOM 41
BASEMENT FRONT CORRIDOR
BASEMENT CENTER CORRIDOR
BASEMENT REAR CORRIDOR

Line #	EL UNIT Location	MOD #	Manuf.
1	Stairwell Exit by Room 40, #17	RG12-144QB	Lumacell
2	By Room 37 #18	RG12-144QB	Lumacell

3	By Room 36 #19	RG362MT9W	Lumacell
4	By Room 20 #20	RG12-144QB	Lumacell
5	BY Fire alarm panel	REMOTE	REMOTE
6	By Elevator #21	RG12144QB212	Lumacell
7	Elevator Room	RG12-144QB	Lumacell
8	Stairwell By Elevator #23	RG12-144QB	Lumacell
9	2nd Floor By Boys Washroom	RG12-144QB	Lumacell
10	**Top Elevator Stairwell	REMOTE	REMOTE
11	**Top Elevator	REMOTE	REMOTE
12	**Boys Washroom	REMOTE	REMOTE
13	**Girls Washroom	REMOTE	REMOTE
14	By Room 18 #12	RG12-144QB	Lumacell
15	By Room 10 #13	RG12-144QB	Lumacell
16	By Room 16 #11	RG12-144QB	Lumacell
17	By Room 11 #9	RG12-144QB	Lumacell
18	**Exit By Room 9 #8	REMOTE	REMOTE
19	**By Administration Office	REMOTE	REMOTE
20	Hallway By Admin(#8)	RG12-144QB	Lumacell
21	**Washroom By Room 3	REMOTE	REMOTE
22	**Hall By Gym Entrance	REMOTE	REMOTE
23	By Boiler Room in Hall	RG12-144QB	Lumacell
24	Boiler Room Top Stairs(#7)	RG12-144QB	Lumacell
25	**Boiler Room	REMOTE	REMOTE
26	**Boiler Room Bottom Stairs	REMOTE	REMOTE
27	By Room 22(LOCKERS)	RG12-144QB	Lumacell
28	By Library	RG12-144QB	Lumacell
29	Lobby By Room 46	RG12-144QB	Lumacell
30	Gym Entrance Lobby(#41/2)	RG12-144QB	Lumacell
31	**Girls Locker Room	REMOTE	REMOTE
32	**Girls Locker Room Wash.	REMOTE	REMOTE
33	**Boys Locker Room	REMOTE	REMOTE
34	**Boys Locker Room Wash	REMOTE	REMOTE
35	Gym	PXM 36	Emergi-Lite
36	Gym	PXM 36	Emergi-Lite
37	Gym BY PULL STATION 2	PXM 36	Emergi-Lite
38	Gym	PXM 36	Emergi-Lite
39	South Stairs	PXM 36	Emergi-Lite
40	EXIT TO SOUTH STAIRS #15		Lumacell

		Device	Device address or circuit number
	LOCATION: Halifax Central		
	FIRE ALARM PANEL: Edwards 6500		
2	BOILER ROOM	M	ZONE # 1
3	BOILER ROOM STAIRWELL	S	3
4	BOILER ROOM	HT	ZONE # 1
5	BOILER ROOM	HT	ZONE # 1
6	BOILER ROOM STORAGE	HT	ZONE # 1
7	ELECTRICAL ROOM	RHT	ZONE # 1
8	SPRINKLER ROOM	RHT	ZONE # 1
9	SPRINKLER ROOM	RHT	ZONE # 1
12	GYM - Left of stage	M	ZONE # 2
13	GYM - Back by outside exit	M	ZONE # 2
14	GYM - By Fire Extinguisher	M	ZONE # 2
15	GYM STORAGE - By Office	RHT	ZONE # 2
16	GYM STORAGE - By Double Doors	RHT	ZONE # 2
17	BOYS LOCKER ROOM	RHT	ZONE # 2
18	BOYS LOCKER ROOM	RHT	ZONE # 2
19	OFFICE OFF GYM	RHT	ZONE # 2
20	ROOM # 25 / PAPER ROOM	RHT	ZONE # 2
21	INDUSTRIAL ARTS OFFICE BY # 25	RHT	ZONE # 2

22	GIRLS LOCKER ROOM	RHT	ZONE # 2
23	GIRLS LOCKER ROOM	RHT	ZONE # 2
24	JANITORS ROOM	RHT	ZONE # 2
25	CUSTODIANS OFFICE	RHT	ZONE # 2
27	EXIT NEAR BOILER ROOM DR. (1ST FL)	M	ZONE #3
28	1ST FLOOR BY ROOM # 25	M	ZONE #3
29	WOOD SHOP STORAGE / EXPLOSION PROOF	HT	ZONE #3
30	HALL BY ROOM # 7	HT	ZONE #3
31	HALL BY MAIN OFFICE	RHT	ZONE #3
32	IN ROOM # 5	RHT	ZONE #3
33	IN ROOM # 6	RHT	ZONE #3
34	IN ROOM # 7	RHT	ZONE #3
35	STORAGE ROOM # 7	RHT	ZONE #3
36	PHOTOCOPY ROOM	RHT	ZONE #3
37	JANITORS ROOM STORAGE	RHT	ZONE #3
38	WOOD SHOP STORAGE	RHT	ZONE #3
39	WOOD SHOP	RHT	ZONE #3
40	WOOD SHOP	RHT	ZONE #3
41	IN HALL BY WOOD SHOP	RHT	ZONE #3
42	PRINCIPALS OFFICE	RHT	ZONE #3
43	SECRETARY'S OFFICE	RHT	ZONE #3
44	BY PRINCIPAL'S OFFICE WASHROOM	RHT	ZONE #3

45	IN HALL BY WOOD SHOP	EOL	ZONE #3
47	MAIN ENTRANCE	M	ZONE # 4
48	1ST FLOOR BY ROOM # 2	M	ZONE # 4
49	HALL BY TEACHERS ROOM	RHT	ZONE # 4
50	HALL BY ROOM # 2	RHT	ZONE # 4
51	IN FITNESS ROOM # 1	RHT	ZONE # 4
52	IN FITNESS ROOM # 1	RHT	ZONE # 4
53	IN ROOM # 1 STORAGE	RHT	ZONE # 4
54	IN ROOM # 2 LIBRARY BY MAIN DOOR	RHT	ZONE # 4
55	IN ROOM # 2 BY LIBRARY BY MAIN DOOR	RHT	ZONE # 4
56	IN ROOM # 3	RHT	ZONE # 4
57	IN ROOM # 4	RHT	ZONE # 4
58	HALL BY ROOM # 1 AND STAGE	RHT	ZONE # 4
59	HALL BY JANITORS ROOM	RHT	ZONE # 4
60	FITNESS ROOM	RHT	ZONE # 4
61	GYM STAGE EXIT ROOM	RHT	ZONE # 4
62	IN TEACHERS ROOM	RHT	ZONE # 4
63	JANITORS ROOM	RHT	ZONE # 4
65	2ND FLOOR BY ROOM # 17	M	ZONE # 5
66	NORTH STAIRWELL	S	ZONE # 5
67	HALL BY ROOM # 18	RHT	ZONE # 5
68	HALL BY AV ROOM	HT	ZONE # 5

69	ROOM # 15	RHT	ZONE # 5
70	ROOM # 17	RHT	ZONE # 5
71	ROOM # 17	RHT	ZONE # 5
72	ROOM # 17 STORAGE	RHT	ZONE # 5
73	ROOM # 18	RHT	ZONE # 5
74	ROOM # 18 CHEM STORAGE	RHT	ZONE # 5
75	ROOM # 18 STORAGE	RHT	ZONE # 5
76	ROOM # 19	RHT	ZONE # 5
77	ROOM # 20	RHT	ZONE # 5
78	JANITORS ROOM 2ND FLOOR	RHT	ZONE # 5
79	AV ROOM	RHT	ZONE # 5
80	PICTURE ROOM	RHT	ZONE # 5
81	ROOM # 14	RHT	ZONE # 5
82	VICE PRINCIPAL OFFICE	RHT	ZONE # 5
84	BY ROOM # 9 2ND FLOOR	M	ZONE # 6
85	SOUTH STAIRWELL	S	ZONE # 6
86	IN ROOM # 24	S	ZONE # 6
87	COOKING ROOM	RHT	ZONE # 6
88	COOKING ROOM	RHT	ZONE # 6
89	HALL BY ROOM # 10	RHT	ZONE # 6
90	HALL BY ROOM # 22	RHT	ZONE # 6
91	COOKING ROOM STORAGE A	RHT	ZONE # 6

92	COOKING ROOM STORAGE B	RHT	ZONE # 6
93	BY ROOM # 9 2ND FLOOR / BOOK ROOM	RHT	ZONE # 6
94	BY ROOM # 10	RHT	ZONE # 6
95	IN ROOM # 10	RHT	ZONE # 6
96	GUIDANCE OFFICE WAITING ROOM	RHT	ZONE # 6
97	IN ROOM # 11	RHT	ZONE # 6
98	IN ROOM # 12	RHT	ZONE # 6
99	IN ROOM # 13	RHT	ZONE # 6
100	IN ROOM # 22	RHT	ZONE # 6
101	GUIDANCE OFFICE	RHT	ZONE # 6
102	COOKING ROOM STORAGE B	EOL	ZONE # 6
108	COOK ROOM # 9	B	SIG # 1
109	BY ROOM # 10	B	SIG # 1
110	BY ROOM # 14	B	SIG # 1
111	METAL SHOP ROOM # 17	B	SIG # 1
112	BY ROOM # 18	B	SIG # 1
115	GYM	B	SIG # 2
116	GYM	B	SIG # 2
117	BOILER ROOM	B	SIG # 2
118	WOOD SHOP	B	SIG # 2
119	MUSIC ROOM # 1	B	SIG # 2
120	BY ROOM # 2	B	SIG # 2
121	BY ROOM # 7	B	SIG # 2

EMERGENCY LIGHTS

Unit #	Location	# of Heads	Model
	1ST FLOOR		
	BY ROOM 2		EMERGI- LITE JML 26
	LIBRARY		EMERGI-

OFFICE LOCATION ROOM	EMERGENCY LITE PRO 2
BOYS LOCKER ROOM	EMERGI- LITE PRO 2
STAIRS TOP ADJ ROOM 9	EMERGI- LITE JML 36
BY WOOD SHOP	EMERGI- LITE JML 36
BY BACK EXIT (GYM)	EMERGI- LITE 6 PXM 36
BY STAGE (GYM)	EMERGI- LITE 6 PXM 36
BY FIRE HOSE (GYM)	EMERGI- LITE 6 PXM 36
BY BREAKER PANEL (GYM)	LITHONIA- HX SW 3 R 120
BELOW BALCONY (GYM)	LITHONIA- HX SW 3 R 120
2ND FLOOR	
ADJ STAIR TO BSMT	EMERGI- LITE JML 36
AV ROOM	LUMAGELL 3LMCEU2M 19W
BY ROOM 10	EMERGI- LITE JML 36
BY ROOM 13	EMERGI- LITE JML 36
BY ROOM 18	EMERGI- LITE JML 36
BOILER ROOM	EMERGI-

			LITE JML 36
	SPRINKLER ROOM		EMERGI- LITE JML 36
	BOILER ROOM STAIRS		EMERGI- LITE JML 36
	ADJ MAIN ENT		UNIT
	2ND FL BY 20A		AIMLITE
	TOP OF STAIRS BY 17		AIMLITE
	TOP OF STAIRS BY 9		AIMLITE
	GYM STAGE LOBBY		COMBO
	BY STAFF RM		AIMLITE
	STAGE RHS		AIMLITE
	STAGE LHS		AIMLITE
	REAR GYM STAGE		COMBO

	LOCATION: Harrietsfield Ele.	Device	Device address or circuit number
FIRE ALARM PANEL: Edwards 6500			
MANUAL PULL STATIONS			
1	FRONT ENTRANCE	M	ZONE #1
2	WEST END 1ST FLOOR BY OFFIC	M	ZONE #1
3	1ST FLOOR EAST	M	ZONE #1
4	GYM	M	ZONE #1
5	GYM	M	ZONE #1
6	FURNACE ROOM	M	ZONE #2
7	2ND FLOOR WEST	M	ZONE #2
8	2ND FLOOR EAST	M	ZONE #2
9	CENTER HALL 2ND FLOOR	M	ZONE #2
SMOKE DETECTORS			
1	EAST STAIRS	S	ZONE #2
2	WEST STAIRS	S	ZONE #2
DUCT SMOKE DETECTORS			
1	BOILER ROOM	DS	ZONE #4
2	BOILER ROOM	DS	ZONE #4
HEAT DETECTORS			
1	ELECTRICAL ROOM	RHT	ZONE #1
2	STORAGE ROOM #4	RHT	ZONE #2
3	BOILER ROOM	HT	ZONE #7
NOTIFYING DEVICES			
1	FURNACE ROOM	B	SIG #1
2	FRONT ENTRANCE	B	SIG #1
3	1ST FLOOR HALL	B	SIG #1
4	GYM	B	SIG #1
5	2ND FLOOR HALL	B	SIG #1
6	2ND FLOOR HALL	B	SIG #1
7	2ND FLOOR HALL	B	SIG #1
8	1ST FLOOR HALL	B	SIG #1
END OF LINE RESISTORS			
1	1ST FLOOR WEST	EOL	ZONE #1
2	2ND FLOOR WEST	EOL	ZONE #2
3	BOILER ROOM	EOL	ZONE #3
4	BOILER ROOM	EOL	ZONE #4

5	BOILER ROOM	EOL	ZONE #5
6	BOILER ROOM	EOL	ZONE #6
7	BOILER ROOM	EOL	ZONE #7

RELAYS

	AHU SHUT DOWN	R	
	DOOR HOLDERS	R	
	LOW AIR	SUP	6
	SPRINKLER	GU	3

EMERGENCY LIGHTING

Line #	EL UNIT Location	Remote Head	Cab. Head
1	Front Entrance(#1)		Y
2	**Front Entrance(#1)	Y	
3	Centre Hall 1ST FLOOR(#2)		Y
4	Gym, FRONT(#12)		Y
5	Gym, REAR(#13)		Y
6	East Hall 1ST FLOOR(#3)		Y
7	**East Hall 1ST FLOOR(#3)	Y	
8	East Stairs(#4)		Y
9	**East Stairs 2nd Floor(#4)	Y	
10	**East Stairs 1st Floor(#4)	Y	
11	East Hall 2nd Floor(#5)		Y
12	**East Hall 2nd Floor(#5)	Y	
13	Centre Hall 2nd Floor(#6)		Y
14	West Hall 2nd Floor(#7)		Y
15	**West Hall 2nd Floor(#7)	Y	
16	Boys Washroom 2nd Floor(#8)		Y
17	**Girls Washroom 2nd Floor(#8)	Y	
18	West Stairs(#9)		Y
19	**West Stairs 2nd Floor(#9)	Y	
20	**West Stairs 1st Floor(#9)	Y	
21	Boys Washroom 1st Floor(#10)		Y
22	**Girls Washroom 1st Floor(#10)	Y	
23	Boiler Room(#11)		Y
24	Main Doors		EXIT
25	By 206	Y	
26	In Office	Y	

Fire Door Number or Location
TOP OF WEST STAIRS
BOTTOM OF WEST STAIRS
TOP OF EAST STAIRS
BOTTOM OF EAST STAIRS

	LOCATION: Herring Cove Jr.	Device	Device address or circuit number
	FIRE ALARM PANEL: Edwards EST 3		

MANUAL PULL STATIONS

SMOKE DETECTORS

1	HALL 1ST FLOOR ACROSS FROM 101	M	Zone 1
2	HALL 1ST FLOOR	M	Zone 1
3	ART ROOM	M	Zone 1
4	HALL 2ND FLOOR	M	Zone 2
5	MAIN ENTRANCE	M	Zone 2
6	GYM EXIT	M	Zone 2
7	HALL 3RD FLOOR	M	Zone 3
8	HALL 3RD FLOOR BY ROOM 313	M	Zone 3
1	REAR STAIRWELL	S	Zone 9
2	SUPPLY STORAGE BY PRICIPAL OFFICE	S	ZONE 2
3	PAPER STORAGE BY PRINCIPAL STORAGE	S	ZONE 2
4	ELEVATOR MACHINE ROOM 108	S	ZONE 14
5	FRONT STAIRWELL	S	Zone 10

DUCT SMOKE DETECTORS

1	FAN ROOM 3RD FLOOR	DS	Zone #5
2	GYM STORAGE	DS	Zone #6

HEAT DETECTORS

1	JANITOR ROOM 131	RHT	ZONE 1
2	AV CLOSET ROOM 113	RHT	ZONE 1
3	AV SUPPLY ROOM	RHT	ZONE 1
4	STORAGE ACROSS ROOM 114	RHT	ZONE 1

5	CHEMISTRY STORAGE ROOM 119	RHT	ZONE 1
6	ART STORAGE ROOM	RHT	ZONE 1
7	WOOD VENT ROOM 121	RHT	ZONE 1
8	THEATER STORAGE ROOM 118	RHT	ZONE 1
9	SCIENCE STORAGE ROOM 120	RHT	ZONE 1
10	JANITOR OFFICE ROOM 110	RHT	ZONE 1
11	STORAGE ROOM 232	RHT	ZONE 2
12	UNDER STAGE	RHT	ZONE 2
13	JANITOR ROOM 224	RHT	ZONE 2
14	ROOM 235	RHT	ZONE 2
15	ELECTRICAL/STORAGE ROOM 228	RHT	ZONE 2
16	STORAGE ROOM 324	RHT	Zone 3
17	STORAGE ROOM 321	RHT	Zone 3
18	BOILER ROOM	HT	Zone #7

NOTIFYING DEVICES

1	HALL 1ST FLOOR	B	Sig #1
2	HALL 1ST FLOOR	B	Sig #1
3	HALL 2ND FLOOR	B	Sig #1
4	HALL 2ND FLOOR	B	Sig #1
5	HALL 3RD FLOOR	B	Sig #1
6	HALL 3RD FLOOR	B	Sig #1
7	WOOD SHOP	B	Sig #1
8	METAL SHOP	B	Sig #1
9	CAFETERIA	B	Sig #1
10	HOME EC	B	Sig #1
11	GYM	B	Sig #1

END OF LINE RESISTORS

1	WOODSHOP	EOL	Zone #1
2	GYM EXIT	EOL	Zone #2

3	WOOD STORAGE	EOL	Zone #4
4	FAN ROOM 3RD FLOOR	EOL	Zone #5
5	GYM STORAGE	EOL	Zone #6
6	BOILER ROOM	EOL	Zone #7
7	SUPPLY ROOM 108	EOL	Zone #8
8	REAR STAIRWELL	EOL	Zone #9
9	FRONT STAIRWELL	EOL	Zone #10

ELECTRICAL ROOM	S	13
ELEVATOR SHAFT.	S	15
NEW ELECT RM	B	
AHU SHUTDOWN	RLY	
KITCHEN HOOD	FS	11
PRINCIPAL STORAGE	S	2
OUTSIDE ELEC ROOM	M	

EMERGENCY LIGHTING

Location	# of Heads	Model
1ST FL FRONT STAIRS		EMERGI-LITE
1ST FL HALL BY 131		EMERGI-LITE
RM 118		LUMACELL
BY COOKING RM 114		EMERGI-LITE
RM 118		EMERGI-LITE
RM 122		EMERGI-LITE
AV RM		LUMACELL
BOILER RM		EMERGI-LITE
1ST FL ADJ 101		COMBO UNIT

ELEV LOBBY 1ST FLOOR		UNITS
2ND FL		
2ND FL FRONT STAIRS		EMERGI-LITE
BY CAFETERIA IN GYM		EMERGI-LITE
2ND FL HALL BY 232		EMERGI-LITE
2ND FL REAR STAIRS		EMERGI-LITE
GYM SIDE EXIT		EMERGI-LITE
GYM STAGE HALL BATTERY PAK		EMERGI-LITE
2ND FL ADJ KITCHEN		UNIT
CAFETERIA TO GYM		UNIT
3RD FL		
3RD FL FRONT STAIRS		EMERGI-LITE
3RD FL REAR STAIRS		AIM-LITE
3RD FL HALL BY 324		EMERGI-LITE
NEW ELECT RM		UNIT

	LOCATION: Highland Park	Device	Device address or circuit number
	FIRE ALARM PANEL: NOTIFIER		
MANUAL PULLSTATIONS			
1	MAIN ENTRANCE	M	M9
2	ROOM # 400	M	M20
3	ROOM # 404	M	M10
4	ROOM # 410	M	M14
5	ROOM # 411	M	M16
6	BY ROOM # 410	M	M15
7	STAIRS BY BOYS WASHROOM	M	M24
8	BY OFFICE ENTRANCE	M	M07
9	RESOURCE ROOM	M	M05
10	BY ROOM # 204 ENTRANCE	M	M04
11	RESOURCE ROOM	M	M30
12	LEARNING CENTER	M	M28
13	HALL ESOURCE ROOM	M	M34
14	GYM	M	M46
15	GYM SIDE ENTRANCE	M	M47
16	GYM STAGE	M	M44
17	FAN ROOM HALL	M	M48
18	BOILER ROOM	M	M54
HEAT DETECTORS			
19	CLOSET IN RM 407	HT	19
20	ROOM # 400	HT	22
21	CLOSET IN RM 406	HT	11
22	ROOM # 400 STORAGE	HT	21
23	ROOM 400 CLOSET	HT	23
24	PAINT BOOTH	HT	27
25	JANITORS ROOM BY #403	HT	2
26	GYM STORAGE	HT	49
27	PAPER STORAGE BY JANITORS RM	HT	
28	FAN ROOM	HT	51
29	BOILER ROOM	HT	53
30	BOILER ROOM	HT	52
31	STORAGE ADJ.GYM	HT	45
	PAPER RM. UNDERSTAIRS	HT	3

	ROOM 408	HT	12
	ROOM 410	HT	13
	ROOM 411	HT	17
	ROOM 409	HT	18

SMOKE DETECTORS

	OFFICE HALL	S	D54
32	GYM HALL	S	D50
33	LIBRARY	S	D41
34	LIBRARY	S	D40
35	STAIRS BY BOYS WASHROOM	S	D26
36	STAIRS BY BOYS WASHROOM	S	D25
37	STAIRS BY BOYS WASHROOM	S	D26
38	RESOURCE/LEARNING HALL	S	D29
39	RESOURCE ROOM	S	D31
40	RESOURCE ROOM	S	D32
41	HALL BEHIND ROOM RESOURCE	S	D35
42	MAIN ENTRANCE	S	D42
	MAIN ELECTRICAL ROOM	S	1

NOTIFYING DEVICES

43	BY OFFICE	B	SIG # 1
44	BY ROOM # 400	B	SIG # 1
45	BY ROOM # 404	B	SIG # 1
46	BY ROOM # 410	B	SIG # 1
47	GYM ENTRY	B	SIG # 1
48	BOILER ROOM	B	SIG # 1
49	BY SPRINKLER ROOM	B	SIG # 1
50	MUSIC ROOM	B	SIG # 1
51	LEARNING CENTRE	B	SIG # 1
52	BEHIND WOODSHOP	B	SIG # 1
53	GYM	B	SIG # 1
54	GYM	B	SIG # 1

	DOOR RELEASE	RLY	
	MAIN CONTROL #1	G/V	60
	MAIN CONTROL #2	G/V	60

EMERGENCY LIGHTS

Unit #	Location	# of Heads	Model
	BY RM 411		
	BY OFFICE		AIMLITE

	HALL @ STAIRS		
	RESOURCE 301		
	RESOURCE 301		
	BY BOYS WASHRM UPPER HALL		LUMACELL
	MAIN ENTRANCE		
	MAIN ENTR HALL		
	BY 405		
	BY 409		
	STAIRS BY BOYS WASHRM		COMBO
	ART RM 300		COMBO
	BACK WALL OF ART RM 300		COMBO
	STAIRS BY OFFICE		COMBO
	GYM HALL @ RM 102		EMERGI- LITE
	BOILER RM		
	STAIRS BOTTOM		REMOTE
	EXIT BY CARETAKERS OFFICE		LUMACELL
	IN RM 410		COMBO UNIT
	IN RM 404		COMBO UNIT
	IN RM 411		
	GYM FOYER		
	IN GYM REAR		COMBO
	IN GYM TO SIDE DOOR		COMBO
	GYM MAIN ENTR		COMBO

	GYM SIDE DOOR		COMBO
	HALL BEHIND ART RM #10		
	BY COMMUNITY RM 204		
	MAIN STAIR LANDING		
	BY RM 204		
	JANITOR'S RM		AIMLITE
	ELECTRICAL RM OFF JANITOR'S RM		
	STAIRS BY OFFICE		COMBO
	FAN RM BY GYM		AIMLITE
	GYM REAR EXIT		
	STAGE BY BREAKER PANEL		COMBO

EMERGENCY LIGHTING NOTES AND RECOMMENDATIONS		
---	--	--

1	PANEL 'A' IN ELECTRICAL ROOM CCT 2,4,5,6,7 (CUSTODIAN ROOM)	
---	---	--

	LOCATION: Inglis Street Ele.	Device	Device address or circuit number
--	-------------------------------------	---------------	---

	FIRE ALARM PANEL: MIRCON FA-300		
--	--	--	--

MANUAL PULL-STATIONS

1	BOILER ROOM	M	5
2	BY ELECTRICAL ROOM	M	2
3	BY SPRINKLER ROOM # 105	M	2
4	BY ROOM # 114 (CARETAKER'S OFFICE)	M	2
5	GYM ENTRANCE	M	6
6	BY ROOM # 206	M	6
7	BY ROOM # 212	M	6
8	GYM EXIT	M	3
9	GYM EXIT	M	3
10	BY ROOM # 308	M	7
11	BY ROOM # 315	M	7

HEAT DETECTORS

12	ELECTRICAL ROOM	HT	2
13	ELECTRICAL ROOM / PUMP ROOM	HT	2
14	ROOM # 107 / FAN ROOM	HT	2
15	ROOM # 108 / 109	HT	2
16	ROOM # 204	HT	6
17	BOILER ROOM	HT	5
18	ROOM # 311	HT	7

SMOKE DETECTORS

19	ROOM # 106	S	2
20	ROOM # 110	S	2
21	SOUTH STAIRS/By Room#315	S	4
22	NORTH STAIRS/By Room#308	S	8

EOL

25	ROOM # 204	EOL	6
26	GYM EXIT	EOL	3
27	BY SPRINKLER ROOM # 105	EOL	2
28	BY ROOM # 308	EOL	7
29	SOUTH STAIRS	EOL	4
30	NORTH STAIRS	EOL	8

31	BOILER ROOM	EOL	5
NOTIFYING DEVICES			
32	BY ROOM # 107	B	1
33	BY ROOM # 111	B	1
34	BY ROOM # 206	B	1
35	BY ROOM # 212	B	1
36	BY ROOM # 306	B	1
37	BY ROOM # 315	B	1
38	BOILER ROOM	B	1
39	GYM	B	1
SPRINKLER			
	MAIN SPRINKLER RM. G/V	SUPV	1
	SPRINKLER RM. G/V	SUPV	1
	SPRINKLER ROOM FLOW	FLOW	1
EMERGENCY LIGHTING			
Line #	EL UNIT Location	Remote Head	Cab. Head
1	Main Entrance		
2	By Room 212		
3	2nd Floor Boys Washroom		
4	Lobby to Gym		
5	Outside Lobby to Gym		
6	By Room 210		
7	By Room 208		
8	2nd Floor Back Lobby Entrance		
9	2nd Floor Back Lobby Exit		
10	2nd Floor Back Lobby Stairwell		
11	2nd Floor Girls Washroom		
12	Outside Sprinkler Room		
13	1st Floor Back Lobby Entrance		
14	By Room 104		
15	1st Floor Girls Washroom		
16	By Room 110		
17	By Room 102		
18	1st Floor Hall By Front Lobby		
19	1st Floor Front Lobby		
20	1st Floor Front Lobby Stairwell		
21	1st Floor Front Lobby Back Exit		
22	Electrical Room		
23	3rd Floor Front Stairs		
24	By Room 315		

25	3rd Floor Boys Washroom		
26	By Room 313		
27	By Room 310		
28	3rd Floor Back Lobby Entrance		
1	3rd Floor Back Lobby Stairwell		
2	3rd Floor Girls Washroom		
3	Gym		
4	Gym		
5	Gym		
6	Girls Change Room		
7	Girls Change Room Lower		
8	Boys Change Room		
9	Boys Change Room Lower		
	EMERGENCY LIGHTING NOTES AND RECOMMENDATIONS		
	Emergency light panel for most of EM lights in Panel "J" CCT#2 and 4, first Floor corridor by room 113		

		Device	Device address or circuit number
LOCATION: J.L. Ilslley			
FIRE ALARM PANEL: Edwards EST 2			
MANUAL PULL STATIONS			
1	STAGE HALL EXIT	MA	D-0220
2	CAFETERIA HALL	MA	D-0221
3	MAIN ENTRANCE	MA	D-0214
4	BOILER ROOM EXIT	MA	D-0204
5	BY ROOM 100	MA	D-0215
6	BY ROOM 153	MA	D-0203
7	BY ROOM 116	MA	D-0222
8	EXIT NEAREST TO RM 128 (IND ARTS)	MA	D-0224
9	BY ROOM 137	MA	D-0223
10	QUAD EXIT	MA	D-0206
11	CAFETERIA	MA	D-0216
12	BY GYM OFFICE RM 117	MA	D-0217
13	GYM HALL ENTRANCE	MA	D-0218
14	BY ROOM 200	MA	D-0212
15	BY ROOM 211	MA	D-0210
16	BY ROOM 216	MA	D-0209
17	BY ROOM 217	MA	D-0211
18	BY ROOM 233	MA	D-0207
19	BY ROOM 236	MA	D-0208
20	GYM BY PARKING EXIT	MA	D-0219
21	BY ROOM 300	MA	D-0213
22	BY ROOM 309	MA	D-0225
23	BY ROOM 316	MA	D-0226
24	BY ROOM 319	MA	D-0227
25	BY ROOM 330	MA	D-0231
SMOKE DETECTORS			
1	TOP STAIRS ROOM 319	SA	D-0103
2	TOP STAIRS ROOM 330	SA	D-0104
3	TOP MAIN STAIRS	SA	D-0105
4	TOP STAIRS ROOM 300	SA	D-0106
5	LIBRARY STAIRS 217	SA	D-0107
6	ELEVATOR MACHINE ROOM 1st Floor	SA	D-0108
7	ELEVATOR SHAFT	SA	D-0109
8	2ND FLOOR ELEVATOR LOBBY	SA	D-0110

9	3RD FLOOR ELEVATOR LOBBY	SA	D-0111
HEAT DETECTORS			
1	ELECTRICAL VAULT	RHTA	D-0100
2	PENTHOUSE 1 access through room 327	RHTA	D-0101
3	PENTHOUSE 2 access through room 327	RHTA	D-0102
4	ELECTRICAL ROOM	HTA	D-0230
SPRINKLER DEVICES			
1	SPRINKLER, MAIN GATE	SV	D-0232
2	SPRINKLER, RISER 1 COMM. WING	SV	D-0232
3	SPRINKLER, RISER 3 ACADEMIC	SV	D-0232
4	SPRINKLER, GYM ZONE 2	SV	D-0232
5	SPRINKLER, GYM ZONE 2	FSV	D-0233
6	SPRINKLER, COMM. WING ZONE 1	FSV	D-0234
7	SPRINKLER, ACADEMIC ZONE 3	FSV	D-0235
8	SPRINKLER, FLOW	FSP	D-0236
9	ELEVATOR MACHINE RM SPRINKLER VAL	SV	D-0238
10	ELEVATOR PIT SPRINKLER VALVE	SV	D-0239
11	ELEVATOR 3RD FLOOR	SV	D-0242
DUCT SMOKE DETECTORS			
1	PENTHOUSE 1	DS	
2	PENTHOUSE 2	DS	
3	NURSE ROOM	DS	
4	AV ROOM	DS	
5	AV ROOM	DS	
NOTIFYING DEVICES			
1	INDUSTRIAL ARTS 130	B	SIG 1
2	ROOM 151 WOODSHOP	B	SIG 1
3	BACK CAFETERIA HALL	B	SIG 1
4	CAFETERIA	B	SIG 1
5	MAIN ENTRANCE	B	SIG 1
6	BY ROOM 117	B	SIG 1
7	GYM	B	SIG 1
8	STAGE	B	SIG 1
9	BY BOILER ROOM ENTRANCE	B	SIG 1
10	BOILER ROOM	B	SIG 1
11	BY ROOM 141	B	SIG 1
12	BY ROOM 118	B	SIG 1
13	BY OFFICE	B	SIG 1
14	BY ROOM 104	B	SIG 1
15	WOODWORKING 145	B	SIG 1
16	BY ROOM 204	B	SIG 1
17	BY ROOM 211	B	SIG 1
18	BY ROOM 219	B	SIG 1

19	LIBRARY 219	B	SIG 1
20	BY ROOM 231	B	SIG 1
21	BY ROOM 237A	B	SIG 1
22	BY ROOM 241	B	SIG 1
23	BY ROOM 329	B	SIG 1
24	BY ROOM 323	B	SIG 1
25	BY ROOM 315	B	SIG 1
26	BY ROOM 309	B	SIG 1
27	BY ROOM 304	B	SIG 1

TECH NOTES:

1. PNL G #29 RM 127
2. PNLN CCT #8, KITCHEN CCT #9
3. PNL 2 GYM CCT #33, 35
4. PNL A CCT #22, CCT #21
5. PNL AA CCT #8 SPRK RM
6. SPRK RM PNL M CCT #13, CCT #35
7. DD CCT #36 BOILER RM
8. PNL E CCT #6 ADJ RM 237, PNL F CCT #35
9. PNL R CCT #19, CCT #21
10. PNL BB CCT #8

EMERGENCY LIGHTING			
Line #	EL UNIT Location	Remote Head	Cab. Head
1	Office		Y
2	By Office		Y
3	By Sprinkler Room		COMBO
4	In Room 105		Y
5	By Room 106		Y
6	By Room 101		COMBO
7	By Room 116 Double Doors		Y
8	By Elevator		Y
9	By Room 141		Y
10	By Room 141 Double Doors		Y
11	By Room 145		Y
12	By Room 151		Y
13	By Room 153		Y
14	By Room 128 Exit		COMBO
15	Boiler Room		Y
16	Boiler Room Exit		Y

17	Main Lobby		Y
18	Gym Hall from Lobby		Y
19	Exit by Gym Office		Y
20	Gym Hall Exit		Y
21	Gym Exit by Electrical Panel		Y
22	Gym Exit to Outside		Y
23	Gym Exit to Stage Hall		Y
24	Stage Hall Exit to Gym		Y
25	Exit to Outside Stage Left Corr		Y
26	Stage		Y
27	Gym Exit by Room 123		Y
28	Cafeteria		COMBO
29	Cafeteria		COMBO
30	Outside Exit in Cafeteria Hall		COMBO
1	Stairs by Room 217		Y
2	Library (Rear Entrance)		Y
3	Library		Y
4	Library Hall		Y
5	By Main Stairs #1		Y
6	By Room 205		Y
7	By Room 200		Y
8	By Room 209 Double Doors		Y
9	By Room 216 Double Doors		Y
10	By Room 218		Y
11	By Room 235		Y
12	By Room 222 Double Doors		Y
13	By Room 237		COMBO
14	By Room 241		Y
15	In Room 221		Y
16	In Room 221		Y
17	1ST FL MAIN CORR TO GYM		Y
18	1ST FL BY ROOM 117		Y
1	By Room 329		
2	Stairs by Room 329 Battery Pak		Y
3	**3rd Floor Stairs	Y	
4	**3rd Floor Stairs	Y	
5	**2nd Floor Stairs	Y	
6	**1st Floor Stairs	Y	
7	By Room 325		Y
8	By Room 321 Double Doors		Y
9	By Room 319		Y
10	Stairs by Room 319 Battery Pak		Y
11	**3rd Floor Stairs	Y	

12	**3rd Floor Stairs	Y	
13	**2nd Floor Stairs	Y	
14	**1st Floor Stairs	Y	
15	By Room 316 Double Doors		Y
16	By Room 309 Double Doors		Y
17	By Room 304		Y
18	By Room 301		Y
19	Stairs by Room 301 Battery Pak		Y
20	**3rd Floor Stairs	Y	
21	**3rd Floor Stairs	Y	
22	**2nd Floor Stairs	Y	
23	**1st Floor Stairs	Y	
24	By Room 318		Y
25	Top Main Stairs		Y
26	Main Stairs Battery Pak		Y
27	**3rd Floor Stairs	Y	
28	**3rd Floor Stairs	Y	
29	**2nd Floor Stairs	Y	
	Kitchen		Y
	Weight Rm.		
	Weight Rm.		

EMERGENCY LIGHTING NOTES AND RECOMMENDATIONS	
---	--

	BREAKER FOR EMERGENCY LIGHTS:
--	--------------------------------------

	1) SPRINKLER ROOM, PNL "A", CCT#28, PNL"AA:", CCT#8, 2) GYM PANEL, CCT#35, 3) KITCHEN, CCT#9, 4) INDUSTRIAL
--	---

	ARTS OFFICE, CCT#31, 5) BY ROOM 206, CCT#8, 6) JANITOR ROOM BY 207, CCT#8, 7) JANITOR ROOM BY 215, CCT#19.21
--	--

	8) BIOLOGY STORAGE, CCT#30, 9) CLOSET B Y 237, CCT#5, 15, 10) BY ROOM 325, PNL"F", CCT#19,
--	--

		Device	Device address or circuit number
	LOCATION: Fleming Tower		
	FIRE ALARM Panel: Edwards 6604		
	MAIN ENTRY(SOUTH WING)	M	ZN2
	LEFT ENTRY	M	ZN2
	RIGHT ENTRY(NORTH WING)	M	ZN3
	BOILER ROOM	M	ZN3
	LEFT CORRIDOR	SI	ZN2
	MAIN ENTRY(SOUTH WING)	SI	ZN3
	LEFT CORRIDOR	SI	2
	RIGHT CORRIDOR ,FAR END	SI	ZN3
	BOILER ROOM	HT	ZN3
	LEFT CORRIDOR	B	SIG 1
	CORRIDOR BY BOILER ROOM	B	SIG 1
	RIGHT CORRIDOR	B	SIG 1
	Fire Door Location		
	LEFT CORRIDOR		
	MAIN ENTRY TO GYM		
	CENTER CORRIDOR		
	RIGHT EXIT		

EMERGENCY LIGHTING	
#	EL UNIT Location
1	RIGHT EXIT
2	MAIN ENTRY
3	MAIN ENTRY TO GYM
4	GYM LEFT
5	GYM RIGHT
6	LEFT EXIT

		Device	Device address or circuit number
	LOCATION: John W. MacLeod		
	FIRE ALARM PANEL: Edwards 6500		

MANUAL PULL STATIONS

1	MAIN ENTRY BY STAFF ROOM	M	ZONE 1
2	BY ROOM 16	M	ZONE 1
3	BY ROOM 12	M	ZONE 1
4	GYM BY STAGE	M	ZONE 1
5	BEHIND GYM BY ROOM 37	M	ZONE 1
6	BY ROOM 19	M	ZONE 1
7	GYM BACK EXIT	M	ZONE 1
8	MUSIC ROOM 201	M	ZONE 9
9	ROOM 203	M	ZONE 9
10	BY ROOM 30	M	ZONE 2
11	BY SPRINKLER ROOM	M	ZONE 2
12	BY ROOM 26	M	ZONE 2
13	BASEMENT BY ROOM 36	M	ZONE 2
14	BY ROOM 20	M	ZONE 2

SMOKE DETECTORS

1	GYM RAMP	S	ZONE 5
2	TOP OF STAIRS BY MUSIC ROOM	S	ZONE 8

SPRINKLER DEVICES

1	DRY SYSTEM #2 FLOW ALARM	FSP-1	ZONE 3
2	DRY SYSTEM #2 MAIN CONTROL VAL	SV	ZONE 3
3	DRY SYSTEM #1 FLOW ALARM	FSP	ZONE 4
4	DRY SYSTEM #1 MAIN CONTROL VAL	SV	ZONE 4

DUCT SMOKE DETECTORS

1	FAN ROOM 48 FRONT	DS	ZONE 6
2	FAN ROOM 48 REAR	DS	ZONE 7

NOTIFYING DEVICES

1	MUSIC ROOM 201	B	SIG 2
2	BY LIBRARY	B	SIG 2
3	BY ROOM 16	B	SIG 2
4	BY ROOM 19	B	SIG 2
5	BY ROOM 12	B	SIG 2
6	GYM	B	SIG 2

7	BY ROOM 36	B	SIG 2
8	BY ROOM 30	B	SIG 2
9	BY ROOM 26	B	SIG 2
10	BY ROOM 20	B	SIG 2
11	OUTSIDE MAIN ENTRANCE	B	SIG 2

END OF LINE RESISTORS

1	BY ROOM 20	EOL	ZONE 2
2	SPRINKLER ROOM	EOL	ZONE 4
3	SPRINKLER ROOM	EOL	ZONE 3
4	MUSIC ROOM 201	EOL	ZONE 9
5	TOP OF STAIRS BY MUSIC ROOM	EOL	ZONE 8
6	BY ROOM 19	EOL	ZONE 1
7	BY ROOM 20	EOL	SIG 2
8	FAN ROOM 48	EOL	ZONE 7
9	FAN ROOM 48	EOL	ZONE 6
10	GYM RAMP	EOL	ZONE 5

EMERGENCY LIGHTING

Line #	EL UNIT Location	Remote Head	Cab. Head
1	BY LIBRARY		
2	BY ROOM 17		
3	GYM STAIRWELL		
4	GYM STORAGE #4		Y
5	GYM	Y	
6	GYM RAMP BY GIRLS W/R	Y	
7	GYM RAMP BY BOYS W/R	Y	
8	GYM RAMP BY 123	Y	
9	HALL BY MUSIC RM STAIRS	Y	
10	BOTT RM 46 STAIRS	Y	
12	BOILER ROOM BATT PACK		Y
13	BY BOILER ROOM	Y	
14	IN BOILER ROOM	Y	
15	BY ROOM 30	Y	
16	BOTT GYM RAM	Y	
17	BY ROOM 25	Y	
18	BY ROOM 21		Y
19	BY ROOM 35		Y
20	BOOK STORAGE RM 37		Y
21	OUTSIDE BOOK STO ROOM	Y	
22	STAIRWELL BY BOOK STORE	Y	
23	MUSIC RM STORAGE 47		Y

24	MUSIC ROOM	Y	
25	ROOM 46	Y	
26	OUTSIDE RM 46	Y	
27	ELECTRICAL RM IN ART RM		Y
28	GYM REAR(HIGH)		Y
29	BY STAIRS 102	Y	
30	BY PS#12 GYM	Y	
31	SOUTHWEST Gym		Y
32	Stairs to Gym		Y
33	Left of Stage		Y
34	Northwest Gym		Y
35	Boiler Rm.		Y

	LOCATION: Joseph Howe	Device	Device address or circuit number
FIRE ALARM PANEL: Edwards			
MANUAL PULL STATIONS			
1	LOWER CORR SOUTH EXIT BY GYM + EOL	M	ZONE#6
2	DAYCARE CORR NORTH	M	ZONE#7
3	DAYCARE CORR SOUTH +EOL	M	ZONE#7
4	HALIFAX COMM LIVING RM 127 SIDE EXIT+e	M	ZONE#8
5	GYM SIDE WALL	M	ZONE#9
6	GYM	M	ZONE#9
7	MAIN ENTRANCE	M	ZONE#10
8	MAIN ENTRANCE LOWER +EOL	M	ZONE#10
9	LOWER OFFICE HALL NEAR EXIT BY 104+ec	M	ZONE#11
10	UPPER HALL LIBRARY AREA BY 204 + EOL	M	ZONE#12
11	UPPER HALL LIBRARY AREA BY 220 STAFF	M	ZONE#12
12	BOILER ROOM + EOL	M	ZONE#13
SMOKE DETECTORS			
1	STAIR 1 BY ROOM 210(pre school area) + EOL	SI	ZONE#1
2	STAIR 2 BY LADIES W/RM(pre school area)+e	SI	ZONE#2
3	STAIR 3 BY MAIN ENTRANCE	SI	ZONE#3
4	STAIR 4 BY STAFF ROOM	SI	ZONE#4
5	STAIR 5 BY ROOM 202	SI	ZONE#5
HEAT DETECTORS			
2	BOILER ROOM	HT	ZONE#15
SPRINKLER DEVICES			
1	SPRINKLER	PS	ZONE#14
3	SPRINKLER	TS	ZONE#17
NOTIFYING APPLIANCES			
1	PRIMARY/GRADE ONE	B	SIG#1
2	2ND FLOOR NORTH HALL (UPPER)	B	SIG#1
3	2ND FLOOR NORTH HALL (LOWER)	B	SIG#1
4	MAIN LOWER	B	SIG#1
5	MAIN UPPER	B	SIG#1
6	1ST FLOOR BY GYM	B	SIG#1
7	GYM	B	SIG#1
8	2ND FLOOR BY GYM	B	SIG#1
9	2ND FLOOR BY GYM	B	SIG#1
10	BOILER ROOM	B	SIG#1

EMERGENCY LIGHTING

Location	# of Heads	Model	C
MAIN LOBBY			
BY ADMIN OFFICE			
CORRIDOR BY GIRL'S WASHROOM			
WALL BY ROOM 114			
CORRIDOR BY ROOM 104			
PANEL "B" CCT. 24			
GYM SIDE WALL 1 CLOSET TO STAGE			
GYM BACK EXIT			
GYM SIDE WALL 2 BY CORNER			
GYM CORRIDOR BY ROOM 128			
GYM CORRIDOR BY ROOM 145			
CORRIDOR BY ELO ROOM		REMOTE	
MAIN FLOOR/CENTRE STAIRS			
HALIFAX COM M. LIVING ROOM 127 SIDE EXIT			
PANEL "D" CCT 11			
DAYCARE CORRIDOR BY 224 WASHROOM			
DAYCARE CORRIDOR BY PLAY ROOM			
PANEL "C" CCT. 34			
2ND FLOOR LOWER BY 203			
2ND FLOOR UPPER BY 220			
BOILER ROOM BACK			
BOILER ROOM BOTTOM STAIR			
PANEL "E" CCT 24/18			
GYM RIGHT STAIR TO STAGE			

LUNCH ROOM EXIT TO LOBBY		
LEFT STAGE STAIR		
STAIRS TO DAYCARE		
CORRIDOR BY RM 128	2	COMBO
BOILER ROOM		COMBO
STORAGE BY GYM		EXIT
STAGE		COMBO

EMERGENCY LIGHTING NOTES AND RECOMMENDATIONS

The Breaker for the Main Lobby Emergency Light is located in Panel " A" and is breaker # 30. There are other plugs on this breaker as well.

LOCATION: LeMarchant-St. Thomas
FIRE ALARM PANEL: Notifier
FIRE ALARM DEVICES

Location Description	Device	Model	Address
----------------------	--------	-------	---------

MAIN SCHOOL

MAIN ENTRANCE	M	IM025	
BOTTOM OF STAIR BY 129	S		D13
IN RM 116	S		ID 027
IN RM 117	S		ID 028
IN RM 118	S		ID 029
BOTTOM SOUTH STAIRS	M		IM030
TOP OF STAIR 4	S		ID 012
TOP OF SOUTH STAIRS	M		IM 011
TOP OF SOUTH STAIRS	S		ID 008
TOP OF NORTH STAIRS	S		ID 002
TOP OF CENTRE STAIRS	S		ID 006
VESTIBULE 107	S		ID 013
CORRIDOR 102	S		ID 014
CORRIDOR 202	S		ID 016
TOP OF NORTH STAIRS	M		IM 001
TOP OF CENTRE STAIR	M		IM 005
NORTH STAIR 1ST FL	M		IM 016

HORNS

BY 106	H		
BY MAIN OFFICE	H		
BY 118	H		
IN 2ND FLR MUSIC RM	H		
BY 225	H		
BY 212	H		
IN 212	H		
BY 205	H		

ANNEX			
BY MAIN STAIRS	M		IM 040
BY 204	S		IM 040

BY 204	S		IM 040
BY ANNUNCIATOR	M		IM 040
IN ROOM B205	S		IM 040
BY REAR STAIRS	M		IM 040
OIL TANK ROOM	HT		OM 040
LOBBY 201	S		ID015

EMERGENCY LIGHTS

Unit #	Location	# of Heads	Model
	MAIN AREA EXIT		UNIT
	MAIN AREA ENTRANCE		REMOTE X 2
	STAIR BY MAIN ENTRANCE		UNIT + REMOTE
	BY 103		REMOTE
	GIRLS WASHROOM		REMOTE
	BY 106		UNIT
	BY 108		REMOTE
	BY 108 EXIT		REMOTE
	BY 110		UNIT
	STAIR TO ANNEX		UNIT + REMOTE
	TOP OF ANNEX STAIR		REMOTE
	BY B203		REMOTE
	BY REAR STAIR		REMOTE
	BY B201		UNIT
	ANNEX SERVER ROOM		UNIT
	IN STAIRS BY ANNUNCIATOR		REMOTE
	STAIRS TO LOWER LEVEL		UNIT
	BY B102		REMOTE

	BY BACK DOOR		UNIT
	BY BOYS WSHRM AND REMOTE		UNIT
	BY B103		REMOTE
	MAIN OFFICE		UNIT + REMOTE
	BY 125		REMOTE
	BY 122		REMOTE
	BY PANEL B		REMOTE
	BOTTOM OF STAIRS		REMOTE
	TOP OF STAIRS		UNIT
	BY 218		REMOTE
	MUSIC ROOM		UNIT
	BY 225		UNIT
	BY 227		REMOTE
	BY RAMP		UNIT
	BY RAMP		REMOTE
	TOP CENTRE STAIRS		REMOTE
	BY 211		REMOTE
	BY 205		UNIT
	BY 208		REMOTE
	REAR STAIRS		UNIT IN CEILING
	TOP OF STAIRS BY LUNCH RM		UNIT

	LOCATION: Oxford	Device	Device address or circuit number
	FIRE ALARM PANEL: Edwards EST 2		
1	Gym back exit	M	214
2	West stairwell Willow Street	M	220
3	Basement Hall by Washroom	M	205
4	North East entry North Street	M	217
5	2nd Floor hall by Washroom	M	206
6	Gym East Side	M	213
7	Gym West Side	M	212
8	Community Main Entry	M	221
9	2nd Floor East Hall	M	218
10	2nd Floor Center Hall	M	207
11	2nd Floor West Hall	M	208
12	3rd Floor East Hall	M	219
13	3rd Floor Hall by Washroom	M	211
14	3rd Floor Center Hall	M	210
15	3rd Floor West Hall	M	209
	SMOKE DETECTORS		
16	3rd Floor East Stairwell	SA	102
17	3rd Floor Center Stairwell	SA	105
18	3rd Floor West Stairwell	SA	104
19	2nd Floor West Stairwell	SA	101
20	2nd Floor Community Stairwell	SA	103
BELLS			
21	By Room # 110	B	SIG
22	By Room # 206	B	SIG
23	By Room # 213	B	SIG
24	By Room # 309	B	SIG
25	By Room # 313	B	SIG
	Gym	B	SIG
	By ROOM 302	B	SIG
EMERGENCY LIGHTING			

Location	# of Heads	Model	Ci
BSMT ADJ 102	2	COMBO	

AT BOILER ROOM	2	EMERGI LITE
BSMT AT CTR STAIR	2	COMBO
BSMT AT CTR STAIR	2	COMBO
BSMT AT 105	2	COMBO
BSMT AT 110	2	UNIT
BOYS WR BSMT	2	LUMACELL
ADJ RM 114	2	COMBO
FEMALE WR	2	LUMACELL
1ST FLOOR ADJ 205	2	COMBO
1ST FLOOR ADJ 207	2	COMBO
1ST BOYS WR	2	UNIT
1ST GIRLS WR	2	UNIT
1ST DOOR AT 207	2	COMBO
1ST ADJ F/A	2	COMBO
1ST ADJ STAIR W F/A	2	UNIT
3RD FLR AT NORTH STAIR	2	COMBO
BOYS WR	2	EMERGI LITE
ADJ BOYS WR	2	
GIRLS WR	2	
CTR AT 313	2	
CTR AT 312	2	
CTR AT 305	2	
GIRLS WR	2	

BOYS WVR	2	
EXIT ADJ 301	2	
BASEMENT AT 115		
TOP 3RD STAIR ADJ F/A		REMOTE
1ST ADJ ROOM 219	2	COMBO
1ST BOYS WVR	2	UNIT
1ST GIRLS WVR	2	UNIT
1ST ADJ BOYS WVR	2	UNIT
1ST ADJ BOYS WVR	2	UNIT
1ST ADJ OFFICE	2	COMBO
1ST ADJ 210	2	COMBO
1ST ADJ GUIDANCE	2	COMBO
1ST TEACHERS WVR	2	UNIT
GYM AT FAR DOOR	2	COMBO
GYM AT OFFICE HALL	2	COMBO
STAGE	2	UNIT
GYM DOOR AT SIDE STAFF	2	COMBO
2ND FLR EXIT ADJ 219		COMBO
ADJ BOYS WVR		EMERGI- LITE
NORTH ST EXIT		COMBO
EXIT ADJ 201		COMBO

	LOCATION: Rockingstone Heights	Device	Device address or circuit number
--	---------------------------------------	---------------	---

FIRE ALARM PANEL:Edwards 6500

MANUAL PULL STATIONS

1	BOILER ROOM	M	ZONE # 2
2	BY ROOM 105	M	ZONE # 3
3	BY LIBRARY	M	ZONE #4
4	BY ROOM 204	M	ZONE # 4
5	MAIN ENTRANCE BY LOBBY	M	ZONE #3
6	BY SPRINKLER ROOM	M	ZONE # 3
7	BY 301	M	ZONE # 5
8	BY 304	M	ZONE # 5
9	GYM	M	ZONE # 6
10	GYM	M	ZONE # 6

SMOKE DETECTORS

1	ELECTRICAL ROOM	S	ZONE # 2
2	SOUTHSTAIRWELL	S	ZONE # 9
3	NORTHSTAIRWELL	S	ZONE#1 0

DUCT SMOKE DTECTORS

1	MECHANICAL RM ABOVE GYM STAGE	DS	ZONE # 7
---	----------------------------------	----	-------------

NOTIFYING DEVICES

1	BOILER ROOM	B	SIG #1
2	GYM	B	SIG #1
3	GYM	B	SIG #1

4	MAIN ENTRANCE	B	SIG #1
5	MAIN OFFICE	B	SIG #1
6	BY ROOM #104	B	SIG #1
7	BY ROOM#200	B	SIG #1
8	BY ROOM # 203	B	SIG #1
9	BY ROOM # 302	B	SIG #1
10	BY ROOM # 305	B	SIG #1
11	2ND FLOOR TEACHERS ROOM	B	SIG #1
SPRINKLER DEVICES			
1	SPRINKLER	FS	1
2	SPRINKLER	G/V	1
RELAY			
	AHU SHUT DOWN	RLY	

Fire Door Number or Location
BY MAIN ENTRANCE
1ST FLOOR BY GIRLS W/ROOM
2ND FLOOR BY ROOM 204
2ND FLOOR NEAR STAFF ROOM
2ND FLOOR NEAR STAFF ROOM
3RD FLOOR BY ED ROOM
3RD FLOOR NEAR GUIDANCE ROOM
3RD FLOOR NEAR ROOM 308

EMERGENCY LIGHTING

Location	# of Heads	Model
GYM BY MAIN LOBBY		
GYM BY STAGE EXIT		COMBO
BY RM 36		
BOYS SHOWER		UNIT
GIRLS SHOWER		UNIT
BOILER RM		COMBO
BY RM 106		
EXIT BY SPRINKLER RM		
DOUBLE DOORS BY GIRLS WASHRM		COMBO
1ST FL JANITOR'S RM		UNIT
2ND FL BY LIBRARY		COMBO

		UNIT
2ND FL BY 208		COMBO UNIT
3RD FL BY 308		COMBO UNIT
3RD FL HALLWAY @ FIRE DOORS		COMBO UNIT
ELECTRICAL RM		
MAIN ENTR		
1ST FL BY OFFICE		
2ND FL HALLWAY @ DOUBLE DOORS		COMBO
3RD FL @ FIRE DOOR		REMOTE
3RD FL @ FIRE DOOR		REMOTE
3RD FL @ 309		COMBO
STAIR #1 TOP		REMOTE
STAIR #1 2ND FL		REMOTE
STAIR #1 1ST FL		REMOTE
2ND FL @ FIRE DOORS		UNIT
2ND FL @ FIRE DOORS		UNIT
2ND FL @ AV MUSIC 209		UNIT
STAIR 2 TOP		REMOTE
STAIR 2 2ND FL		REMOTE
STAIR 2 1ST FL		REMOTE
SPRINKLER RM		UNIT
JAN RM		UNIT
3RD FLOOR BY 309		REMOTE
BY 103		UNIT
GYM OFFICE		UNIT

	LOCATION: Saint Mary's	Device	Device address or circuit number
	FIRE ALARM PANEL: Edwards 6500		
MANUAL PULL STATIONS			
1	GYM	M	Zone #3
2	By Gym Office	M	Zone #3
3	BASEMENT BY SIDE STAIRS	M	Zone #5
4	BASEMENT BY SIDE EXIT	M	Zone #5
5	BASEMENT BY BACK STAIRS	M	Zone #5
6	SIDE EXIT LEFT	M	Zone #6
7	MAIN ENTRANCE	M	Zone #7
8	TOP OF STAIRS BY OFFICE	M	Zone #7
9	TOP OF STAIRS BACK	M	Zone #7
10	RM 208	M	6
11	RM 206	M	6
12	RM 205	M	6
12	RM	M	6
SMOKE DETECTORS			
1	GYM Electrical Room	S	Zone #3
2	BACK TOP OF STAIRS	S	Zone #8
3	TOP OF SIDE STAIRS	S	Zone #8
HEAT DETECTORS			
1	BOILER ROOM	HT	Zone #4
NOTIFYING DEVICES			
1	BY OFFICE	B	Sig #1

2	SIDE HALL UPPER FLOOR	B	Sig #1
3	BACK HALL UPPER FLOOR	B	Sig #1
4	BASEMENT	B	Sig #2
5	BASEMENT	B	Sig #2
6	GYM	B	Sig #2

END OF LINE RESISTORS

1	SPRINKLER	EOL	Zone #1
2	SPRINKLER	EOL	Zone #2
3	GYM	EOL	Zone #3
4	BOILER ROOM	EOL	Zone #4
5	BASEMENT BY BACK STAIRS	EOL	Zone #5
6	SIDE EXIT LEFT	EOL	Zone #6
7	TOP OF STAIRS BACK	EOL	Zone #7

EMERGENCY LIGHTING

Location	# of Heads	Model	Circuit #
MAIN ENTRANCE		PXM 18 EMERGI LITE	STANPRO
SIDE HALL BY ROOM 205		PXM 18 EMERGI LITE	
TOP BACK STAIRS BY ROOM 203		6 PXM 36 EMERGI - LITE	STANPRO
BOTTOM BACK STAIRS BY ROOM 113		6 PXM 36 EMERGI - LITE	
BOTTOM SIDE STAIRS BY REAR EXIT		6 PXM 36 EMERGI - LITE	
GYM FRONT		6 PXM 36 EMERGI - LITE	
TOP BACK CORRIDOR		6 PXM 36 EMERGI - LITE	
GYM SIDE		6 PXM 36 EMERGI - LITE	

GYM BACK		PXM 36 EMERGI LITE	
PORTABLE		UNIT	
PORTABLE		UNIT	
PORTABLE		EXIT	
PORTABLE		EXIT	
CLASS RM 206		UNIT	
CLASS RM 205		UNIT LUMACELL	
BOILER RM		UNIT	
BOTTOM STAIRS BY GIRLS WASHROOM			STANPRO
MIDDLE SIDE STAIRS			STANPRO

	LOCATION: Sambro Ele.	Device	Device address or circuit number
FIRE ALARM PANEL: Mircom FX100			
MANUAL PULL STATIONS			
1	MAIN ENTRANCE	M	ZN 6
2	MAIN ENTRANCE HALL	M	ZN 6
3	1ST FLOOR REAR EXIT	M	ZN 6
4	2ND FLOOR REAR EXIT	M	ZN 5
5	2ND FLOOR ABOVE MAIN ENTRANCE	M	ZN 5
6	MAIN HALL OLD SECTION	M	ZN 3
7	GYM ENTRY	M	ZN 3
8	BASEMENT EXT.		
9	BY ROOM 103		
SMOKE DETECTORS			
1	STAIRWELL FRONT	SI	ZN 1
2	STAIRWELL REAR	SI	ZN 2
3	BASEMENT Rt.	SI	1
4	BASEMENT LEFT	SI	6
HEAT DETECTORS			
1	ROOM FRONT OF GYM BY STAGE	HT	ZN 3
2	RM FRONT OF GYM LEFT OF EXIT DOOR	HT	ZN 3
3	ROOM FRONT OF GYM 100 B / Gym Office	RHT	ZN 3
4	GYM EQUIPMENT ROOM	HT	ZN 3
5	BOILER ROOM	HT	ZN 4
6	CUSTODIAN ROOM	HT	ZN 6
7	KITCHEN	HT	ZN 5
8	CARETAKER OFFICE 106	RHT	ZN 6
9	RM 113 STORAGE	HT	ZN 6
10	RM 116 ELECTRICAL RM IN LIBRARY	HT	ZN 6
NOTIFYING DEVICES			
1	1ST FLOOR FRONT BY RM 110	B	SIG 1
2	1ST FLOOR REAR	B	SIG 1
3	2ND FLOOR FRONT	B	SIG 1
4	2ND FLOOR REAR BY 207	B	SIG 1
5	MAIN HALL OLD SECTION	B	SIG 1

6	MAIN ENTRANCE	B	SIG 1
7	GYM ENTRANCE	B	SIG 1
END OF LINE RESISTORS			
1	STAIRWELL FRONT	EOL	ZN 1
2	STAIRWELL REAR	EOL	ZN 2
3	GYM ENTRY	EOL	ZN 3
4	2ND FLOOR ABOVE MAIN ENTRANCE	EOL	ZN 5
5	MAIN ENTRANCE	EOL	ZN 6
6	GYM ENTRANCE	EOL	SIG 1

FIRE DOORS
MAIN ENTRY
FOYER BY FACP
MAIN LEVEL CORRIDOR FRONT
MAIN LEVEL CORRIDOR REAR
CENTRE
LEVEL 2 BY KITCHEN
LEVEL 2 REAR CORRIDOR

EMERGENCY LIGHTS

Location	# of Heads	Model
FRONT ENTRANCE HALL (#2)		
1ST FLOOR WEST (#7)		
1ST FLOOR EAST (#8)		
GYM (#3)		
WEST STAIR (#6)		
EAST STAIR (#4)		
2ND FLOOR (#5)		
EXIT ADJ 114		EMERGI LITE
GIRLS WASHROOM		UNIT

BOYS WASHROOM

UNIT

Fire Door Number or Location

MAIN ENTRY

FOYER BY FACP

MAIN LEVEL CORRIDOR FRONT

MAIN LEVEL CORRIDOR REAR

INTERMEDIATE LEVEL BY LEARN CTR

LEVEL 2 BY KITCHEN

LEVEL 2 REAR CORRIDOR

	LOCATION: Sir Charles Tupper	Device	Device address or circuit number
FIRE ALARM PANEL:Edwards 6500			
MANUAL PULL-STATIONS			
1	GYM	M	ZONE 4
2	GYM	M	ZONE 4
3	BY GYM BALCONY	M	ZONE 5
4	BY STAFF WASHROOM	M	ZONE 6
5	BY ROOM # 8	M	ZONE 6
6	BY ROOM # 1	M	ZONE 6
7	BY ROOM # 5	M	ZONE 6
8	BY ROOM # 3	M	ZONE 5
9	BY ROOM # 2	M	ZONE 5
10	BY ROOM # 11	M	ZONE 5
11	MUSIC ROOM	M	ZONE 2
12	BOTTOM OF CENTRE STAIRWELL	M	ZONE 5
13	FRONT ENTRANCE	M	ZONE 5
14	BY GRADE PRIMARY ROOM	M	ZONE 5
15	BOILER ROOM	M	ZONE 3
16	ART ROOM	M	ZONE 2
17	BY TEACHERS ROOM BASEMENT	M	ZONE 2
HEAT DETECTORS			
18	TEACHERS STR NEXT SPRINKLER RM	HT	ZONE # 6
19	BOILER ROOM	HT	ZONE # 3
20	KITCHEN IN GYM	HT	ZONE # 4
21	2ND FLOOR KITCHEN	HT	ZONE # 6
SMOKE DETECTORS			
22	NORTH STAIRWELL	S	ZONE #1
23	NORTHEAST STAIRWELL	S	ZONE #7
24	SOUTHEAST STAIRWELL	S	ZONE # 8

25	SOUTHWEST STAIRWELL	S	ZONE # 9
----	---------------------	---	-------------

EOL

26	ROOM # 204	EOL	ZONE # 4
27	GYM EXIT	EOL	ZONE # 5
28	BY SPRINKLER ROOM # 105	EOL	ZONE # 3
29	BY ROOM # 308	EOL	ZONE # 6
30	SOUTH STAIRS	EOL	ZONE # 7
31	NORTH STAIRS	EOL	ZONE # 8
32	BOILER ROOM	EOL	ZONE # 2

NOTIFYING DEVICES

33	HALLWAY BY ROOM 2	B	SIG # 1
34	HALLWAY BY ROOM 9	B	SIG # 1
35	HALLWAY BY ROOM 12	B	SIG # 1
36	2ND FLOOR HALLWAY BY ROOM 6	B	SIG # 1
37	GYM	B	SIG # 1
38	BOILER ROOM	B	SIG # 1
39	BASEMENT NEAR CUSTODIAN OFFICE	B	SIG # 1
40	NEXT TO SPRINKLER ROOM	B	SIG # 1

SPRINKLER

	SPRINKLER RM.	TAMPER	1
	SPRINKLER RM.	TAMPER	1
	SPRINKLER RM.	FLOW	1
	SPRINKLER RM.	EOL	1

EMERGENCY LIGHTING

Location	# of Heads	Model
MAIN ENT TO GYM	2	LUMACELL
GYM LEFT #10	2	EMERGI-LITE
GYM RIGHT #11	2	EMERGI-LITE

GYM MAIN ENT #12	2	EMERGI-LITE
FOYER ADJ TO GYM FR HALL	2	LITHONIA
3RD FL RESOURCE RM	2	EMERGI-LITE
ADJ RESOURCE RM	2	REMOTE
3RD FL HALL ADJ RM 7	2	REMOTE
FOYER BY BOILER RM	2	LITHONIA
ART ROOM	2	LUMACELL COMBO
ENT BY BALCONY	2	EMERGI-LITE COMBO
BY OFFICE NEAR STAIRS	2	REMOTE
HALL BY RM 2 (1)	2	LUMACELL
HALL BY RM 2 (2)	2	REMOTE
BSMT ADJ MAINT OFF	2	COMBO UNIT
BSMT STAIR ADJ SPK RM	2	COMBO UNIT
MUSIC ROOM	2	
ON STAGE	2	AIMLITE
NEAR GYM STAGE EXIT	2	COMBO
OUTSIDE	2	AIMLITE

OUTSIDE CUSTODIAN ROOM	2	AIMLITE
OUTSIDE CUSTODIAN RM BOTTOM STAIR	2	COMBO
BASEMENT BOYS WASHROOM	2	AIMLITE
BASEMENT GIRLS WASHROOM	2	AIMLITE
ABOVE GYM ENTRANCE NEAR MAIN ENTRANCE	2	AIMLITE
BOILER ROOM	2	AIMLITE
OUTSIDE OFFICE	2	COMBO
OUTSIDE OFFICE	2	REMOTE
2ND FLOOR BY STAIR	2	REMOTE
2ND FLOOR BY STAIR	2	REMOTE
2ND FLOOR BY ROOM 4	2	REMOTE
3RD FLOOR BY STAIR	2	REMOTE
3RD FLOOR BY STAIR	2	REMOTE
3.5 FLOOR ABOVE RM 12	2	AIMLITE
3RD FLR CENTRAL CORRIDOR	2	AIMLITE

	LOCATION: Springvale	Device	Device address or circuit number
--	-----------------------------	---------------	---

FIRE ALARM PANEL:Edwards 6500

MANUAL PULL STATIONS

1	1ST FLOOR BY ROOM 101	M	ZONE 1
5	1ST FLOOR BY ROOM 109	M	ZONE 3
2	ROOM 102 / Inside Rm 102	M	ZONE 1
3	1ST FLOOR BOTTOM CENTRE STAIRS	M	ZONE 1
4	BOILER ROOM	M	ZONE 2
6	2ND FLOOR BY ROOM 201	M	ZONE 5
7	2ND FLOOR CENTRE	M	ZONE 5
8	2ND FLOOR BY ROOM 211	M	ZONE 6
9	GYM	M	ZONE 7
10	GYM RIGHT OF STAGE	M	ZONE 7
11	GYM LEFT OF STAGE	M	ZONE 7
12	3RD FLOOR BY 301	M	ZONE 8
13	3RD FLOOR BY CENTRE STAIRS	M	ZONE 8
14	3RD FLOOR BY ROOM 313	M	ZONE 9

SMOKE DETECTORS

1	TOP OF STAIRS BY ROOM 301	S	ZONE 8
2	TOP OF CENTRE STAIRS	S	ZONE 8

3	TOP OF STAIRS BY ROOM 313	S	ZONE 9
HEAT DETECTORS			
1	BOILER ROOM	HT	ZONE 2
2	ELECTRICAL ROOM	RHT	ZONE 2
3	ROOM 101	RHT	ZONE 1
4	ROOM 102 BY RAMP	RHT	ZONE 1
5	ROOM 102	RHT	ZONE 1
6	ROOM 103	RHT	ZONE 1
7	ROOM 103 BY SINK	RHT	ZONE 1
8	1ST FLOOR HALL BY ROOM 103	HT	ZONE 1
9	ROOM 104 BAND ROOM BY OFFICE	RHT	ZONE 3
10	ROOM 104 BAND ROOM	RHT	ZONE 3
11	STORAGE #1 LEV 1(#1)	RHT	ZONE 3
12	STORAGE #1 LEV 1(#2)	RHT	ZONE 3
13	STORAGE #1 LEV 1(#3)	RHT	ZONE 3
14	HEADQUARTER STORAGE BY ENTRY	RHT	ZONE 3
15	HEADQUARTER STORAGE	RHT	ZONE 3
16	ROOM 105	RHT	ZONE 3
17	ROOM 107	HT	ZONE 3
18	1ST FLOOR HALL BY ROOM 107	HT	ZONE 3
19	ROOM 109	RHT	ZONE 3
20	ROOM 106 BY ENTRY	RHT	ZONE 4

21	ROOM 106	RHT	ZONE 4
22	ROOM 201	RHT	ZONE 5
23	ROOM 202	RHT	ZONE 5
24	ROOM 203	RHT	ZONE 5
25	ROOM 204	RHT	ZONE 5
26	2ND FLOOR HALL BY ROOM 204	HT	ZONE 5
27	ROOM 205	RHT	ZONE 5
28a	PRINCIPALS OFFICE WAIT ROOM CLST	RHT	ZONE 5
28	PRINCIPALS OFFICE	HT	ZONE 6
29	CORRIDOR BETWEEN OFFICES	RHT	ZONE 6
30	PRINCIPALS WAITING ROOM	RHT	ZONE 6
31	SECRETARY'S OFFICE	RHT	ZONE 6
32	ROOM 209	RHT	ZONE 6
33	2ND FLOOR JANITORS ROOM	RHT	ZONE 6
34	2ND FLOOR HALL BY 209	RHT	ZONE 6
35	ROOM 211	RHT	ZONE 6
36	GYM CEILING	HT	ZONE 7
37	GYM CEILING	HT	ZONE 7
38	GYM CEILING	HT	ZONE 7
39	GYM CEILING	HT	ZONE 7
40	GYM STORAGE - RIGHT/OFFICE	RHT	ZONE 7
41	GYM STORAGE - LEFT	RHT	ZONE 7

43	GYM BALCONY	RHT	ZONE 7
44	BALCONY STORAGE	RHT	ZONE 7
45	BALCONY STORAGE	RHT	ZONE 7
46	ROOM 301	RHT	ZONE 8
47	3RD FLOOR LIBRARY, LEFT SIDE	RHT	ZONE 8
48	3RD FLOOR LIBRARY, RIGHT SIDE	RHT	ZONE 8
49	ROOM 304	RHT	ZONE 8
50	ROOM 305	RHT	ZONE 8
51	3RD FLOOR HALL BY ROOM 305	HT	ZONE 8
52	3RD FLR UTILITY RM BY STAFF WASHRM	RHT	ZONE 8
53	3RD FLOOR BOOK ROOM STORAGE	RHT	ZONE 8
54	ROOM 308 CARETAKERS OFFICE	RHT	ZONE 9
55	ROOM 309 OFFICE	RHT	ZONE 9
56	ROOM 309 OFFICE FOYER	RHT	ZONE 9
57	3RD FLOOR HALL BY ROOM 311	HT	ZONE 9
58	ROOM 311	RHT	ZONE 9
59	ROOM 313	RHT	ZONE 9
60	BY ROOM 314/SM	RHT	ZONE 9
61	ROOM 314 STORAGE	RHT	ZONE 9
62	ROOM 314 LEARNING CENTER	RHT	ZONE 9
NOTIFYING DEVICES			
1	ROOM 104 BAND ROOM	B	SIG 1
2	1ST FLOOR HALL BY ROOM 107	B	SIG 1
3	LIBRARY STORAGE	B	SIG 1

4	2ND FLOOR BY OFFICE	B	SIG 1
5	GYM	B	SIG 1
6	3RD FLOOR HALL BY ROOM 311	B	SIG 1
7	1ST FLOOR HALL BY ROOM 103	B	SIG 2
8	ROOM 102	B	SIG 2
9	2ND FLOOR HALL BY ROOM 203	B	SIG 2
10	3RD FLOOR HALL BY 305	B	SIG 2

END OF LINE RESISTORS

1	1ST FLOOR BY ROOM 101	EOL	ZONE 1
2	1ST FLOOR BY ROOM 109	EOL	ZONE 3
3	BOILER ROOM	EOL	ZONE 2
4	2ND FLOOR BY ROOM 201	EOL	ZONE 5
5	2ND FLOOR BY ROOM 211	EOL	ZONE 6
6	GYM	EOL	ZONE 7
7	3RD FLOOR BY 301	EOL	ZONE 8
8	HALL BY ROOM 106	EOL	ZONE 4
9	3RD FLOOR BY ROOM 313	EOL	ZONE 9
10	SPRINKLER ROOM	EOL	ZONE 10
	SPRINKLER	FLOW	10
	SPRINKLER	G/V	10

Fire Door Number or Location

BY ROOM 106
BY ROOM 104
BY ROOM 103
BY ROOM 101
BY ROOM 211
BY ROOM 204
BY ROOM 203
BY ROOM 201
BY ROOM 313
BY ROOM 308
BY ROOM 301
BY STAFF WASHROOM

EMERGENCY LIGHTING

Unit #	Location	# of Heads	Model	C
	BY ROOM 103			
	INSIDE ROOM 102			
	BY ROOM 109			
	BY ROOM 211			
	GYM BY PULL STATION #7			
	GYM BY PULL STATION #8			
	GYM BY PULL STATION #9			
	MAIN ENTRANCE			
	BY ROOM 203			
	BY ROOM 303			
	BY ROOM 313			
	INSIDE RM 102 #2			
	BY ROOM 103			
	BY ROOM 102			
	BY ROOM 104			
	IN ROOM 104			
	ELECTRICAL RM			
	BOILER RM			
	ADJ. RM 107			
	EAST STAIR LEVEL 1			
	WEST STAIR LEVEL 1			
	IN ROOM 104		UNIT	
	IN ROOM 104		UNIT	
	ON STAGE		UNIT	
	GYM CORNER		UNIT	
	ADJ 309		UNIT	
	CTR STAIR LANDING		UNIT	
	TOP CTR STAIR RIGHT		UNIT	
	TOP CTR STAIR LEFT		UNIT	
	ADJ 305		UNIT	
	EAST STAIR LANDING		UNIT	

	WEST STAIR LANDING		UNIT
	ADJ 204		UNIT
	STORAGE UNDER GYM (BASEMENT) IN CAFETERIA		EXIT COMBO
	STORAGE UNDER GYM (BASEMENT) IN CAFETERIA		UNIT

EMERGENCY LIGHTING NOTES AND RECOMMENDATIONS	
---	--

1	EML ON PANEL F CCT 18 & 19
2	EML PANEL G CCT 15

		Device	Device address or circuit number
LOCATION: St. Agnes			
FIRE ALARM PANEL: Edwards 6500			
MANUAL PULL STATIONS			
1	BY RM 18	M	1
2	3RD LEVEL BY RM 16	M	1
3	ENTRANCE TO FOOD TECH LABS	M	1
4	3RD LEVEL SOUTH BY RM 27	M	2
5	MAIN ENTRANCE	M	3
6	GYM	M	4
7	GYM	M	4
8	GYM BY LIBRARY	M	4
9	GYM ENTRANCE	M	4
10	LIBRARY	M	5
11	AT BOTTOM OF RAMP	M	6
13	BY ROOM 9	M	6
14	BY RM 1	M	7
15	FURNACE RM	M	9
HEAT DETECTORS			
16	ELECTRICAL RM	RHT	8
NOTIFYING DEVICES			
19	BY RM 25	B	SIG 1
20	BY RM 18	B	SIG 1
21	BY TECH ED	B	SIG 1
22	FOOD LAB	B	SIG 1
23	FOOD LAB	B	SIG 1
24	GYM	B	SIG 2
25	GYM HALL	B	SIG 2
26	MAIN ENTRANCE	B	SIG 2
27	LIBRARY	B	SIG 2
28	HALL BY ART RM	B	SIG 2
29	HALL BY STAFF RM	B	SIG 2
30	HALL BY RM 9	B	SIG 2
31	BOILER RM	B	SIG 2
SPRINKLER			
	MAIN (non-latching)	GV	10

	PRESSURE SWITCH	PS	10
	Fire Door Number or Location		
	LEV 1 BY ELECTRICAL ROOM		
	LEV 1 BY GIRLS WASHROOM		
	LEV 2 BY ROOM #22		

EMERGENCY LIGHTING			
Line #	EL UNIT Location	Remote Head	Manuf.
1	Computer Lab #1(#6)		EMERGI-LITE
2	Computer Lab #2(#8)		EMERGI-LITE
3	Wood Working Shop(#9)		EMERGI-LITE
4	ENTRY TO Tech Ed Rm(#7)		EMERGI-LITE
5	Home Ed Rm #1(#10)		EMERGI-LITE
6	Home Ed Rm #2(#11)		EMERGI-LITE
7	2nd flr by ROOM 18(#2)		EMERGI-LITE
8	2nd Flr Female washroom(#6)		EMERGI-LITE
9	2nd Flr Male washroom(#4)		EMERGI-LITE
10	**2nd floor staff female	Y	
11	**2nd floor staff male	Y	
12	3rd flr by Rm 25(#5)		EMERGI-LITE
13	Male Lockers(#13)		EMERGI-LITE
14	Female Lockers(#12)		EMERGI-LITE
15	**female locker room	Y	
16	Main Entry(#21)		EMERGI-LITE
17	Gym Bleacher Side(#14)		LITHONIA
18	**Outside Male Lockers		REMOTE
19	1st Flr by Rm 3(#21)		EMERGI-LITE
20	1st Flr by Washrooms(#16)		EMERGI-LITE

21	1st Flr Female washroom(#18)		LUMACELL
22	1st Flr Male washroom(#17)		LUMACELL
23	**1st floor staff female	Y	
24	**1st floor staff male	Y	
25	1st Flr by Rm 10(#20)		LITHONIA
26	1st Flr by Rm 9(#19)		CLORIDE
27	Gym Kitchen Side(#15)		LITHONIA
28	2nd Floor By Rm 19(#1)		EMERGI-LITE
29	ELECTRICAL ROOM		REMOTE
	ELECTRICAL ROOM		LUMACELL
	ELECTRICAL ROOM		COMBO

	LOCATION: St.Catherines	Device	Device address or circuit number
FIRE ALARM PANEL: Edwards QS4			
MANUAL PULL STATIONS			
1	BY MAIN OFFICE	M	PP5
2	ADJ ROOM 219	M	5
3	ADJ ROOM 226	M	5
4	ADJ ROOM 225	M	5
5	ADJ ROOM 232	M	5
6	ADJ ROOM 125	M	2
7	ADJ ROOM 113	M	2
8	ACROSS FROM 113	M	2
9	ACROSS FROM 108	M	2
10	ADJ ROOM 103	M	2
11	ADJ 210	M	6
12	ADJ GYM ENTRANCE	M	6
13	GYM EXIT	M	4
14	BOILER ROOM	M	3
SMOKE DETECTORS			
1	STAIR ABOVE FIRE PANEL MAIN ENTRY	SI	9
2	STAIR ADJ ROOM 219	SI	11
3	CENTER STAIR NORTH WING ADJ ROOM 235	SI	7
4	NORTHEAST STAIR ADJ ROOM 226	SI	8
5	NORTHWEST STAIR ADJ ROOM 225	SI	10
6	GYM STORAGE ROOM	SI	4
7	ROOM 228	SI	5
8	STORAGE ROOM 103	SI	2
9	STORAGE ROOM 105	SI	2
10	STORAGE ROOM 118	SI	2
11	STORAGE ROOM 115	SI	2
12	STORAGE ROOM 128	SI	2
HEAT DETECTORS			
1	ROOM 214 STAFF ROOM	HT	5
2	ROOM 210 KITCHEN	HT	5

3	ROOM 102 CARETAKER'S OFFICE	HT	2
4	BOILER ROOM	HT	3
5	ROOM 209(OLD STAFFROOM)	HT	6
SPRINKLER DEVICES			
1	MAIN VALVE TAMPER	SV	3
2	SPRINKLER MAIN FLOW	FSP	3
NOTIFYING DEVICES			
1	BY RM 222 NORTH HALL	B	
2	BY RM 226 NORTH HALL	B	
3	BY RM 230 NORTH HALL	B	
4	BY RM 203 EAST HALL	B	
5	BY RM 207 EAST HALL	B	
6	GYM	B	
7	BY RM 103 NORTH HALL	B	
8	BY RM 124 NORTH HALL	B	
9	BY RM 116 NORTH HALL	B	
10	BOILER RM	B	
EMERGENCY LIGHTING			

Location	# of Heads	Model
BY UNIT 101		EMERGI LITE
BY ROOM 107	2	AIMLITE
BOTTOM OF STAIRS		REMOTE
BY ROOM 125		EMERGI LITE
BOTTOM OF STAIRS		EMERGI LITE
BY ROOM 235	2	UNIT
BY ROOM 225		EMERGI LITE
TOP OF REAR STAIRS		REMOTE
BY ROOM 201		EMERGI LITE
BY ROOM 210		EMERGI LITE
GYM ENTRY		AIM LITE
BY ROOM 117		LHS
BOTTOM OF STAIRS		REMOTE

GYM		EMERGILIT E
BY ROOM 116		
BY RM 121	2	AIMLITE
BY RM 111	2	AIMLITE
BY RM 110	2	AIMLITE
GYM		AIMLITE
GYM BY STAGE		AIMLITE
GYM ON STAGE		AIMLITE
STAGE LEFT STAIRS		AIMLITE
STAGE RIGHT STAIRS		AIMLITE

	LOCATION: St. Joseph's Alexander McKay	Device	Device address or circuit number
	FIRE ALARM PANEL: Edwards 6500		
MANUAL PULL STATIONS			
1	MAIN ENTRANCE	M	Zone #1
2	BY ROOM 205	M	Zone #1
3	STAIRWELL BY ROOM 204 (EXIT #3)	M	Zone #1
4	STAIRWELL BY ROOM 202	M	Zone #1
5	STAIRWELL BY ROOM 102 (EXIT #2)	M	Zone #2
6	WHEELCHAIR ENTRANCE	M	Zone #3
7	GYM	M	Zone #3
8	GYM EXIT BY STAGE	M	Zone #3
9	BY ROOM 302	M	Zone #3
10	BY ROOM 313	M	Zone #3
11	BY ROOM 317	M	Zone #6
12	OUTSIDE BOILER ROOM	M	Zone #6
13	BY ROOM 406	M	Zone #7
14	BY ROOM LIBRARY (EXIT #7)	M	Zone #7
15	BY ROOM 402	M	Zone #7
16	BY ROOM 502	M	Zone #8
17	BY ROOM 510	M	Zone #8
SMOKE DETECTORS			
1	STAIRWELL BY ROOM 204 (EXIT #3)	SI	Zone #1
2	IN ROOM 205 STAFF	SI	Zone #1
3	IN ROOM 210	SI	Zone #1
4	IN ROOM 208	SI	Zone #1
5	STAIRWELL BY ROOM 202	SI	Zone #1
6	IN ROOM 302	SI	Zone #3
7	STORAGE ROOM BY ROOM 317	SI	Zone #6
8	BY ROOM 501	SI	Zone #8
9	BY ROOM 507	SI	Zone #8
10	IN ROOM 406	SI	Zone #7
HEAT DETECTORS			
1	BOILER ROOM	HT	Zone #4

2	OIL TANK ROOM	RHT	Zone #4
3	IN ROOM 306	RHT	Zone #6
4	STORAGE ROOM 406	HT	Zone #7
SPRINKLER DEVICES			
1	SPRINKLER IN ROOM 101	PS	Zone #5
2	SPRINKLER IN ROOM 101	SV	Zone #5
NOTIFYING DEVICES			
1	BY ROOM 203	B	Sig #1
2	BY ROOM 102	B	Sig #1
3	WHEELCHAIR ENTRANCE	B	Sig #1
4	ROOM 313	B	Sig #1
5	GYM	B	Sig #1
6	BY BOILER ROOM	B	Sig #1
7	BY ROOM 404	B	Sig #1
8	BY ROOM 506	B	Sig #1
9	MAIN ENTRANCE	V	Sig #2
END OF LINE RESISTORS			
1	STAIRWELL BY ROOM 202	EOL	
2	BY ROOM 302	EOL	Zone #3
3	BY ROOM 506	EOL	
4	BY ROOM 510	EOL	Zone #8
5	BOILER ROOM	EOL	
6	OUTSIDE BOILER ROOM	EOL	
7	BY ROOM 406	EOL	
EMERGENCY LIGHTING			
ITEM #	EL UNIT Location	REMOTE	Cab. Head
1	By Room 202		COMBO
	*Stairs by Room 202	REMOTE	
2	By room 203		Y
	*Stairs by Room 203	REMOTE	
	*Main Entrance	REMOTE	
3	By Room 104		Y
	*Stairs by Room 104	REMOTE	
4	By Room 102		Y
	*Stairs by Room 102	REMOTE	
5	By Wheelchair Ramp		Y
	*By Wheelchair Ramp	REMOTE	
6	CORR by Rm 302 TOP RAMP		Y
7	By Room 302		Y
8	Hallway by Gym Exit		Y
9	Gym by Exit 5		Y

	*By Exit 5		COMBO
10	Gym by Main Entrance		COMBO
	*Main Entrance	REMOTE	
11	By Room 317 BY STAIR		Y
12	By Boiler Room		Y
13	By Room 405		Y
14	By Room 403		Y
15	By Room 401		Y
16	By Room 501		Y
17	By Room 507		Y
18	GYMNASIUM STAGE		Y
	BOILER RM.		Y
	BOILER RM.		Y
	BOILER RM.		Y
	RM ON STAGE		Y
EMERGENCY LIGHTING NOTES AND RECOMMENDATIONS			
1	BREAKER IN RM 208, PNL "G", CCT "4" CONTROLS LIGHTS: 1,2		
2	BREAKER BY RM 101, PNL "H", CCT "EL" CONTROLS LIGHTS: 3,4 , REMOTES AT BOTTOMS OF BOTH STAIRS		
3	BREAKER BY RM 315, PNL "C", CCT "20" CONTROLS LIGHTS: 6,7,8,12,12		
4	BREAKER IN GYM PNL "I", CCT "11" CONTROLS LIGHTS: 9,10		
5	BREAKER IN RM 406, CCT "26" CONTROLS LIGHTS: 13,14,15		
6	BREAKER IN RM 508,CCT "25" CONTROLS LIGHT: 16,17		

	LOCATION: St. Stevens	Device	Device address or circuit number
	FIRE ALARM PANELS: Edwards 6500		
MANUAL PULL STATIONS			
1	BY MAIN OFFICE	M	ZONE 1
2	BY TEACHER'S ROOM	M	ZONE 1
3	BY PHYS ED	M	ZONE 1
4	BY ROOM 18 and EOL	M	ZONE 1
5	BY ROOM 15	M	ZONE 1
6	GYM MAIN ENTRY	M	ZONE 2
7	GYM LEFT SIDE	M	ZONE 2
8	GYM REAR and EOL	M	ZONE 2
9	BOILER ROOM and EOL	M	ZONE 3
10	BY ROOM 4 and EOL	M	ZONE 5
12	BY ROOM 2	M	ZONE 5
13	BY ROOM 8	M	ZONE 5
SMOKE DETECTORS			
1	GYM STAGE STORAGE	SI	ZONE 2
2	GYM EXIT LEFT	SI	ZONE 2
HEAT DETECTORS			
1	TEACHERS ROOM	HT	ZONE 5
2	BOILER ROOM	HT	ZONE 3

SPRINKLER DEVICES

1	SPRINKLER ROOM	PS	ZONE 4
2	SPRINKLER ROOM MAIN GATE VALVE	SV	ZONE 4
3	SPRINKLER ROOM ALARM LINE	SV	ZONE 4

NOTIFYING DEVICES

1	BY ROOM 6	B	SIG. 1
2	BY ROOM 10	B	SIG. 1
3	GYM	B	SIG. 1
4	BY ROOM 21	B	SIG. 1
5	BOILER ROOM	B	SIG. 1
6	BY ROOM 10	B	SIG. 1

END OF LINE RESISTORS

1	BY ROOM 4	EOL	ZONE 5
2	BOILER ROOM	EOL	ZONE 3
3	GYM REAR	EOL	ZONE 2
4	BY ROOM 18	EOL	ZONE 1

Location	# of Heads	Model	C
BY OFFICE		EMERGI-LITE	
IN OFFICE		AIMLITE	
PANEL "E" CCT 1			
BY CLASSRM 12		EMERGI-LITE	
PANEL "F" CCT 1			
BY CLASSRM 18		EMERGI-LITE	

PANEL "E" OCT 7		
NORTH HALL BY RM 13		EMERGI-LITE
NORTH HALL BY RM 15		EMERGI-LITE
BETWEEN RM 13 & 14		COMBO
PANEL "A" OCT 14		
SOUTH HALL BY RM 4		EMERGI-LITE
PANEL "B" OCT 4		
SOUTH HALL BY RM 10		EMERGI-LITE
SOUTH HALL BY RM 4		AHMLITE
PANEL "B" RM 8		
SOUTH HALL BY RM 8		COMBO
BOILER RM		EMERGI-LITE
GYM FRONT		EMERGI-LITE
GYM SIDE		EMERGI-LITE
BRKR PNL IN GYM-		
STORAGE LEFT OF STAGE OCT 9		
GYM BY STAGE		EMERGI-LITE
STAGE WING		EMERGI-

STAGE TWIN		EMERGENCY LITE
STORAGE RM RIGHT STAGE	AIMLIGHT	
BY RM 17	AIMLITE	
BY RM 21	AIMLITE	
BY RM 14	AIMLITE	
HALL BY GIRL'S LOCKER RM	AIMLITE	
HALL BY STAFF RM	COMBO	
BY RM 3	AIMLITE	

		Device	Device address or circuit number
	LOCATION: Westmount		
	FIRE ALARM PANEL: Edwards 6500		
1	BOILER ROOM	M	Zone #2
2	BOILER ROOM	HT	Zone #2
4	WEST WING NORTH EXIT	M	Zone #3
5	WEST WING CENTER EXIT	M	Zone #3
6	WEST WING RESOURCE ROOM	M	Zone #3
7	WEST WING SOUTH EXIT	M	Zone #3
9	GYM STORAGE	S	Zone #4
10	GYM	M	Zone #4
11	GYM HALL	M	Zone #4
12	MAIN ENTRANCE	M	Zone #5
13	MAIN HALL SOUTH EXIT	M	Zone #5
14	READING ROOM	S	Zone #5
15	PHOTO COPY ROOM	S	Zone #5
16	KITCHEN/STAFF ROOM	HT	Zone #5
17	EAST WING CENTER EXIT	M	Zone #6
18	EAST WING SOUTH EXIT	M	Zone #6
19	EAST WING NORTH EXIT	M	Zone #6

20	LEARNING CENTER ROOM	M	Zone #6
21	MAIN HALL BY BOILER ROOM	M	Zone #6

BELLS

MAIN ENTRANCE	B
GYM	B
BY LIBRARY	B
BY ROOM 20	B
BY ROOM 13	B
BY MUSIC ROOM	B
BY ROOM 2	B
BY ROOM 5	B
BY ROOM 10	B
O/S MAIN ENTRANCE	B

EMERGENCY LIGHTS

Unit #	Location	# of Heads	Model
	ENTRANCE BY BOILER ROOM		
	ENTRANCE BY ROOM 4		
	ENTRANCE BY ROOM 6		
	ENTRANCE BY FACP		
	MAIN GYM EXIT/MAIN SCHOOL ENTRANCE		
	SIDE GYM EXIT		
	GYM HALL ENTRANCE		
	ENTRANCE BY ROOM 12		
	ENTRANCE BY ROOM 21		
	ENTRANCE BY ROOM 15		
	ENTRANCE BY ROOM 18		
	ENTRANCE BY ROOM 20		
	ENTRANCE BY LEARNING CENTER		
	BOILER ROOM		
	MALE WASHROOM		

	MALE WASHROOM BY ROOM 10		
	FEMALE WASHROOM BY ROOM 3		
	MALE WASHROOM BY ROOM 17		
	FEMALE WASHROOM BY ROOM 18		
	EXIT BY RM 9		COMBO
	EXIT BY RM 10		COMBO
	BY RM 5		COMBO
	BOYS WASHROOM BY RM 6		EMERGILIT E
	ELECTRICAL RM		
	EXIT BY RM 4		
	BY RM 1		
	EXIT BY RM 1		COMBO
	BY GYM		COMBO
	EXIT BY FIRE ALARM		COMBO
	HALL BY PANEL E		AIMLITE
	BY MUSIC RM		AIMLITE
	GYM HALL		AIMLITE
	GYM HALL EXIT		COMBO
	HALL BY LIBRARY		COMBO
	EXIT BY LIBRARY		COMBO
	HALL BY RM 21		COMBO
	EXIT BY RM 20		COMBO
	HALL BY RM 18		COMBO
	HALL BY RM 17		COMBO
	EXIT BY RM 18		COMBO
	EXIT BY RM 15		COMBO
	BOYS WSHRM BY RM 17		EMERGILIT E
	BOILER RM		COMBO
	GIRLS WSHRM BY RM 5		
	HALL BY RM 5		AIMLITE
	HALL BY RM 11		AIMLITE
	BY RM 1		
	BY OFFICE		
	BY GYM STORAGE		COMBO
	GIRLS WSHRM BY RM 18		
	GYM		
	GYM		

GYM		
GYM		
GYM		
GYM		
STORAGE RIGHT		
BEHIND STORGAE		
REAR STORAGE		

	LOCATION: William King	Device	Device address or circuit number
--	-------------------------------	---------------	---

FIRE ALARM PANEL: Notifier AFP 400

MANUAL PULL-STATIONS			
1	MAIN ENTRY	M	Zone 1
2	WEST EXIT	M	Zone 2
3	EAST EXIT	M	Zone 1
4	CAFETERIA	M	Zone 2
5	GYM EXIT	M	Zone 1
6	SPRINKLER ROOM 163	M	Zone 1
DUCT SMOKE DETECTORS			
	FAN #1 ROOM 154	DS	Zone 3
BELLS			
24	FAN ROOM	B	
25	WEST HALLWAY	B	
26	EAST HALLWAY	B	
27	GYM	B	
28	CAFETERIA	B	
29	MAIN ENTRY	B	
30	WEST HALLWAY	B	
SPRINKLER DEVICES			

SPRINKLER NORTH	FLOW	13
SPRINKLER SOUTH	FLOW	14
MAIN TAMPER	TS	10
SPRINKLER SOUTH	PSA	11
SPRINKLER NORTH	PSA	12
SPRINKLER SOUTH	TS	11
SPRINKLER NORTH	TS	12
BACKFLOW #1	TS	9
SPARE	TS	15

BACKFLOW #2	TS	9
SPRINKLER LOW PRESSURE TANK 1 & 2	LW	10

EMERGENCY LIGHTS

Location	# of Heads	Model
GYM BY MAIN ENTRANCE		EMERG-LITE
GYM BY BELL		REMOTE
MAIN ENTRANCE		REMOTE
GYM BY STAGE RIGHT		EMERG-LITE
GYM BY STAGE LEFT		REMOTE
GYM BY TEACHERS OFFICE		REMOTE
GYM GIRLS CHANGE RM		REMOTE
GYM BOYS CHANGE RM		EMERG-LITE
BY FAN RM 154		EMERG-LITE
IN RM 154 TOP STAIRS		REMOTE
IN RM 163		
IN BOYS WASHRM 153		REMOTE
IN GIRLS WASHRM 155		REMOTE
BY RM 156		REMOTE
SPRINKLER RM 145		EMERG-LITE
ELECTRICAL RM 147		REMOTE
BY RM 120		EMERG-LITE
GIRLS WASHRM 117		REMOTE
BOYS WASHRM 115		REMOTE
BY RM 112		REMOTE
CAFETERIA		EMERG.

CAFETERIA		EMERG-LITE
OUTSIDE CAFETERIA		REMOTE
ADJ OFFICE		REMOTE
IN RM 116 (CARETAKER CLOSET)		REMOTE
ELECTRICAL RM 147		EMERG-LITE
OFF SPRINKLER RM		REMOTE

Tender #3959 – Fire Alarm and Emergency
Lighting Inspections

Appendix D – Fire Alarm and Emergency
Lighting System Information

Region 2

	LOCATION: A.J.Smeltzer	Device
FIRE ALARM PANEL: Edwards QSC		
PULL STATIONS		
1	1ST FLOOR HALL BY CAFETERIA	M
2	1ST FLOOR MAIN ENTRANCE	M
3	1ST FLOOR BY ROOM 100	M
4	1ST FLOOR BY BOILER ROOM	M
5	GYM	M
6	GYM	M
7	1ST FLOOR BY ROOM 146	M
8	1ST FLOOR WOODSHOP	M
9	1ST FLOOR BY ROOM 115	M
11	1ST FLOOR WOODSHOP	EOL
12	2ND FLOOR TOP OF RAMP	M
14	2ND FLOOR BY ROOM 227	M
15	2ND FLOOR BY ROOM 226	M
16	2ND FLOOR BY ROOM 200	M
17	2ND FLOOR TOP OF RAMP	EOL
18	BOILER ROOM	M
20	BOILER ROOM	EOL
21	HEAT DETECTORS	
	ELECTRICAL ROOM	HT
10	KITCHEN SUPPRESSION	
	KITCHEN SYSTEM	SUPP
23	KITCHEN	EOL
24	DUCT SMOKE DETECTORS	
	GYM FAN ROOM SUPPLY #2	DS
26	GYM FAN ROOM	EOL
27	GYM FAN ROOM SUPPLY #3	DS
29	GYM FAN ROOM SUPPLY #3	DS
30	GYM FAN ROOM	EOL
31	LIBRARY OFFICE	DS
33	BOILER ROOM SUPPLY FAN #4	DS
34	BOILER ROOM	EOL
35	SPRINKLER DEVICES	
36	SPRINKLER PRESSURE SWITCH ALARM	FSP
37	BOILER ROOM	EOL
38	SPRINKLER MAIN CONTROL VALVE	TS

40	BOILER ROOM	EOL
41	NOTIFYING DEVICES	
42	1ST FL BY GIRLS LOCKER RM	B
43	1ST FL CORR BY 109	B
44	1ST FL CORR BY 106	B
45	1ST FL CORR BY GYM ADJ ROOM 128	B
46	1ST FL CORR BY GYM	B
47	1ST FL GYM	B
48	1ST FL GYM	B
50	1ST FL EAST CORR	B
49	2ND FL CORR BY RM 200	B
51	2ND FL CORR BY RM 222	B
52	2ND FL CORR BY ROOM 226	B
53	2ND FL CORR BY 214	B
54	2ND FL CORR BY 228	B
55	2ND FL CORR BY 222	EOL
Fire Door Number or Location		
ALL DOORS IN HALLWAYS		

EMERGENCY LIGHTS

Location	Model
1ST FLOOR EXIT TO STAIRS	REMOTE
CEILING BY ROOM 5	SP T 50
MAIN ENTRANCE	REMOTE
CEILING BY GUIDANCE OFFICE	SP T 50
CEILING BY ROOM 23B	DUAL LITE
CEILING BY ROOM 23D	DUAL LITE
STAIRWELL BY ROOM 1	REMOTE
LOCKERS NEAR ROOM 23	REMOTE

BY EXIT NEAR ROOM 21	REMOTE
CEILING BY ROOM 13B	DUAL LITE
CEILING BY ROOM 16	DUAL LITE
EXIT TO STAIRS BY ROOM 18	REMOTE
MAIN ENTRANCE	DUAL LITE
RAMP	REMOTE
RAMP	REMOTE
BOILER ROOM EXIT	AIMLITE
STAIRWELL EXIT BY ROOM 24	LUMACELL
EXIT TO STAIRS BY ROOM 24	REMOTE
CEILING BY ROOM 25	DUAL LITE
WALL BY ROOM 44	AIMLITE
WALL BY LIBARY	LUMACELL
WALL BY LIBARY	REMOTE
EXIT TO RAMP	REMOTE
CEILING BY ROOM 37B	DUAL LITE
CEILING BY SEWING & FAMILY LIVING	DUAL LITE
EXIT TO SAFE REFUGE AREA	REMOTE
STAIRWELL 2ND FLOOR	EMERGILITE

CEILING BY ROOM 27B DUAL LITE

CEILING BY ROOM 29 DUAL LITE

STAIRWELL: EXIT REMOTE

STAIRWELL 2ND FLOOR AIMLITE

LIBRARY WALL AIMLITE

GYM BY BOYS LOCKER ROOM LUMACELL

GYM BY GIRLS LOCKER ROOM LUMACELL

GYM OUTSIDE EXIT LUMACELL

GYM OUTSIDE EXIT LUMACELL

GYM DOOR TO HALL EMERGILITE

GYM DOOR TO HALL EMERGILITE

HIGH ON GYM WALL ABOVE MENS C/R COMBO

HIGH ON GYM WALL ABOVE LEFT OUTSIDE EXIT COMBO

HIGH ON GYM WALL COMBO

HIGH ON GYM WALL COMBO

CEILING BY RM 45 DUAL LITE

CAFETERIA REMOTE

OUTSIDE CAFETERIA DUAL LITE

LHS GYM STAGE UNIT

GYM STAGE REMOTE

GYM STAGE	REMOTE
RHS GYM STAGE	UNIT
GYM STAGE	REMOTE
ON STAGE LEFT	AIMLITE
ON STAGE LEFT	REMOTE
ON STAGE RIGHT	AIMLITE
ON STAGE RIGHT	REMOTE
MAIN OFFICE	REMOTE
MAIN OFFICE	REMOTE
MAIN OFFICE ABOVE CEILING	BATTERY PACK

EMERGENCY LIGHTING NOTES AND RECOMMENDATIONS

1	1ST FLOOR BY ROOM 112: BREAKER "8", PANEL "B", BOILER ROOM STORAGE	
2	1ST FLOOR BY CAFETERIA: BREAKER "23", PANEL "B", BOILER ROOM STORAGE	
3	1ST FLOOR BY ROOM 115: BREAKER "25", PANEL "B", BOILER ROOM STORAGE	
4	CAFETERIA: BREAKER "21", PANEL "B", BOILER ROOM STORAGE	
5	1ST FLOOR BY ROOM 150: BREAKER "19", ROOM 155	
6	2ND FLOOR BY ROOM 224: BREAKER "7", PANEL "L", ROOM 215	
7	2ND FLOOR BY LIBRARY: BREAKER "17", PANEL "J", ROOM 219	

8	2ND FLOOR BY RAMP: BREAKER "11", PANEL "J", ROOM 219	
9	2ND FLOOR BY ROOM 212: BREAKER "1", PANEL "J", ROOM 219	
10	2ND FLOOR BY ROOM 223: BREAKER "3", PANEL "L", ROOM 219	
11	2ND FLOOR BY ROOM 225: BREAKER "22", PANEL "J", ROOM 219	

	LOCATION: Terence Bay	Device	Device address or circuit	NOTES
	FIRE ALARM PANEL: Fireshield FS 302			
MANUAL PULL STATIONS				
1	BY LIBRARY	M	ZN 1	
2	BY MAIN ENTRANCE	M	ZN 1	
3	GYM	M	ZN 1	
4	LEFT EXIT	M	ZN 1	
5	BY TEACHER'S WORK ROOM	M	ZN 1	
6	BOILER ROOM	M	ZN 1	
7	C@P ROOM EXIT	M	ZN 1	
HEAT DETECTORS				
1	JANITOR'S ROOM	HT	ZN 1	
2	CLOSET ADJ ROOM 3	RHT	ZN 1	CR135
3	CLOSET ADJ ROOM 4	RHT	ZN 1	CR135
4	TEACHER'S WORK ROOM	RHT	ZN 1	CR135
5	BOILER ROOM	HT	ZN 1	CR200
NOTIFYING DEVICES				
1	BY LIBRARY	K	SIG 1	
2	BY MAIN ENTRANCE	K	SIG 1	
3	BY TEACHER'S WORK ROOM	K	SIG 1	
4	GYM	K	SIG 1	
5	LEFT EXIT	K	SIG 1	
6	BOILER ROOM	K	SIG 1	

EMERGENCY LIGHTS

Unit #	Location	# of Heads	Model	Notes
	BY TEACHERS WORK ROOM		AIMLITE	
	RESOUCE OPP CENTRE EXIT		LUMACELL	COMBO UNIT. REPLACED 6V 7AH BATTERY
	BY ROOM 03			
	MAIN ENTRANCE		AIMLITE	
	GYM ABOVE HALLWAY		EMERGILITE	
	GYM WEST EXIT		AIMLITE	COMBO UNIT. REPLACED 6V 7AH BATTERY
	GYM EAST EXIT		AIMLITE	COMBO UNIT

	EXIT		EXIT	
	BY ROOM 07		EMERIGLIT E	
	EXIT NEAR WASHROOM		EXIT	WORK ON AC ONLY
	EXIT BY ROOM 9		EXIT	WORK ON AC ONLY
	EXIT BY ROOM 8		EXIT	WORK ON AC ONLY
	EXIT BY GIRLS BATHROOM		EXIT	WORK ON AC ONLY
	EXIT BY MUSIC ROOM		EXIT	WORK ON AC ONLY
	EXIT OFF READING CENTER		EXIT	WORK ON AC ONLY

LOCATION: Atlantic Memorial

FIRE ALARM PANEL: Siemens XLS

Location Description	Device	Address
BY MUSIC ROOM	M	1-31
IT ROOM 132B REAR	S	1-30
BY LEARNING RESOURCE	M	1-29
BY LEARNING RESOURCE	S	1-28
BY MULTI-PURPOSE ROOM	M	1-27
BY MULTI-PURPOSE ROOM	S	1-26
BY 102	M	1-22
STORAGE ROOM 110	S	1-21
IN CLASSRM 106	S	1-20
STAFF WASHROOM	S	1-19
STORAGE ROOM 117B	S	1-18
IN CLASSRM 105	S	1-17
FEMALE WASHROOM 115	S	1-16
STORAGE ROOM 117A	S	1-15
PHOTOCOPY ROOM	S	1-14
BY JANITORS ROOM 114A	S	1-13
JANITORS ROOM 114A	HT	1-12
MALE WASHROOM 114	S	1-11
DUCT SMOKE AH-1	D	1-10
STORAGE 103B	S	1-9
FILE AREA 105	S	1-8
BY MAIN OFFICE	S	1-7
WASHROOM 103A	S	1-6
BY 108	M	1-5
BY 112	M	1-4
BY 108	S	1-3

BY 107	S	1-2
MAIN ENTRANCE	M	1-1
ELECTRICAL ROOM CORRIDOR 125	S	1-63
ELECTRICAL ROOM BY 118	S	1-62
DUCT SMOKE GYM AHU	D	1-61
UNDER STAGE STORAGE	S	1-60

BY MALE WASHROOM 114	M	1-49
GYM STORAGE WEST	S	1-48
GYM WEST EXIT	M	1-47
OUTSIDE STORAGE ROOM	M	1-46
OUTSIDE STORAGE ROOM	S	1-45
OIL STORAGE ROOM	HT	1-44
BOILER ROOM	M	1-43
BOILER ROOM	HT	1-42
ELECTRICAL ROOM	S	1-41
BOILER ROOM STORAGE	S	1-40
MECHANICAL ROOM	S	1-39
LEARNING RESOURCE WASHROOM	S	1-38
GYM BOYS CLANGE ROOM	HT	1-37
GYM GIRLS CHANGE ROOM	HT	1-36
MUSIC/SCIENCE STORAGE	S	1-35
ART STORAGE	S	1-34
RAMP TO GYM STAGE	S	1-33
BY MUSCI RM	S	1-32
ELECTRICAL ROOM BY 119	S	1-64

BELLS

BY ROOM 112	H/S
BY ROOM 103	H/S
MAIN HALL LEFT	H/S

GYM	H/S
BY CARETAKERS OFFICE	H/S
BOILER ROOM	H/S
BY CARETAKERS OFFICE WEST	H/S
MUSIC ROOM	H/S
STAFF ROOM	H/S
MALE WASHROOM BY OFFICE	H/S
FEMALE WASHROOM BY OFFICE	H/S
MECHANICAL ROOM	H/S
BOYS CHANGE ROOM	H/S
GIRLS CHANGE ROOM	H/S
RESOURCE ROOM	H/S
ROOM 105	H/S
ROOM 106	H/S
STAGE	H/S

EMERGENCY LIGHTS

Unit #	Location	# of Heads	Model
	BY ROOM 110	2H	UNIT
	BY RM 108	2R	LED REMOTE
	MAIN LOBBY	2H 2R	REMOTE
	BY RM 105	2H	LED REMOTE
	BY RM 102	2R	LED REMOTE
	FRONT VESTIBULE	2R	REMOTE
	HALL BY OFFICE	2R	LED REMOTE
	NORTH EXIT		EXIT LED
	SOUTH EXIT		EXIT LED
	HALL BY GIRLS WASHRM	2R	REMOTE
	HALL BY BOYS		EXIT

WASHRM		
WEST SIDE EXIT		RG72QB LUMACELL
BY CARETAKERS BACK RM		RG72QB LUMACELL
GIRLS CHANGE RM	2H	LUMACELL
BOYS CHANGE RM	2H	LUMACELL
MECHANICAL RM		6JML36 EMERGI- LITE
ELECTRICAL RM		
GYM BY OFFICE		LUMACELL
BOILER RM		RG72QB LUMACELL
OFFICE	2H	6MJL36 EMERGI- LITE
WEST SIDE EXIT		EXIT
WEST FIRE DOOR BY SIDE EXIT		EXIT
GIRLS CHANGE RM		EXIT
SIDE EXIT GYM		EXIT
GYM		EXIT
EXIT ADJ ENTR. TO MECH. AHU RM		EXIT
HALL BY PHOTOCOPY RM	2 H	LUMACELL UNIT

Fire Door Number or Location
CENTER HALL LEFT SIDE
CENTER HALL RIGHT SIDE

	LOCATION: Basinview Dr.	Device	Device address or circuit number
--	--------------------------------	---------------	---

FIRE ALARM PANEL: Edwards QS4

MANUAL PULL STATIONS			
1	MAIN ENTRANCE	M	ZN 01
2	EAST HALL 1ST FL	M	ZN 01
3	ENTRANCE BY PARKING	M	ZN 01
4	WEST HALL 1ST FL	M	ZN 02
5	LIBRARY EXIT	M	ZN 02
6	GYM EXIT	M	ZN 03
7	CAFETERIA EXIT	M	ZN 03
8	BOILER RM	M	ZN 07
9	OIL TANK RM (IN BOILER RM)	M	ZN 08
10	OUTDOOR STORAGE AREA	M	ZN 09
11	EAST HALL BY 210	M	ZN 10
12	TOP OF CENTRE STAIRS	M	ZN 11
13	WEST HALL ,2ND FLOOR	M	ZN 11
SMOKE DETECTORS			
1	ELECTRICAL RM	SI	ZN 06
2	EAST STAIRS	SI	ZN 13
3	WEST STAIRS	SI	ZN 14
4	CENTRE STAIRS	SI	ZN 15
5	ELEVATOR SHAFT	SI	ZN 16
HEAT DETECTORS			
1	OFFICE STORAGE	HT	ZN 01
2	JANITORS RM (EAST HALL)	RHT	ZN 01
3	CARETAKERS OFFICE	RHT	ZN 01
4	1ST FL BOOK STORAGE	RHT	ZN 02
5	GYM STORAGE RIGHT SIDE	RHT	ZN 03
6	GYM STORAGE LEFT SIDE	RHT	ZN 03
7	ELEVATOR MECH. RM (IN OFFICE STORAGE)	RHT	ZN 05
8	BOILER RM	HT	ZN 07
9	OIL TANK RM (IN BOILER RM)	HT	ZN 08
10	GYM OUTDOOR STORAGE AREA	RHT	ZN 09
11	FAN RM # 2	RHT	ZN 10
12	STORAGE RM 2ND FLOOR	HT	ZN 11
13	BOOK STORAGE 2ND FLOOR	RHT	ZN 11
14	FAN RM # 1,NEAR ENTRY	RHT	ZN 10

15	FAN RM # 1	RHT	ZN 10
16	UPPER GYM STAGE	RHT	ZN 12
17	UPPER GYM STAGE RIGHT	RHT	ZN 12
	SPRINKLER DEVICES		
1	SPRINKLER FLOW(IN BOILER RM)	FSP	ZN 17
2	SPRINKLER FLOW(IN BOILER RM)	TS	ZN 17
3	ELEVATOR PIT TAMPER	TS	ZN 20
	NOTIFYING DEVICES		
1	ART RM	B	
2	BOILER RM	B	
3	BOILER RM	V	
4	BOYS LOCKER RM	B	
5	BY CARETAKER OFFICE	B	
6	BY CARETAKER OFFICE	V	
7	CAFETERIA	B	
8	CAFETERIA	B	
9	CAFETERIA	V	
10	CAFETERIA	V	
11	CAFETERIA	V	
12	EAST ENTRY BY PAY PHONE	B	
13	EAST HALL	B	
14	EAST HALL	B	
15	EAST HALL	V	
16	EAST HALL	V	
17	EAST HALL	B	
18	EAST HALL	B	
19	EAST HALL	V	
20	EAST HALL	V	
21	FAN RM 1	B	
22	FAN RM # 1	V	
23	FAN RM # 2	B	
24	FAN RM # 2	B	
25	FAN RM # 2	V	
26	FAN RM # 2	V	
27	GIRLS LOCKER RM	B	
28	GYM	B	
29	GYM	B	
30	GYM	V	
31	GYM	V	
32	GYM	V	
33	GYM	V	
34	GYM BACK EXIT	B	
35	GYM ENTRANCE	V	

36	LIBRARY	B	
37	LOBBY AREA	B	
38	LOBBY AREA	V	
39	MAIN EAST ENTRANCE	B	
40	MAIN EAST ENTRANCE	V	
41	MAIN OFFICE	B	
42	MUSIC RM	B	
43	OIL TANKER RM	B	
44	OUTDOOR STORAGE RM	B	
45	WEST HALL	B	
46	WEST HALL	B	
47	WEST HALL	B	
48	WEST HALL	B	
49	WEST HALL	B	
50	WEST HALL	V	
51	WEST HALL	V	
52	WEST HALL	V	
53	WEST HALL	V	
	END OF LINE RESISTORS		
1	JANITORS RM (EAST HALL)	EOL	ZN 01
2	WEST HALL 1ST FL	EOL	ZN 02
3	GYM EXIT	EOL	ZN 03
4	ELEVATOR MECH. RM (IN OFFICE STORAGE)	EOL	ZN 05
5	ELECTRICAL RM	EOL	ZN 06
6	BOILER RM	EOL	ZN 07
7	OIL TANK RM (IN BOILER RM)	EOL	ZN 08
8	OUTDOOR STORAGE AREA	EOL	ZN 09
9	STORAGE RM	EOL	ZN 10
10	WEST HALL	EOL	ZN 11
11	BOILER RM	EOL	ZN 17

Fire Door Number or Location
1ST FL LEFT INNER
1ST FL LEFT OUTER
1ST FL RIGHT INNER
1ST FL RIGHT OUTER
TOP OF MAIN STAIRS
2ND FL LEFT INNER
2ND FL LEFT OUTER
2ND FL RIGHT INNER
2ND FL RIGHT OUTER

EMERGENCY LIGHTING			
Line #	EL UNIT Location	MOD #	Serial #
REM #1			
1	East Vestibule	RG 12-72QB	
2	By Rm 131	RG 12-72QB	
3	Girls Washroom MAIN FLOOR	RG 12-72QB	
4	Boys Washroom MAIN FLOOR	RG 12-72QB	
5	By Trophy Case	RG 12-72QB	
6	By Trophy Case(re mote)	RG 12-72QB	
7	Cafeteria By Kitchen	RG 12-72QB	
8	Cafeteria Exit	RG 12-72QB	
9	Cafeteria, right side	RG 12-72QB	
10	Gym Emergency Exit by cafeteria	RG 12-72QB	
11	Caretakers Rm	RG 12-72QB	
12	Staff rm	RG 12-72QB	
13	By Rm 137	RG 12-72QB	
14	BY STAFF ROOM		
REM #2			
14	Above Main Office	RG 12-72QB	
15	Library	RG 12-72QB	
16	Outside Library	RG 12-72QB	
17	Main Office	RG 12-72QB	
18	Main Vestibule	RG 12-72QB	
19	Vestibule By Fire Panel	RG 12-72QB	
20	Library By Resource Room		
21	West Vestibule BY BOILER RM		
22	Gym Main Entry	RG 12-72QB	
23	Gym By Women's Washroom	RG 12-72QB	
24	Gym by Boy's Washroom	RG 12-72QB	
25	ELECTRICAL RM	RG 12-72QB	
26	Gym By Stage	RG 12-72QB	
27	Gym Stage By Exit	RG 12-72QB	
28	Gym Stage	RG 12-72QB	
29	Rear Gym Wall	RG 12-72QB	
30	Music Rm	RG 12-72QB	
31	Boy's Locker Rm	RG 12-72QB	
32	Girls Locker Rm	RG 12-72QB	
33	By Computer Rm	RG 12-72QB	
34	By Art Rm	RG 12-72QB	
35	Boiler Rm Exit Sign	RG 12-72QB	
36	Electrical Rm	RG 12-72QB	

REM #3			
37	By Resource Rm	RG 12-72QB	
38	Centre Stairs 2ND FLOOR	RG 12-72QB	
39	BY ROOM 201	RG 12-72QB	
40	By Rm 204	RG 12-72QB	
41	By Rm 206	RG 12-72QB	
42	By Rm 210	RG 12-72QB	
43	East Stairs 2ND FLOOR	RG 12-72QB	
44	Girls Washroom 2ND FLOOR	RG 12-72QB	
45	Boys Washroom 2ND FLOOR	RG 12-72QB	
REM #4			
46	By Rm 221	RG 12-72QB	
47	By Rm 223	RG 12-72QB	
48	By Rm 225	RG 12-72QB	
49	West Stairs 2ND FLOOR	RG 12-72QB	
50	Fan Rm Entry	RG 12-72QB	
51	Fan Rm Back Wall	RG 12-72QB	
52	MECH. RM. ENT. BY 225		
53	MECH. RM. BY 225		

EMERGENCY LIGHTING NOTES AND RECOMMENDATIONS

- 1 BREAKER IN CARETAKER'S OFFICE, PANEL" 302", CCT # 18
- 2 BREAKER IN ELECTRICAL ROOM BY BOILER, PANEL"301, CCT # 1
- 3 BREAKER IN FAN ROOM #1, PANEL"303, CCT # 10
- 4 BREAKER IN MECH ROOM BY RM 210, PANEL"304, CCT # 10

	LOCATION: Beechville Lakeside Timberlea P-2	Device	Device address or circuit number
	FIRE ALARM PANEL: Simplex		

MANUAL PULL STATIONS

1	CAFETERIA EXIT	M	ZONE 01
2	CARETAKER'S OFFICE	M	ZONE 01
3	EAST EXIT BY ROOM 101	M	ZONE 01
4	MAIN ENTRANCE	M	ZONE 01
5	NORTH EXIT	M	ZONE 01
6	CENTRE STAIRS	M	ZONE 02
7	EAST EXIT BY ROOM 223 STORAGE	M	ZONE 02
8	NORTH STAIRS	M	ZONE 02
9	GYM	M	ZONE 03
10	OUTDOOR STORAGE	M	ZONE 16

SMOKE DETECTORS

1	CARETAKER'S OFFICE STORAGE	SI	ZONE 01
2	ELECTRICAL RM IN JANITORS RM	SI	ZONE 04
3	CENTER STAIRS #232	SI	ZONE 05
4	EAST STAIRS #233	SI	ZONE 06
5	STAIRWELL # 271 (BEHIND GYM STAGE)	SI	ZONE 07
6	STAIRS BY ROOM 202 STAIR #230	SI	ZONE 09

HEAT DETECTORS

1	LIBRARY AUDIO STORAGE	RHT	ZONE 01
2	QUIET RM 121	RHT	ZONE 01
3	SPRINKLER RM	RHT	ZONE 01
4	STORAGE RM 115	RHT	ZONE 01
5	STORAGE RM 120	RHT	ZONE 01
6	STORAGE RM 134	RHT	ZONE 01
7	ART RM STORAGE (2ND FLOOR)	RHT	ZONE 02
8	STORAGE RM 202	RHT	ZONE 02
9	STORAGE RM 202	RHT	ZONE 02
10	STORAGE RM 230	RHT	ZONE 02
11	GYM STORAGE	RHT	ZONE 03
12	FAN RM # 1	RHT	ZONE 08
13	KITCHEN STORAGE	RHT	ZONE 10
14	FAN ROOM #2	RHT	ZONE 13
15	OUTDOOR STORAGE	RHT	ZONE 16
16	ELEVATOR SHAFT	RHT	ZONE 17

DUCT SMOKE DETECTORS

1	FAN ROOM #1	DS	ZONE 14
2	FAN ROOM #1	DS	ZONE 14
3	FAN ROOM #2	DS	ZONE 15
4	FAN ROOM #2	DS	ZONE 15

SPRINKLER DEVICES

1	SYSTEM #1 WATERFLOW ALARM	FSP	ZONE 11
---	---------------------------	-----	------------

2	SYSTEM #2 WATERFLOW ALARM	FSP	ZONE 11
3	SYSTEM #1 CONTROL VALVE	SV	ZONE 12
4	SYSTEM #2 CONTROL VALVE	SV	ZONE 12
5	MAIN SPRINKLER CONTROL VALVE	SV	ZONE 12
6		SV	ZONE 18
7	OUTSIDE ELEVATOR 1ST FLOOR	SV	ZONE 19
8	OUTSIDE ELEVATOR 2ND FLOOR	SV	ZONE 20
9	SPRINKLER PRESSURE SUPV (RM 108	PS	ZONE 21
10	KITCHEN RANGE TAMPER	SV	ZONE 22
10	KITCHEN RANGE FLOW	FSP	ZONE 22
	MAIN ENTRANCE	B	SIG 1
1	GYM	B	SIG 1
2	MUSIC RM	B	SIG 1
3	CAFETERIA	B	SIG 1
4	CARETAKERS OFFICE	B	SIG 1
5	HALL BY ROOM 113	B	SIG 1
6	HALL BY ROOM 109	B	SIG 1
7	HALL BY STAFF ROOM	B	SIG 1
8	HALL BY ROOM 101	B	SIG 1
9	OUTSIDE FAN ROOM #1	B	SIG 2
10	IN FAN ROOM #2	B	SIG 2
	HALL BY STORAGE ROOM 210	B	SIG 2
1	HALL BY ROOM 204	B	SIG 2
2	HALL BY ROOM 217	B	SIG 2
3	HALL BY ROOM 221	B	SIG 2
4	END OF LINE RESISTORS		
5	FAN ROOM #2	EOL	ZONE 15
6	KITCHEN	EOL	ZONE 22
	CARETAKER'S OFFICE STORAGE	EOL	ZONE 1
1	SPRINKLER ROOM	EOL	ZONE 17

2	JANITOR ELECTRICAL ROOM	EOL	ZONE 18
3	OUTSIDE ELEVATOR 2ND FLOOR	EOL	ZONE 20
4	SPRINKLER ROOM	EOL	ZONE 21
5	OUTSIDE ELEVATOR 1ST FLOOR	EOL	ZONE 19
6	OUTDOOR STORAGE	EOL	ZONE 16
7	FAN ROOM #2	EOL	ZONE 13
8	FAN ROOM #1	EOL	ZONE 14
9	STORAGE RM 230	EOL	ZONE 2
10	GYM STORAGE	EOL	ZONE 3
11	ELECTRICAL RM IN JANITORS RM	EOL	ZONE 4
12	SPRINKLER ROOM	EOL	ZONE 12
13	NORTH STAIRS # 232	EOL	ZONE 5
14	EAST STAIRS # 233	EOL	ZONE 6
15	STAIRWELL # 271 (BEHIND GYM STAGE)	EOL	ZONE 7
16	CENTRE STAIRS # 230	EOL	ZONE 9
	FAN RM # 1	EOL	ZONE 8

Fire Door Number or Location
MAIN LOBBY ENTRY TO GYM AREA
MAIN LOBBY ENTRY TO EAST WING
MAIN LOBBY ENTRY TO WEST WING
MAIN LOBBY AT CENTER STAIRS
2ND LEVEL TOP OF CENTER STAIRS

EMERGENCY LIGHTING

Line #	EL UNIT Location	Remote Head
--------	------------------	-------------

1	ELECTRICAL ROOM 1ST FLOOR	
2	**GIRLS LOCKER ROOM	Y
3	**BOYS LOCKER ROOM	Y
4	**CARETAKERS OFFICE	Y
5	**BY CENTRE STAIRS	Y
6	**BY OFFICE	Y
7	**IN OFFCE	Y
8	**GYM HALL	Y
9	**GYM ENTRY	Y
10	**GYM	Y
11	**GYM	Y
12	**Boys Shower	Y
13	**Girls Shower	Y
14	**Fan Room # 2	Y
15	**Fan Room # 2 Stairs	Y
16	**Storage Room 203	Y
17	**Music Room	Y
18	**Music Room Hall	Y
19	**Girls Washroom 107	Y
20	**Boys Washroom 109	Y
21	**By Girls Washroom	Y
22	**By Room 111	Y
23	**By Room113	Y
24	**Cafeteria Exit	Y
25	**Bottom East Stairs	Y
26	**By Cafeteria	Y
27	**Cafeteria	Y
29	**Bottom of North Stairs	Y
30	Fan Room #1 2nd Floor	
31	**Outside Fan Room	Y
32	**Outside Fan Room	Y
33	**Top of Centre Stairs	Y
34	**By Room 204	Y
35	**By Room 208	Y
36	**Top of North Stairs	Y
37	**North Stairs	Y
38	**Boys Washroom 216	Y
39	**Girls Wasroom 212	Y
40	**By Room 217	Y
41	**By Room 221	Y
42	**Top of East Stairs	Y
43	**East Stairs	Y

EMERGENCY LIGHTING NOTES AND RECOMMENDATIONS	
---	--

	EMERGENCY LIGHT BREAKER PANEL IS IN ELECTRICAL ROOM IN THE CARETAKER'S OFFICE
--	---

	TO THE RIGHT OF PANEL 312- CCT#2
--	----------------------------------

	LOCATION: Beechville Lakeside Timberlea 3-5 Annex	Device	Device address or circuit number
	FIRE ALARM PANEL: Edwards FS		

MANUAL PULL STATIONS

1	GYM	M	ZN 1
2	GYM	M	ZN 1
3	GYM EXIT	M	ZN 1
4	FURNACE RM	M	ZN 2
5	HOME EC. RM (THROUGH RM 200)	M	ZN 3
6	WEST HALL 2ND FLOOR	M	ZN 4
7	EAST HALL 2ND FLOOR	M	ZN 4
8	MAIN ENTRANCE	M	ZN 6
9	EAST HALL ACROSS FROM RM 101	M	ZN 6
10	WEST HALL 1ST FLOOR BY ROOM 108	M	ZN 6

SMOKE DETECTORS

1	HALLWAY 2ND FLOOR	S	ZN 4
2	HALLWAY BY ROOM 106	S	ZN 6
34	EAST STAIRWELL 2ND FLOOR	S	ZN 8
4	WEST STAIRWELL 2ND FLOOR	S	ZN 7

DUCT SMOKE DETECTORS

1	FAN RM	DS	ZN 3
---	--------	----	------

HEAT DETECTORS

1	FURNACE RM	HT	ZN 2
2	FURNACE RM	HT	ZN 2
3	ELECTRICAL RM	RHT	ZN 2
4	FAN RM	RHT	ZN 3
5	SEWING RM STORAGE BY COOKING	RHT	ZN 3
6	COOK RM STORAGE	RHT	ZN 3
7	202 GAME STORAGE / LEARNING CTR	RHT	ZN 4
8	BOOK STORAGE 2ND FLOOR	RHT	ZN 4
9	JANITOR'S RM 2ND FLOOR	RHT	ZN 4
10	LIBRARY STORAGE 2ND FLOOR	RHT	ZN 4
11	ART ROOM 1ST FLOOR	RHT	ZN 6
12	ART ROOM 1ST FLOOR	RHT	ZN 6
13	CARETAKER'S OFFICE	RHT	ZN 6
14	GYM STORAGE	RHT	ZN 6
15	STORAGE RM BY EAST STAIRWELL 1ST	RHT	ZN 6

NOTIFYING APPLIANCES

1	MAIN ENTRANCE	B	SIG 1
2	EAST HALL 1ST FLOOR	B	SIG 1
3	GYM	B	SIG 1
4	GYM	B	SIG 1
5	FURNACE RM	B	SIG 1
6	WOODSHOP 1ST FLOOR	B	SIG 1
7	METAL SHOP 1ST FLOOR	B	SIG 1
8	COMPUTER RM 1ST FLOOR	B	SIG 1
9	WEST HALL 1ST FLOOR	B	SIG 1
10	EAST HALL 2ND FLOOR	B	SIG 1
11	STAFF ROOM 2ND FLOOR	B	SIG 1
12	WEST HALL 2ND FLOOR	B	SIG 1
13	HOME EC.	B	SIG 1
48	OLD BOY'S CHANGE ROOM	RHT	ZN 6
49	OLD GIRL'S CHANGE ROOM	RHT	ZN 6

Fire Door Number or Location
MAIN LOBBY BY WEST STAIRS
MAIN LOBBY ENTRY TO CORRIDOR
2ND LEVEL TOP OF WEST STAIRS
2ND LEVEL TOP OF EAST STAIRS
2ND LEVEL MIDDLE CORRIDOR
1ST LEVEL BOTTOM STAIR WEST
1ST FLOOR BY MEN'S WASHROOM - Right Door Failed

EMERGENCY LIGHTING				
Line #	EL UNIT Location	Remote Head	Cab. Head	Bat. VAH
1	GYM (LEFT OF STAGE)		Y	
2	GYM (RIGHT OF STAGE)		Y	
3	MAIN ENTRANCE	Y		
4	EAST STAIRWELL	Y		
5	WEST STAIRWELL	Y		
6	2ND FLOOR HALL	Y		
7	2ND FLOOR HALL	Y		
8				
9	HALLWAY OUTSIDE 202	Y		
	HALLWAY OUTSIDE 208	Y		

LIBRARY		Y	
ROOM 202 STORAGE			
CAFETERIA EXIT BY GYM		Y	6V 7AH
CAFETERIA EXIT TO HALL		Y	6V 7AH
GYM EXIT BY CAFÉ		Y	
PANEL IN GYM CCT # 4,18,19,25		Y	
BY ROOM 101		Y	
BOYS DOWN		Y	
BOYS UP		Y	
GIRLS DOWN		Y	
GIRLS UP			
METAL SHOP		Y	
BOOK STORAGE BY RM 209			
Breaker #4 panel in book room storage turns on 1/2 2nd fl. hallway			

EMERGENCY LIGHTING NOTES AND RECOMMENDATIONS

2nd West Stair, Storage 202 and West Hallway 208 all connected by Storage 202.
2nd East Hall 202 and Stairs connected FUL cct 21.

	LOCATION: Brookside Jr.	Device	Device address or circuit number
	FIRE ALARM PANEL: Edwards QS4		
MANUAL PULL STATIONS			
	CAFETERIA	M	101001
	FIRE DOORS NEAR 106	M	101001
	BOILER ROOM	M	101002
	TOP OF MAIN STAIRS	M	101003
	AT END OF HALLWAY EAST 2nd	M	101003
	GYM ENTRANCE	M	101004
	GYM	M	101001
	1ST FLOOR WEST CORRIDOR	M	101004
	CAFETERIA EXIT	M	101004
	2nd FLOOR NEAR FIRE DOORS	M	101005
	2nd FLOOR END OF WEST HALLWAY	M	101005
	MAIN ENTRANCE	M	101006
	MAIN ENTRANCE STAIRS	M	101006
	MAIN HALL OFFICE	M	101006
	END OF MAIN HALL EAST	M	101006
SMOKE DETECTORS			
	MID 2nd FLOOR HALLWAY WEST	SI	101003
	FIRST FLOOR EAST	SI	101006
	ELEVATOR SHAFT	SI	
HEAT DETECTORS			
1	CAFETERIA KITCHEN	HT	101004
2	BOILER ROOM	HT	101002
3	BOILER ROOM	HT	101002
4	MAIN STAIRWELL	HT	
5	COOKING ROOM 215 ON 2nd FLOOR	HT	101003
6	COOKING ROOM 215 ON 2nd FLOOR	HT	101003
7	EAST HALLWAY STAIRWELL	HT	
8	GYM STAGE, LEFT	HT	
9	GYM STAGE, CENTER	HT	
10	GYM STAGE, RIGHT	HT	
11	REAR STAIRWELL	HT	
12	2nd FLOOR MECHANICAL ROOM	HT	101005
13	JANITOR'S CLOSET 2nd FLOOR	HT	101005

14	ELEVATOR MECHANICAL ROOM	HT	101007
15	PAINT STORAGE	HT	101006
16	KITCHEN STORAGE	RHT	101004
17	JANITORS CLOSET 1st FLOOR	RHT	101006
18	1st FLOOR WEST STORAGE	RHT	101004
19	BOILER ROOM STORAGE	RHT	101002
20	CHIEF CARETAKERS OFFICE	RHT	101002
21	STORAGE 100	RHT	101002
22	2nd FLOOR EAST END STORAGE	RHT	101003
23	COMPUTER REPAIR / RECYCLING	RHT	101005
24	TEACHERS RESOURCE RM 2ND FLOOR	RHT	101005
25	STORAGE IN MUSIC ROOM 2ND FLOOR	RHT	101005
26	WEST END STORAGE 2ND FLOOR	RHT	101005
27	WOOD WORKING SHOP STORAGE	RHT	101006
28	EAST ELECTRICAL ROOM	RHT	101006

AUXILIARIES

	1ST FLOOR	DH	
	2ND FLOOR	DH	
	FAN SHUTDOWN	AUX	

NOTIFYING DEVICES

	2nd FLOOR HALLWAY	B	SIG1
	2nd FLOOR HALLWAY WEST	B	SIG1
	BESIDE CLASS 210 ON 2nd FLOOR	B	SIG1
	BOILER ROOM	B1	SIG1
	CAFETERIA	B	SIG1
	EAST HALLWAY	B	SIG1
	GYM	B	SIG1
	GYM	B	SIG1
	HALLWAY WEST	B1	SIG1
	MAIN ENTRANCE STAIRS	B	SIG1
	MAIN HALL OFFICE	B	SIG1
	STAFF LUNCH ROOM ON 2nd FLOOR	B	SIG1
	WOOD WORKING SHOP	B	SIG1

END OF LINE RESISTORS

	SIGNAL CCT# 1	EOL	SIG1
	ZONE 1	EOL	1
	ZONE 2	EOL	2
	ZONE 3	EOL	3
	ZONE 4	EOL	4
	ZONE 5	EOL	5
	ZONE 6	EOL	6
	ZONE 7	EOL	7
	ZONE 8	EOL	8

Fire Door Number or Location
1ST FLOOR BY ROOM 106
2ND FLOOR BY ROOM 207

EMERGENCY LIGHTING			
Line #	EL UNIT Location	Remote Head	MODEL
1	1st FLOOR JANITOR ROOM	Y	
2	BY OFFICE		EMERGI-LITE
3	BOTTOM CENTER STAIRS		EMERGI-LITE
4	MAIN ENTRY		BATT. PACK
5	GYM	Y	
6	GYM	Y	
7	1st FLOOR WEST END STORAGE	Y	
8	WEST END HALL	Y	
9	WEST STAIRS	Y	
10	2nd FLOOR BY WEST STAIRS	Y	
11	AV ROOM		EMERGI-LITE
12	ELECTRICAL ROOM		BATT. PACK
13	EAST EXIT	Y	
14	EAST STAIRS	Y	
15	2nd FLOOR BY EAST STAIRS	Y	
16	TOP CENTER STAIRS		BATT. PACK
17	CENTER STAIRS	Y	
18	BY CENTER STAIRS 2nd FLOOR	Y	AIMLITE
19	BOILER ROOM		EMERGI-LITE
20	IN KITCHEN		EMERGI-LITE
21	CAFETERIA NORTH ADJ 102		EMERGI-LITE
22	HALL BY GYM		EMERGI-LITE
23	GYM EXIT		EMERGI-LITE

24	GYM ENTRY ON OUTSIDE WALL		EMERGI-LITE
25	GYM		EMERGI-LITE
26	CAFETERIA SOUTH		EMERGI-LITE
27	STORAGE ADJ 101		BATT. PACK
28	ADJ 204		UNIT

NOTES:

EMERGENCY LIGHTING

NOTE: #1 PNL AA CCT. 16, 24

#2 PNL A CCT 4, 24, 33

#3 PNL P CCT. 28

	LOCATION: Caudel Park	Device	Device address or circuit number
	FIRE ALARM PANEL: Edwards 6500		
MANUAL PULL STATIONS			
1	MAIN ENTRANCE	M	ZONE 1
2	EXIT BY GYM FRONT	M	ZONE 1
3	1ST FLOOR EXIT BY ROOM 104	M	ZONE 1
4	EXIT BY GYM BACK	M	ZONE 1
5	BOILER ROOM	M	ZONE 1
6	2ND FLOOR BY STAFF ROOM	M	ZONE 4
7	2ND FLOOR BY ROOM 204	M	ZONE 1
8	3RD FLOOR BY ROOM 302	M	ZONE 1
9	3RD FLOOR BY ROOM 305	M	ZONE 1
HEAT DETECTORS			
1	1ST FLOOR ROOM 105	RHT	ZONE 1
2	1ST FLOOR FRIDGE ROOM	RHT	ZONE 1
3	1ST FLOOR CARETAKERS OFFICE	RHT	ZONE 1
4	1ST FLOOR ELECTRICAL ROOM	RHT	ZONE 1
5	STORAGE ROOM IN SERVICE ROOM	HT	ZONE 2
6	1ST FLOOR OFFICE STORAGE ROOM	RHT	ZONE 1
7	1ST FLOOR JANITOR ROOM	HT	ZONE 1

8	BOILER ROOM	HT	ZONE 2
9	GYM STORAGE	RHT	ZONE 3
10	2ND FLOOR STAFF KITCHEN	RHT	ZONE 4
11	2ND FLOOR VENTILATION ROOM	RHT	ZONE 4
12	2ND FLOOR STORAGE ROOM	RHT	ZONE 4
13	2ND FLOOR JANITOR'S ROOM	HT	ZONE 4
14	LIBRARY BY TEACHER'S DESK(2ND FL)	RHT	ZONE 4
15	LIBRARY (2ND FL)	RHT	ZONE 4
16	3RD FLOOR STAIRS BY 307	RHT	ZONE 5
17	3RD FLOOR STAIRS BY STAFFROOM	RHT	ZONE 5
18	3RD FLOOR JANITORS ROOM	RHT	ZONE 5
19	PANEL ROOM	RHT	ZONE 1

NOTIFYING DEVICES

1	GYM	B	SIG 1
2	BOILER ROOM	B	SIG 1
3	1ST FLOOR BY SERVICE ROOM	B	SIG 1
4	1ST FLOOR BY ROOM 105	B	SIG 1
5	2ND FLOOR BY JANITORS ROOM	B	SIG 1
6	3RD FLOOR BY ROOM 304	B	SIG 1

Fire Door Number or Location

BY RM 101

BY RM 105

BY RM 201

BY LIBRARY

BY RM 301

BY RM 307

EMERGENCY LIGHTING

Line #	EL UNIT Location	Remote Head	Cab. Head	Bat. VAH
--------	------------------	-------------	-----------	----------

1	Boiler Room		Y	6V 12AH
2	Hall By Room 101 BATT PACK		Y	
3	**Hall By Room 101	Y		
4	Hall By Room 105 BATT PACK		Y	
5	**Hall By Room 105	Y		
6	GYM BACK-STAGE		Y	
7	GYM FRONT LEADING TO STAIRS		Y	
12	Gym Front Foyer		Y	
13	Gym Back Foyer		Y	
8	Gym Back Pack		Y	6V 12AH
9	**Gym Back Foyer	Y		
10	Gym Stage		Y	
11	**Gym Front Foyer	Y		
14	By Gym Back Rt.		Y	
15	By Gym Entry Back Loft		Y	
16	2nd Flr By Ventilation Rm PACK		Y	6V 12AH
17	**By Ventilation Room	Y		
18	**Stairs By Staff Room	Y		
19	2nd Flr By Rm 204 BATT PACK			
20	**By Room 204	Y		
21	**Stairs By Room 204	Y		
22	3rd Flr Janitors Rm BATT PACK		Y	
	**Hall By Room 303	Y		
23	**Stairs By Room 301	Y		
24	3rd Flr Music Storage BATT PACK		Y	
25	**By Room 307	Y		
26	**Stairs By Room 307	Y		

EMERGENCY LIGHTING NOTES AND RECOMMENDATIONS

PANEL "A", CUJSTODIAL OFFICE, CCT# 18, CONTROLS LIGHT BY RM 105
PANEL "B", 2ND FL VENTILATION RM, CCT#7, CONTROLS LIGHTS: BY VENTILATION RM, STAIRS BY STAFFROOM

	PANEL "C", 2ND FL BOOK STORAGE RM, CCT #18, CONTROLS LIGHTS: BY STAIRS BY 204, BY RM 204
	PANEL "F", BY RM 301, CCT #13, CONTROLS LIGHTS: HALL BY 303, STAIRS BY 301
	PANEL "E", BY RM 308, CCT #16, CONTROLS LIGHTS: HALL BY 307, STAIR BY 307
	GYM PANEL. CCT #1, CONTROLS LIGHTS: GYM FRONT, GYM REAR, GYM FRONT FOYER, GYM REAR FOYER
	GYM PANEL, CCT #8, CONTROLS GYM BACK PACK LIGHT & GYM REAR FOYER REMOTE

	LOCATION: Cavalier Dr.	Device	Device address or circuit number
	FIRE ALARM PANEL: Edwards 6500		
MANUAL PULL STATIONS			
1	2ND FLOOR BY ROOM 214	M	ZON E 6
2	2ND FLOOR TOP OF CENTER STAIRS	M	ZON E 6
3	2ND FLOOR BY ROOM 202	M	ZON E 6
4	BOILER ROOM	M	ZON E 7
5	1ST FLOOR BY CENTER STAIRS	M	ZON E 7
6	1ST FLOOR BY STAFF ROOM	M	ZON E 7
7	1ST FLOOR BY ROOM 112	M	ZON E 7
8	1ST FLOOR BY ROOM 102	M	ZON E 7
9	INDUSTRIAL ARTS ROOM	M	ZON E 8
10	GYM FRONT	M	ZON E 8
11	GYM BACK	M	ZON E 8
12	MAIN ENTRANCE	M	ZON E 8
13	GYM ENTRANCE FROM LOBBY	M	ZON E 8
14	HALL EXIT BY INDUSTRIAL ARTS	M	ZON E 8

SMOKE DETECTORS

1	WEST STAIRS	SI	ZON E 1
2	CENTER STAIRS	SI	ZON E 2
3	EAST STAIRS	SI	ZON E 3

DUCT SMOKE DETECTORS

1	2ND FLOOR FAN ROOM SUPPLY FAN	DS	ZON E 5
2	2ND FLOOR FAN ROOM RETURN FAN	DS	ZON E 5

HEAT DETECTORS

1	ELEVATOR MACHINE ROOM	HT	ZON E 7
---	-----------------------	----	------------

SPRINKLER DEVICES

1	SPRINKLER FLOW ALARM	FSP	ZON E 9
2	MAIN CONTROL VALVE	SV	ZON E 13
32	LOW PRESSURE	PS	ZON E 13

NOTIFYING CIRCUITS

1	1ST FLOOR BY STUDENT COUNCIL OFFIC	E B	SIG 1
2	WOODSHOP	B	SIG 1
3	GYM FRONT	B	SIG 1
4	GYM BACK	B	SIG 1
5	1ST FLOOR BY OFFICE	B	SIG 1
6	1ST FLOOR BY CENTER STAIRS	B	SIG 1
7	1ST FLOOR BY ROOM 102	B	SIG 1
8	1ST FLOOR BY BOILER ROOM	B	SIG 1
9	1ST FLOOR BY ROOM 110	B	SIG 1

10	2ND FLOOR BY ROOM 203	B	SIG 1
11	2ND FLOOR BY ROOM 208	B	SIG 1
12	2ND FLOOR BY CENTER STAIRS	B	SIG 1
13	2ND FLOOR BY ROOM 212	B	SIG 1

END OF LINE RESISTORS

1	1ST FLOOR BY ROOM 102	EOL	ZON E 7
2	SPRINKLER ROOM	EOL	ZON E 13
3	SPRINKLER ROOM	EOL	ZON E 9
4	INDUSTRIAL ARTS ROOM	EOL	ZON E 8
5	2ND FLOOR BY ROOM 202	EOL	ZON E 6
6	WEST STAIRS	EOL	ZON E 1
7	2ND FLOOR FAN ROOM	EOL	ZON E 5
8	CENTER STAIRS	EOL	ZON E 2

EMERGENCY LIGHTING

Line#	EL UNIT Location	Remote <input type="checkbox"/>	Cab. <input type="checkbox"/>	Serial #	Manuf.
1	Gym Front			CXU636-2	Aim-Lite
2	Gym Back			CXU636-2	Aim-Lite
3	Industrial Arts			RG36QB	Lumacell
4	1st Floor By Industrial Arts			RG36QB	Lumacell
5	1st Flr By Home Economics			RG36QB	Lumacell
6	1st Floor By Main Office			RG36QB	Lumacell
7	1st Floor By Janitors Room			RG36QB	Lumacell
8	1st Floor By Room 106			RG36QB	Lumacell
9	1st Floor By Room 101			RG36QB	Lumacell
10	1st Floor By Caretakers Office			RG36QB	Lumacell
11	1st Floor By Room 112			RG36QB	Lumacell
12	Bottom Center Stairs			RG36QB	Lumacell
13	**1st Floor Center Stairs		Y		REMOTE
14	**2nd Floor Center Stairs		Y		REMOTE
15	Bottom West Stairs			RG36QB	Lumacell

	**1st Floor West Stairs	Y				
16	**1st Floor West Stairs		Y		REMOTE	
17	2nd Floor By Room 203			RG36QB	Lumacell	
18	**2nd Floor West Stairs		Y		REMOTE	
19	Electrical Rm In Boiler Room			RG36QB	Lumacell	
20	**Boiler Room		Y		REMOTE	
21	Bottom East Stairs			RG36QB	Lumacell	
22	**1st Floor East Stairs		Y		REMOTE	
23	2nd Floor By Room 214			RG36QB	Lumacell	
24	**2nd Floor East Stairs		Y		REMOTE	
25	2nd Floor By Room 208			RG36QB	Lumacell	
26	2nd Floor By Centre Stairs			RG36QB	Lumacell	
27	Stage Rt. On Stairs	Y				
28	Stage Left	Y				
29	Stage Left on Satirs	Y				
30	On Satge	Y	Y			

TECH NOTES:

EML BREAKERS:

- MAIN FLOOR BOILER ROOM
- MAIN FLOOR SMK ROOM
- MAIN FLOOR GYM STAGE
- 2ND FLOOR SINK ROOM.

LOCATION: Charles P. Allen

Fire Panel: Siemens

FIRE ALARM DEVICE

Location Description	Device	Model	Address	Zone / Circuit #
1ST FLOOR MAIN ENTRY	M			1-10
ADMINISTRATION ROOM 1042	M			1-11
WASHROOM 1048	S			1-12
WORK ROOM 1050	S			1-13
CLOSET 1052A	S			1-14
WATER ROOM 1046	H			1-15
MENS WASHROOM 1054	S			1-16
JANITORS ROOM 1057	H			1-17
WASHROOM 1056	S			1-18
WOMENS WASHROOM 1055	S			1-19
1ST FLOOR CORRIDOR BY STAIR 4	M			1-20
1ST FLOOR CORRIDOR BY STAIR 4	R			1-21
1ST FLOOR CORRIDOR BY STAIR 4	S			1-22
COMMUNICATIONS ROOM 1063	S			1-23
CORRIDOR BY COMMS ROOM 1063	M			1-24
CORRIDOR BY WATER ROOM 1064	M			1-25
SERVERY 1077	M			1-26
KITCHEN STORES 1076	S			1-27
SERVERY 1077 HOOD SYSTEM ALARM	R			1-28
WATER ROOM 1064	H			1-29
CUSTODIAL ROOM 1065	H			1-30
RECYCLING ROOM 1066	S			1-31

RECYCLING ROOM 1066	S			1-31
STORAGE ROOM 1067.1	S			1-32
STORAGE ROOM 1067.2	S			1-33
STORAGE ROOM 1067.30	S			1-34
1ST FLOOR CORRIDOR BY STAIR 5A	S			1-35
STORAGE ROOM 1066A	S			1-36
CORRIDOR 1071 NEAR DRAMA	M			1-37
PRACTICE ROOM 1069C	S			1-38
CAFETORIUM 1074	M			1-39
CAFETORIUM 1074	M			1-40
CAFETORIUM 1074	M			1-41
STUDENT EXCHANGE 106	M			1-42

Location Description	Device	Model	Address	Zone / Circuit #
1ST FLOOR CORRIDOR BY ELEVATOR 1	S			1-43
1ST FLOOR CORRIDOR BY ELEVATOR 1	S			1-44
1ST FLOOR CORRIDOR BY ELEVATOR 1	GV			1-45
CORRIDOR BY SUMP ROOM 1032	S			1-46
1ST FLOOR CORRIDOR BY STAIRS 1	S			1-47
1ST FLOOR CORRIDOR BY STAIR 1	M			1-48
1ST FLOOR CORRIDOR BY STAIR 1 DOOR RELEASE	R			1-49
WASHROOM 1005	S			1-50
1ST FLOOR CORRIDOR BY STAIR 2	S			1-51
1ST FLOOR CORRIDOR BY STAIR 2	M			1-52
1ST FLOOR CORRIDOR BY STAIR 2	M			1-53
SUMP ROOM 1032	HT			1-54
COMMUNICATIONS ROOM 1033	S			1-55
ELEVATOR MACHINE ROOM 1043	S			1-56
ELEVATOR MACHINE ROOM 1034 CAPTURE	R			1-57
ELEVATOR MACHINE ROOM 1034 ALTERNATE	R			1-58

FLOOR				
ELEVATOR MACHINE ROOM 1034 FF HAT	R			1-59
WASHROOM 1029 WOMENS	S			1-61
WASHROOM 1030	S			1-62
JANITORS ROOM 1031	H			1-63
WASHROOM 1028 MENS	S			1-64
PHOTOGRAPHY ROOM 1026	S			1-65
STORAGE ROOM 1025A	S			1-66
VISUAL ARTS 1025	M			1-67
1ST FLOOR CORRIDOR BY STAIR 3	S			1-68
1ST FLOOR CORRIDOR BY STAIR 3	M			1-69
1ST FLOOR CORRIDOR BY STAIR 3 DOOR RELEASE	R			1-70
1ST FLOOR STAIR 3	S			1-71

Location Description	Device	Model	Address	Zone / Circuit #
DUST COLLECTOR	D			1-72
DUST COLLECTOR	D			1-73
BACKFLOW CITY SIDE	SO			1-74A
BACKFLOW BUILDING SIDE	SO			1-74B
1ST FLOOR SPRINKLER FLOW	F			1-75A
1ST FLOOR SPRINKLER SHUTOFF	SO			1-75B
RISER 2 SPRINKLER FLOW	F			1-76A
RISER 2 SPRINKLER SHUT OFF	SO			1-76B
RISER 1 SPRINKLER FLOW	F			1-77A
RISER 1 SPRINKLER SHUT OFF	SO			1-77B
MAIN ELECTRICAL ROOM SPRINKLER FLOW	F			1-78A
MAIN ELECTRICAL ROOM SPRINKLER SHUT OFF	SO			1-79B
DRAMA/MUSIC EXIT	M			1-79
DRAMA/MUSIC EXIT	M			1-80
2ND FLOOR MAGNETIC DOOR HOLDER RELAY CORRIDOR BY STAIR 3,	R			1-101

2ND FLOOR				
2ND FLOOR CORRIDOR BY STAIR 3	M			1-102
2ND FLOOR CORRIDOR BY STAIR 3	S			1-103
MALE WASRHOOM 2029	S			1-104
JANITORS ROOM 2032	H			1-105
WASHROOM 2031	S			1-106
FEMALE WASHROOM 2030	S			1-107
STORE ROOM 2030A	S			1-108
COMMUNICATION ROOM 2033	S			1-109
2ND FLOOR CORRIDOR BY STAIR 2	M			1-110
WASHROOM 2008A	S			1-111
RECORDS ROOM 2004C	S			1-112
2ND FLOOR CORRIDOR BY STAIR 1	S			1-113
2ND FLOOR CORRIDOR BY STAIR 1	M			1-114
2ND FLOOR MAGNETIC DOOR HOLDER RELAY CORRIDOR BY STAIR 1	R			1-115

Location Description	Device	Model	Address	Zone / Circuit #
2ND FLOOR ZONE 3 SPRINKLER FLOW	F			1-116A
2ND FLOOR ZONE 3 SPRINKLER SHUT OFF	SO			1-116B
2ND FLOOR ZONE 2 SPRINKLER FLOW	F			1-117A
2ND FLOOR ZONE 2 SPRINKLER SHUT OFF	SO			1-117B
2ND FLOOR ZONE 1 SPRINKLER FLOW	F			1-118A
2ND FLOOR ZONE 1 SPRINKLER SHUT OFF	SO			1-118B
WASHROOM 2044A	S			1-119
WASHROOM 2044B	S			1-120
MALE WASHROOM 2045	S			1-121
JANITORS ROOM 2048	H			1-122
WASHROOM 2047	S			1-123

FEMALE WASHROOM 2046	S			1-124
2ND FLOOR CORRIDOR BY STAIR 4	M			1-125
2ND FLOOR CORRIDOR BY STAIR 4	S			1-126
COMMUNICATIONS ROOM 2062	S			1-127
STORE ROOM 2060A	S			1-128
WASHROOM 2062A	S			1-129
VESTIBULE 2054	M			1-130
CORRIDOR BY ELECTRICAL ROOM 2055	M			1-131
COMMUNICATIONS ROOM 2077	S			1-132
STORE ROOM 2076A	S			1-133
2ND FLOOR PUBLIC STREET	S			1-135
2ND FLOOR PUBLIC STREET	S			1-136
2ND FLOOR STAIR 7	S			1-137
ELEVATOR 2 SPRINKLER	SO			1-138
CORRIDOR BY DAYCARE 214	M			1-139
DAYCARE 214	S			1-140
DAYCARE 214	S			1-141

Location Description	Device	Model	Address	Zone / Circuit #
OUTDOOR WASHROOM 2090	S			1-142
OUTDSOOR WASHROOM 2091	S			1-143
STORE ROOM 2089B (IN DAYCARE)	S			1-144
STORE ROOM 2092A	S			1-145
STORE ROOM 2092B	S			1-146
2ND FLOOR PUBLIC ST	S			1-134
RECYLCING ROOM 2075	S			1-147
CHANGE ROOM 2078	S			1-148

CHANGE ROOM 2081	S			1-149
JANITOR ROOM 2084	H			1-150
WASHROOM 2079	S			1-151
WASHROOM 2080	S			1-152
STORE ROOM 2082	S			1-153
COMMUNITY GYM 2066	M			1-154
COMMUNITY GYM 2066	M			1-155
COMMUNITY GYM 2066	M			1-156
SCHOOL GYM 2063	M			1-157
SCHOOL GYM 2063	M			1-158
STORE ROOM 2073 BY ELECT RM	M			1-159
STORE ROOM 2073 BY ELECT RM	H			1-160
ELECTRICAL ROOM 2072	M			1-161
ELECTRICAL ROOM 2072	M			1-162
ELECTRICAL ROOM 2072	S			1-163
ELECTRICAL ROO 2071B	S			1-164
CORRIDOR 2071A	S			1-165
STORE ROOM 2071	S			1-166
CHANGE ROOM 2068 #1	S			1-167
CHANGE ROOM 2067 #2	S			1-168

Location Description	Device	Model	Address	Zone / Circuit #
CHANGE ROOM 2066 #3	S			1-169
CHANGE ROOM 2065 #4	S			1-170
2ND FLOOR STAIRS 4 DOOR HOLDERS	R			1-171
COMMUNITY GYM WEST EXIT	M			1-172
2ND FLOOR STAIR 5A	S			1-173
2ND FLOOR STAIR 6 EXIT (BOTTOM)	M			1-174
COMMUNITY GYM P.A MUTE	R			1-175
SCHOOL GYM P.A. MUTE	R			1-176

3RD FLOOR STAIR 3	S			2-10
3RD FLOOR CORRIDOR BY STAIR 3	M			2-11
3RD FLOOR CORRIDOR BY STAIR 3	S			2-12
3RD FLOOR CORRIDOR BY STAIR 3	R			2-13
MALE WASHROOM 3029	S			2-14
JANITORS ROOM 3032	H			2-15
FEMALE WASHROOM 3031	S			2-16
WASHROOMM 3030	S			2-17
COMMUNICATIONS ROOM 3033	S			2-18
ELEVATOR 1 SHAFT	S			2-19
ELEVATOR 1 SPRINKLER	SO			2-20
3RD FLOOR CORRIDOR BY STAIR 2	M			2-21
3RD FLOOR STAIR 2	S			2-22
3RD FLOOR CORRIDOR BY STAIR 3	S			2-23
3RD FLOOR FIRE SHUTTER RELAY COORIDOR BY STAIR 3	R			2-24
3RD FLOOR CORRIDOR BY STAIR 1	M			2-25
3RD FLOOR CORRIDOR BY STAIR 1	S			2-26
3RD FLOOR CORRIDOR BY STAIR 1 DOOR HOLDER	R			2-28
3RD FLOOR STAIR 1	S			2-29
WASHROOM 3059A	S			2-30
CHEMISTRY STORES 3043	S			2-31
CHEMISTRY PREP 3042	S			2-32
3RD FLOOR SPRINKLER FLOW ZONE 1	F			2-33A

Location Description	Device	Model	Address	Zone / Circuit #
3RD FLOOR SPRINKLER SHUT OFF ZONE 1	SO			2-33B
3RD FLOOR SPRINKLER FLOW ZONE 2	F			2-34A
3RD FLOOR SPRINKLER SHUT OFF ZONE 2	SO			2-34B
3RD FLOOR SPRINKLER FLOW ZONE 3	F			2-35A
3RD FLOOR SPRINKLER SHUT OFF ZONE 3	SO			2-35B
CORRIDOR BY LAB 3062	R			2-36

CORRIDOR BY LAB 3062	S			2-37
CORRIDOR BY LAB 3062	M			2-38
CORRIDOR BY TWR#3 3063	M			2-39
CORRIDOR BY TWR#3 3063 BY WASHRM 3RD	S			2-40
MALE WASHROOM 3045	S			2-41
JANITORS ROOM 3048	H			2-42
STAFF WASHROOM 3047	S			2-43
FEMALE WASHROOM 3046	S			2-44
3RD FLOOR STAIR 4	S			2-45
3RD FLOOR CORRIDOR BY STAIR 4	M			2-46
3RD FLOOR CORRIDOR BY STAIR 4	S			2-47
3RD FLOOR CORRIDOR BY STAIR 4	R			2-48
COMMUNICATIONS ROOM 3064	S			2-49
BOILER ROOM 3065	H			2-50
BOILER ROOM 3065	H			2-51
BOILER ROOM 3065	M			2-52
AHU1 SUPPLY MECHANICAL ROOM 3066	DS			2-53
AHU MECHANICAL ROOM 3066	DS			2-54
MECHANICAL ROOM 3066	S			2-55
MECHANICAL ROOM 3066	M			2-60
MECHANICAL ROOM 3066	S			2-61
STORAGE ROOM 3081	S			2-62
CORRIDOR BY STORAGE ROOM 3061	M			2-63
3RD FLOOR STAIR 6	S			2-64
LAUNDRY 3052A	H			2-65
STAIR 6 3RD FLOOR	M			2-66

Location Description	Device	Model	Address	Zone / Circuit #
3RD FLOOR CORRIDOR BY STAIR 6	M			2-67
COMMUNICATIONS ROOM 3070A	S			2-68
ELEVATOR RM 3077	S			2-69

ELEVATOR MACHINE ROOM 3077 CAPTURE	R			2-71
ELEVATOR MACHINE ROOM 3077 ALTERNATE FLOOR	R			2-72
ELEVATOR MACHINE ROOM 3077 FF HAT	R			2-73
WASHROOM 3079	S			2-74
WASHROOM 3078	S			2-75
ELEVATOR 2 SPRINKLER	SO			2-76
ELEVATOR 2 SHAFT	S			2-77
STORAGE ROOM 3076A	S			2-78
STORAGE ROOM 3075A	S			2-79
3RD FLOOR STAIR 7	S			2-80
3RD FLOOR STAIR 7	S			2-81
3RD FLOOR STAIR 7	S			2-82
3RD FLOOR STAIR 7	S			2-83
3RD FLOOR CORRIDOR BY STAIR 5A	M			2-84
3RD FLOOR STAIR 5A	S			2-85
STORAGE ROOM 3073A	S			2-86
AHU2 SUPPLY MECHANICAL ROOM 4001	DS			2-102
MECHANICAL ROOM 4001	S			2-103
MECHANICAL ROOM 4001	M			2-104
MECHANICAL ROOM 4001	S			2-109
AHU7 SUPPLY MECHANICAL ROOM 4001	DS			2-110
AHU7 RETURN MECHANICAL ROOM 4001	DS			2-111
MECHANICAL ROOM 4001	F			2-112A
MECHANICAL ROOM 4001	SO			2-112B
MECHANICAL ROOM 4001	M			2-113

Location Description	Device	Model	Address	Zone / Circuit #	Remarks
SF 2 SHUTDSOWN MECHANICAL ROOM 4001	R			2-115	

MECHANICAL ROOM 4001					
SF4 SHUTDOWN MECHANICAL ROOM 4001	R			2-116	
SF7 SHUTDOWN MECHANICAL ROOM 4001	R			2-117	
SF3 SHUTDOWN MECHANICAL ROOM 4001	R			2-118	
MECHANICAL ROOM 4002	M			2-131	COMMUNITY SIDE
AHU9 SUPPLY MECHANICAL ROOM 4002	DS			2-132	COMMUNITY SIDE
AHU9 RETURN MECHANICAL ROOM 4002	DS			2-133	COMMUNITY SIDE
MECHANICAL ROOM 4002	S			2-134	COMMUNITY SIDE
MECHANICAL ROOM 4002	F			2-135A	NOTE 1
MECHANICAL ROOM 4022	SO			2-135B	NOTE 1
AHU8 SUPPLY MECHANICAL ROOM 4002	DS			2-136	COMMUNITY SIDE
MECHANICAL ROOM 4002	M			2-137	COMMUNITY SIDE
MECHANICAL ROOM 4002	S			2-138	COMMUNITY SIDE
AHU8 RETURN MECHANICAL ROOM 4002	DS			2-139	COMMUNITY SIDE
AHU8 SUPPLY MECHANICAL ROOM 4002	DS			2-140	COMMUNITY SIDE
MECHANICAL ROOM 4002	M			2-141	COMMUNITY SIDE
MECHANICAL ROOM 4001	LIM			DLC2	
MECHANICAL ROOM 4002	LIM			DLC2	
CORRIDOR BY CUSTODIAL 1065	H/S			SC1-1	
CAFETORIUM NW	H/S			SC1-1	
CORRIDR BY DRAMA 1068	H/S			SC1-1	
MUSIC 1069 WEST	H/S			SC1-1	
MUSIC 1069 NORTH	H/S			SC1-1	
ON STAGE 1ST FLOOR CAFETORIUM	H/S			SC1-1	
PRACTICE ROOM 1069A	H/S			SC1-1	
PRACTICE ROOM 1069B	H/S			SC1-1	
PRACTICE ROOM 1069C	H/S			SC1-1	
PRACTICE ROOM 1069C	EOL			SC1-1	
1ST FLOOR CORRIDOR BY STAIR 4	H/S			SC1-2	
WASHROOM 1055	H/S			SC1-2	
WASHROOM 1054	H/S			SC1-2	

Location Description	Device	Model	Address	Zone / Circuit #
CORRIDOR BY WORK ROOM 1050	H/S			SC1-2
CORRIDOR BY PRINCIPALS OFFICE 1043	H/S			SC1-2
CORRIDOR BY MAIN ENTRANCE 1040	H/S			SC1-2
CORRIDOR BY PRINCIPALS OFFICE 1043	EOL			SC1-2
SCHOOL GYM	H/S			SC1-3
CHANGE ROOM 2065	H/S			SC1-3
CHANGE ROOM 2066	H/S			SC1-3
CHANGE ROOM 2067	H/S			SC1-3
CHANGE ROOM 2068	H/S			SC1-3
OUTSIDE STORAGE ROOM 2073	H/S			SC1-3
MAIN ELECTRICAL ROOM 2072	H/S			SC1-3
OUTSIDE STORAGE ROOM 2073	EOL			SC1-3
CORRIDOR BY CLASSROOM 2043	H/S			SC1-4
STAFF ROOM 2044	H/S			SC1-4
WASHROOM 2045	H/S			SC1-4
WASHROOM 2046	H/S			SC1-4
2ND FLOOR CORRIDOR BY STAIR 4	H/S			SC1-4
CORRIDOR BY ELECTRICAL ROOM 2055	H/S			SC1-4
YOUTH HEALTH 2053	H/S			SC1-4
EXIT CORRIDOR BY YOUTH HEALTH 2053	H/S			SC1-4
SCHOOL GYM	H/S			SC1-4
RECEPTION 2076	EOL			SC1-4
RECEPTION 2076	H/S			SC1-5
COMMUNITY GYM	H/S			SC1-5
COMMUNITY GYM	H/S			SC1-5
COMMUNITY CENTRE EXERCISE ROOM	H/S			SC1-5
COMMUNITY GYM FEMALE CHANGE ROOM	H/S			SC1-5
COMMUNITY GYM MALE CHANGE ROOM	H/S			SC1-5
COMMUNITY GYM FEMALE WASHROOM	H/S			SC1-5
OUTSIDE WASHROOM 2090	H/S			SC1-5

OUTSIDE WASHROOM 2091	H/S			SC1-5
ROOM 2089	H/S			SC1-5

Location Description	Device	Model	Address	Zone / Circuit #
ROOM 2089	EOL			SC1-5
BOILER ROOM 3065	H/S			SC1-6
MECHANICAL ROOM 3066	H/S			SC1-6
WASHROOM 3046	H/S			SC1-6
WASHROOM 3045	H/S			SC1-6
CORRIDOR BY CHEMISTRY LAB 3044	H/S			SC1-6
CHEMISTRY LAB 2044	H/S			SC1-6
GROW ROOM 3061	H/S			SC1-6
CORRIDOR BY LEARNING CENTRE 3059	H/S			SC1-6
WASHROOM 3059A	H/S			SC1-6
MECHANICAL ROOM 4001	EOL			SC1-6
MECHANICAL ROOM 4001	H/S			SC1-6
MECHANICAL ROOM 4001	EOL			SC1-6
MECHANICAL ROOM 4002	H/S			SC1-7
MECHANICAL ROOM 4002	EOL			SC1-7
OUTSIDE BY MAIN ELECTRICAL ROOM	H/S1			SC1-8
OUTSIDE BY SCHOOL GYM	H/S1			SC1-8
OUTSIDE BY COMMUNITY GYM	H/S1			SC1-8
	EOL			SC1-8
OUTSIDE BY COMMUNITY CENTRE ENTRANCE	H/S1			SC1-9
OUTSIDE BY COMMUNITY CENTRE WEST SIDE	H/S1			SC1-9
	EOL			SC1-9
PAD TRIGGER	PAD			SC1-10
SPRINKLER WATER GONG	B			SC1-11
INSIDE WATER GONG	EOL			SC1-11
1ST FLOOR CORRIDOR BY STAIR 1	H/S			SC2-1
WASHROOM 1005	H/S			SC2-1
1ST FLOOR CORRIDOR BY STAIR 2	H/S			SC2-1
LIBRARY 1001A	H/S			SC2-1
WASHROOM 1029	H/S			SC2-1

WASHROOM 1028	H/S			SC2-1
TECH PRODUCTION 1015	H/S			SC2-1
CORRIDOR BY VISUAL ARTS 1025	H/S			SC2-1
CREATIVE COMMON 1021	H/S			SC2-1

Location Description	Device	Model	Address	Zone / Circuit #
CREATIVE COMMON 1020	H/S			SC2-1
CORRIDOR BY CLASSROOM 1018	H/S			SC2-1
CORRIDOR BY CLASSROOM 1019	H/S			SC2-1
CORRIDOR BY CLASSROOM 1019	EOL			SC2-1
2ND FLOOR CORRIDOR BY STAIR 1	H/S			SC2-2
2ND FLOOR CORRIDOR BY CLASS 8/9	H/S			SC2-2
2ND FLOOR CORRIDOR BY CLASS 6/7	H/S			SC2-2
2ND FLOOR WASHROOM 2008A	H/S			SC2-2
2ND FLOOR CORRIDOR BY STAIR 2	H/S			SC2-2
2ND FLOOR STUDENT SERVICES 2004	H/S			SC2-2
2ND FLOOR CORRIDOR BY ROOM 2027	H/S			SC2-2
2ND FLOOR FEMALE WASHROOM 2030	H/S			SC2-2
2ND FLOOR MALE WASHROOM 2029	H/S			SC2-2
2ND FLOOR CORRIDOR BY ROOM 2033	H/S			SC2-2
2ND FLOOR CORRIDOR BY ROOM 2025	H/S			SC2-2
2ND FLOOR CORRIDOR BY ROOM 2025	EOL			SC2-2
OUTSIDE BY PRINCIPALS OFFICE	H/S			SC2-4
OUTSIDE LOWER COURTYARD	H/S			SC2-4
3RD FLOOR CORRIDOR BY STAIR 3	H/S			SC2-3
3RD FLOOR CORRIDOR BY STAIR 1	H/S			SC2-3
3RD FLOOR CORRIDOR BY CLASS 28/29	H/S			SC2-3
3RD FLOOR CORRIDOR BY CLASS 28/27	H/S			SC2-3
3RD FLOOR CORRIDOR BY STAIR 2	H/S			SC2-3

3RD FLOOR FEMALE WASHROOM 3030	H/S			SC2-3
3RD FLOOR MALE WASHROOM 3029	H/S			SC2-3
3RD FLOOR CORRIDOR BY CLASS 31	H/S			SC2-3
3RD FLOOR CORRIDOR BY CLASS 36	H/S			SC2-3
3RD FLOOR CORRIDOR BY CLASS 36	EOL			SC2-3

EMERGENCY LIGHTS

Unit #	Location	# of Heads	Model
	ADJ ROOM 307	2	REMOTE
	ADJ RM 306	2	CEILING UNIT
	ADJ STAIR 3 (3RD)	2	REMOTE
	ADJ WASHROOM 3047	2	REMOTE
	ADJ WASHROOM 3047	2	REMOTE
	ADJ ROOM 318	2	REMOTE
	W/R 3045	2	REMOTE
	W/R 3046	2	REMOTE
	CUSTODIAL 3048	2	UNIT
	ADJ ROOM 303	2	UNIT
	ADJ 320	2	REMOTE
	ADJ W/R 3049	2	CEILING UNIT
	COMM RM 3033	2	UNIT
	STAIR TO ROOF	2	REMOTE
	MECH ROOM STAIR	2	REMOTE
	MECH ROOM TOP STAIR	2	REMOTE
	MECH ROOM @ DOOR	2	UNIT
	MECH ROOM TOP STAIR	2	UNIT
	MECH ROOM	2	REMOTE
	MECH ROOM	2	REMOTE
	MECH ROOM	2	REMOTE

	MECH ROOM	2	REMOTE
	MECH ROOM AT TRANSFORMER	2	UNIT
	ADJ ROOM 339	2	REMOTE
	ADJ ROOM 341	2	CEILING UNIT
	ADJ ROOM 342	2	REMOTE
	ADJ W/R 3031	2	UNIT
	ADJ 325	2	REMOTE
	ACADEMIC COMMON 3023	2	REMOTE
	ACADEMIC COMMON 3023	2	REMOTE
	ACADEMIC COMMON 3023	2	REMOTE
	ADJ 3034 ELECT RM	2	UNIT
	ADJ ROOM 328	2	REMOTE
	CUSTODIAL ROOM 3032	2	UNIT
	WOMEN WASHROOM 3030	2	REMOTE
	MENS WASHROOM 3029	2	REMOTE

EMERGENCY LIGHTS

Unit #	Location	# of Heads	Model
	IN ROOM 3032		UNIT
	ADJ ROOM 3032	2	REMOTE
	IN ROOM 3064		UNIT
	STAIR #1 TOP	2	CEILING UNIT
	STAIR #1 TOP	2	REMOTE
	STAIR #1 TOP	2	REMOTE
	ACADEMIC COMMON 2023	2	REMOTE
	ACADEMIC COMMON 2023	2	REMOTE
	ACADEMIC COMMON 2023	2	REMOTE
	ADJ ROOM 229	2	REMOTE
	ADJ ROOM 228	2	CEILING UNIT

	ADJ ELECTRICAL ROOM	2	REMOTE
	ADJ ROOM 226	2	REMOTE
	ADJ ROOM 224	2	REMOTE
	ADJ WASHROOM 2032	2	REMOTE
	MENS WASHROOM 2029	2	REMOTE
	WOMENS WASHROOM 2030	2	REMOTE
	CUSTODAIL ROOM 2032	2	UNIT
	ADJ RM 242	2	CEILING UNIT
	STAIR #2 LVL 2	2	REMOTE
	STAIR #2 LVL 2	2	REMOTE
	STAIR #2 1ST LANDING	2	REMOTE
	STAIR #2 1ST LANDING	2	REMOTE
	ADJ W/R 2008	2	REMOTE
	ADJ ROOM 238	2	CEILING UNIT
	ADJ ROOM 242	2	REMOTE
	COMM RM 2033	2	UNIT
	ADJ ROOM 242	2	REMOTE
	ADJ ROOM 201	2	REMOTE
	ADJ ROOM 202	2	UNIT
	ADJ ROOM 204	2	CEILING UNIT
	ADJ ROOM 203	2	REMOTE
	CUSTODIAL ROOM 2048	2	UNIT
	WOMENS WASHROOM 2046ADJ W/M 2047	2	REMOTE

EMERGENCY LIGHTS

Unit #	Location	# of Heads	Model
	MENS W/R 2045	2	REMOTE
	ADJ STAIR 4	2	REMOTE
	STAFF COPY ROOM	2	CEILING UNIT

			UNIT
	STAFF W/R	2	REMOTE
	STAFF W/R	2	REMOTE
	STAFF ROOM	2	REMOTE
	STAFF ROOM HALL	2	REMOTE
	ADJ ROOM 206	2	REMOTE
	ADJ ROOM 207	2	CEILING UNIT
	ADJ YOUTH HEALTH	2	REMOTE
	STAIR 4 (2ND LANDING)	2	WALL UNIT
	STAIR 4 2ND LANDING	2	REMOTE
	STAIR 4 AT EXIT	2	REMOTE
	STAIR 4 AT EXIT	2	REMOTE
	STAIR 1 2ND UNIT	2	WALL UNIT
	W/R 2008A	2	WALL UNIT
	STAIR 1 1ST FLOOR	2	CEILING UNIT
	STAIR 1 1ST FLOOR	2	REMOTE
	STAIR 1 1ST FLOOR	2	REMOTE
	CUSTODIAL 1031	2	WALL UNIT
	ADJ W/R 1030	2	REMOTE
	ADJ W/R 1030	2	CEILING UNIT
	MENS W/R 1030	2	REMOTE
	WOMENS W/R 1029	2	REMOTE
	ADJ ROOM 135	2	REMOTE
	ADJ ROOM 128	2	REMOTE
	ADJ ROOM 127	2	CEILING UNIT
	ADJ ROOM 129	2	REMOTE
	ROOM 1063		UNIT
	STAIR 3 LVL 1	2	WALL UNIT
	STAIR 3 LVL 1 LANDING	2	REMOTE
	STAIR 3 LVL 2	2	REMOTE
	STAIR 3 LEVEL 1 LANDING	2	REMOTE
	STAIR 3 LVL 2	2	REMOTE

	STAIR 3 LVL 2 LANDING	2	REMOTE
	STAIR 3 LVL 2 LANDING	2	REMOTE
	STAIR 3 LVL 3	2	UNIT

EMERGENCY LIGHTS

Unit #	Location	# of Heads	Model	C
	STAIR 3 LVL 3	2	REMOTE	
	ADJ ROOM 137	2	REMOTE	
	LIBRARY AT DESK	2	REMOTE	
	ADJ ROOM 138	2	CEILING UNIT	
	STAIR 1 LVL 1	2	WALL UNIT	
	ADJ STAIR 1	2	REMOTE	
	STAIR 1 LVL 1.5	2	REMOTE	
	STAIR 1 LVL 1.5	2	REMOTE	
	STAIR 1 LVL 2	2	REMOTE	
	STAIR 1 LVL 2	2	REMOTE	
	ROOM 140	2	REMOTE	
	LIBRARY	2	REMOTE	
	MAIN ENT VEST	2	REMOTE	
	MAIN ENTRANCE	2	CEILING UNIT	
	MAIN ENTRANCE	2	REMOTE	
	ADJ ROOM 100	2	REMOTE	
	ADJ ROOM 106	2	REMOTE	
	ADJ ROOM 115	2	CEILING UNIT	
	STAGE BEHIND CURTAIN	2	WALL UNIT	
	ADJ ROOM 111	2	CEILING UNIT	
	CAFETORIUM (X8)	2	REMOTES	
	ADJ STORAGE B	2	REMOTE	
	STORAGE B	2	WALL UNIT	
	ADJ CUSTODIAL STORAGE	2	REMOTE	
	KITCHEN	2	CEILING UNIT	

	KITCHEN	2	REMOTE
	KITCHEN STORAGE	2	REMOTE
	CUSTODIAL ROOM 1057	2	WALL UNIT
	MENS WASHROOM 1054	2	REMOTE
	ADJ ROOM 1062	2	REMOTE
	STAIR 4 LVL 1	2	REMOTE
	STAIR 4 LVL 1	2	WALL UNIT
	ADMIN OFFICE	2	REMOTE
	ADMIN OFFICE	2	WALL UNIT
	HIGH SCHOOL GYM	2	UNIT + 1 REMOTE
	HIGH SCHOOL GYM	2	UNIT + 1 REMOTE

EMERGENCY LIGHTS

Unit #	Location	# of Heads	Model	Notes
	HIGH SCHOOL GYM	2	UNIT + 1 REMOTE	
	HIGH SCHOOL GYM	2	UNIT + 1 REMOTE	
	MECH RM 3065 AT DOOR	2	REMOTE	
	MECH ROOM 3065 AT FURNACE	2	REMOTE	
	MECH ROOM 3065 AT HOT WATER	2	WALL UNIT	
	MECH ROOM 3065 AT EXHUAUST FAN	2	REMOTE	
	MECH ROOM 3065 AT ROOF DOOR	2	REMOTE	
	MECH ROOM 3065 AT DOOR 3066	2	REMOTE	
	MECH ROOM 3066 AT DOOR	2	REMOTE	
	MECH ROOM 3066 AT STAIR	2	REMOTE	
	MECH ROOM 3066 AT STAIR	2	REMOTE	
	MECH ROOM 3066 BOTTOM STAIR	2	REMOTE	
	MECH ROOM 3066	2	REMOTE	
	MECH ROOM 3066	2	REMOTE	
	MECH ROOM 3066	2	REMOTE	

	MECH ROOM 3066	2	WALL UNIT	
	BEHIND RECEPTION	2	CEILING UNIT	COMMUNITY SIDE
	LOBBY	2	REMOTE	COMMUNITY SIDE
	LOBBY	2	REMOTE	COMMUNITY SIDE
	BOTTOM STAIRS	2	REMOTE	COMMUNITY SIDE
	ADJ ELEV 1ST FLOOR	2	CEILING UNIT	COMMUNITY SIDE
	ADJ LOCKER HALL	2	REMOTE	COMMUNITY SIDE
	ADJ W/R	2	CEILING UNIT	COMMUNITY SIDE
	MENS W/R	2	REMOTE	COMMUNITY SIDE
	WOMENS W/R	2	REMOTE	COMMUNITY SIDE
	CUSTODIAL 2084	2	WALL UNIT	COMMUNITY SIDE
	LOCKERS WOMENS (X2)	2	REMOTE	COMMUNITY SIDE
	MALE LOCKER (X2)	2	REMOTE	COMMUNITY SIDE
	SENIORS ROOM 3076	2	REMOTE	COMMUNITY SIDE
	IN GYM ROOM 2071		UNIT	COMMUNITY SIDE
	GYM AT STORAGE	2	WALL UNIT	COMMUNITY SIDE
	GYM AT DOOR	2	WALL UNIT	COMMUNITY SIDE
	GYM SCHOOL SIDE	2	REMOTE	COMMUNITY SIDE
	GYM AT SCORE BOARD	2	REMOTE	COMMUNITY SIDE
	GYM AT SCORE BOARD	2	REMOTE	COMMUNITY SIDE

EMERGENCY LIGHTS

Unit #	Location	# of Heads	Model	Notes
	GYM SCHOOL SIDE	2	REMOTE	COMMUNITY SIDE
	DAYCARE 2089		UNIT + 3 REMOTES	REMOTE HEAD IN EACH OUTSIDE WASHROOM
	2ND FLOOR RM 3070		UNIT + REMOTES	REMOTES IN 3076, 6079, 3078, BY 3077, BY 3070, BY 3073 (X2)
	MECH RM 2ND FL		UNIT + 3 REMOTES	COMMUNITY SIDE
	MECH RM 2ND FL		UNIT + 2 REMOTES	COMMUNITY SIDE

		REMOTES	
	STAIR 8A	UNIT + 1 REMOTE	REMOTE IN MECH RM STAIR
	GROUND FL RM 2092		

	LOCATION: East St. Margarets	Device	Device address or circuit number
	FIRE ALARM PANEL: Simplex 4010		

MANUAL PULL STATIONS

1	1ST Floor Near Front Entrance	MA	M1-1
2	1ST FLOOR BY GYM	MA	M1-2
3	1ST FLOOR BY ROOM 14	MA	M1-4
4	1ST FLOOR NEAR REAR ENTRANCE	MA	M1-5
5	1ST FLOOR CENTER STAIRS	MA	M1-3
7	2ND Floor BY ROOM 110 NORTH	MA	M1-6
8	2ND FLOOR BY ROOM 113 SOUTH	MA	M 1-7
10	BOILER ROOM	MA	M1-8

HEAT DETECTORS

1	BOILER ROOM	RHTTA	M1-9
---	-------------	-------	------

NOTIFYING DEVICES

1	BOILER ROOM	K	NAC 1
2	BY ROOM 14 LOWER LEVEL	K	NAC 2
3	BY GYM ENTRY LOWER LEVEL	K	NAC 2
4	BY ROOM 113 UPPER LEVEL	K	NAC 2
5	BY ROOM 110 UPPER LEVEL	K	NAC 2

END OF LINE RESISTORS

1	1ST FLOOR BY ROOM 14	EOL	
2	2ND FLOOR BY ROOM 110	EOL	

SPRINKLER DEVICES

TANK 2 LOW WATER	SUPV	M1-11
TANK 1 LOW WATER	SUPV	M1-10
MAIN GATE VALVE	GV	M1-13
SPRINKLER FLOW	FS	M1-12
SUPERVISORY TANK 1	SPV	M1-16
SUPERVISORY TANK 2	SPV	M1-15

Fire Door Number or Location
TOP STAIR MAIN ENTRY
BOTT STAIR MAIN ENTRY

BOTT STAIR CANTER ENTRY

TOP STAIR CENTER ENTRY

EMERGENCY LIGHTS

1ST FLOOR CORRIDOR		EMERGILIT E	
1ST FLOOR MULTIPURPOSE ROOM		LUMACELL	
1ST FLOOR MULTIPURPOSE ROOM		LUMACELL	
1ST FLOOR CENTRE EXIT		EXIT	AC ONLY NO DC BACKUP
STAIRWELL EXIT NEAR MUSIC		EXIT	AC ONLY NO DC BACKUP
1ST FLOOR EXIT NEAR GIRLS BATHROOM		EXIT	AC ONLY NO DC BACKUP
2ND FLOOR STAIRWELL		EMERGILIT E	
2ND FLOOR CORRIDOR		AIMLITE	
CENTER STAIRWELL		AIMLITE	
2ND FLOOR STAIRWELL EXIT		EXIT	
2ND FLOOR CENTRE STAIR EXIT		EXIT	
2ND FLOOR STAIRWELL EXIT		EXIT	AC ONLY NO DC BACKUP/ REPLACED 1X408 BULB
2ND FL STAIR		EMERGILIT E	
BOILER RM		EXIT COMBO	
TANK RM		AIMLITE	

		Device	Device address or circuit number
	LOCATION: Five Bridges		
	FIRE ALARM PANEL: Edwards EST 2		
1	1ST FLOOR		
2	1ST FL SOUTH PULL STATION	MA	205
3	KITCHEN EXIT	MA	229
4	1ST EAST EXIT PULL STATION	MA	225
5	1ST FL CENTER STAIRS	MA	216
6	1ST FL NORTH STAIR PULL STATION	MA	208
7	1FL NEAR MUSIC ROOM PULL STATION	MA	209
8	1ST FL WEST AHU ROOM PULL STATION	MA	210
9	KITCHEN STORAGE	SA	115
10	1ST FL LOBBY SMOKE	SA	129
11	1ST FL LOBBY TO WEST SMOKE	SA	128
12	1ST FL WEST SERVER RM 141	SA	125
13	1ST FL MAIN ELECTRICAL ROOM	SA	108
14	1ST FL MAIN ELECTRICAL ROOM REAR	SA	111
15	1ST FL ELECTRICAL CLOSET RM 137	SA	112
16	1ST FL LOBBY TO SOUTH CORRIDOR	SA	126
17	1ST FL FAN ROOM AHU#2 SUPPLY DUCT SMOK	DSA	110
18	1ST FL FAN ROOM AHU#1 SUPPLY DUCT SMOK	DSA	109
19	ELEVATOR ROOM	SA	107
	ELEVATOR PIT	HT	228
20	2ND FLOOR		
21	2ND FL SOUTH CORRIDOR PULL STATION	MA	204
22	2ND FL NORTH STAIRS PULL STATION	MA	207
23	1ST FL MAIN ENTRANCE PULL STATION	MA	203
24	2ND FL WEST STAIR PULL STATION	MA	206
25	2ND FLOOR GYM PULL STATION	MA	211
26	2ND FL SOUTH CORRIDOR ADJ 207 SMOKE	SA	116
27	2ND FL SOUTH CORRIDOR ADJ 217 SMOKE	SA	117

28	2ND FL LOBBY SMOKE	SA	121
29	2ND FL WEST LOBBY CORR ADJ 222 SMOKE	SA	122
30	2ND FL NORTH CORR ADJ 264 SMOKE	SA	124
31	2ND FL WEST CORRIDOR ADJ RM 230 SMOKE	SA	118
32	2ND FL WEST CORRIDOR ADJ RM 233 SMOKE	SA	120
33	2ND FL WEST CORRIDOR ADJ RM 222 SMOKE	SA	123
34	2ND FL ELECTRICAL CLOSET RM 237	SA	113
35	2ND FL IT ROOM	S	130
36	WOODWORKING 1ST FLOOR EXIT	MA	234
	3RD FLOOR		
37	3RD FL CENTER STAIRS PULL STATION	MA	212
38	3RD FL SOUTH STAIR PULL STATION	MA	213
39	3RD FL WEST STAIR PULL STATION	MA	214
40	3RD FL NORTH STAIR PULL STATION	MA	215
41	3RD FL TOP OF MAIN STAIR SMOKE	SA	103
42	3RD FL TOP OF SOUTH STAIR SMOKE	SA	104
43	3RD FL TOP OF WEST STAIR SMOKE	SA	105
44	3RD FL TOP OF NORTH STAIR SMOKE	SA	106
45	3RD FL ELECTRICAL CLOSET RM 332	SA	114
46	3RD FL ROOF FAN AREA	DSA	
47	3RD FL ROOF FAN AREA	DSA	
49	SPRINKLER DEVICES		
50	LOW WATER TANK#2	SV	238
51	LOW WATER TANK#1	SV	218
52	MAIN GATE VALVE	SV	237
53	GATE VALVE TANK #1	SV	237
54	GATE VALVE TANK #2	SV	237
55	SPRINKLER ROOM FLOW	FSP	217
57	RELAYS		
58	EXHAUST FAN SHUT DOWN DISH WASHER	AUX	231
59	AHU'S SHUTDOWNS	AUX	227
60	FAN DOOR RELAY	AUX	220
	DOOR HOLDERS		
61	ELEVATOR RECALL	DH	
64	1ST FL SOUTH STAIRS	DH	
65	2ND FL SOUTH STAIRS	DH	
66	3RD FL SOUTH STAIRS	DH	

67	1ST FL CORR TO WEST	DH	
68	2ND FL CORR TO WEST	DH	
69	3RD FL CORR TO WEST	DH	
70	1ST FL WEST STAIRS	DH	
71	2ND FL WEST STAIRS	DH	
72	3RD FL WEST STAIRS	DH	
73	1ST FL MENS WASHROOM	DH	
74	2ND FL CORR TO NORTH	DH	
75	3RD FL CORR TO NORTH	DH	
76	1ST FL NORTH STAIRS	DH	
77	2ND FL NORTH STAIRS	DH	
78	3RD FL NORTH STAIRS	DH	
80	HORN STROBES		
81	1ST FL BOYS WASHROOM	HS	
82	1ST FL GIRLS WASHROOM	HS	
83	1ST FL BY RM 152	HS	
84	1ST FL CENTER LOBBY	HS	
85	1ST FL CORR BY RM 124	HS	
86	CAFETERIA 1ST FL	HS	
87	1ST FL SERVICE WATER TANK AREA	HS	
89	GYM 2ND FL	HS	
90	2ND FL CORR BY MALE CHANGE RM	HS	
91	MENS LOCKER RM	HS	
92	FEMALES LOCKER RM	HS	
93	2ND FL CORR BY RM 219	HS	
94	2ND FL MENS WASHROOM	HS	
95	2ND FL WOMENS WASHROOM	HS	
97	3RD FL MENS WASHROOM	HS	
98	3RD FL WOMENS WASHROOM	HS	
99	3RD FL CORR BY RM 316	HS	
100	3RD FL CORR BY RM 334	HS	
101	3RD FL CORR CENTER STAIRS	HS	
102	3RD FL CORR BY RM 300	HS	
103	1ST FL KITCHEN	HS	
104	1ST FL MUSIC ROOM	B	

EMERGENCY LIGHTING			
Line #	EL UNIT Location	Remote	Cab. Head
1	TOP OF STAIRS LEFT 3RD FL		6V 7AH
2	BY ROOM 300 3RD FLOOR		6V 7AH
3	BY ROOM 303 3RD FLOOR		6V 7AH

4	TOP OF CENTER STAIRS 3RD FL		6V 7AH
5	3RD FL NEAR RM337		6V 7AH
6	3RD FL NEAR RM334		6V 7AH
7	TOP OF STAIRS NEAR 335 3RD FL		6V 7AH
8	3RD FL BY WASHROOM		6V 7AH
9	3RD FL ACROSS FROM 314		6V 7AH
10	3RD FL BY 322		6V 7AH
11	3RD FL STAIRS BY 319		6V 7AH
12	3RD FLOOR BY BOYS W/R		6V 7AH
13	3RD FLOOR WOMENS W/R		6V 7AH
14	3RD FLOOR BY LIBRARY		6V 7AH
15	STAIRWELL BY ROOM 300		6V 7AH
1	STAIRS BY 256		6V 7AH
2	2ND FL BY ROOM 261		6V 7AH
3	2ND FL BY ROOM 263B		6V 7AH
4	2ND FL NEAR WASHROOMS		6V 7AH
5	2ND FL MAIN ENTRANCE		6V 7AH
6	2ND FL BOYS WASHROOM		6V 7AH
7	2ND FLOOR CORR TO ELEVATOR		6V 7AH
8	2ND FL CENTER STAIRS		6V 7AH
9	2ND FL NEAR 219	Y	
10	2ND FL CENTER OFFICE		6V 7AH
11	OFFICE BY WASHROOM	Y	
12	2ND FL CORR BY 222		6V 7AH
13	2ND FL CORR BY 231		6V 7AH
14	2ND FL CORR BY 230	Y	
15	2ND FL STAIRS BY 233		6V 7AH
16	2ND FL CORR BY GYM/ELECTRICAL ROOM		6V 7AH
17	2ND FL CORR BY GYM/OFFICE	Y	
18	2ND FL STAIRS BY FEMALE CHANGE RM		6V 7AH
19	2ND FL GYM		6V 7AH
20	2ND FL GYM		6V 7AH
21	2ND FL GYM LEFT OF EMG EXIT		6V 7AH
22	2ND FL STAGE RIGHT GYM		6V 7AH
23	2ND FL ACROSS FROM 252		6V 7AH
24	2nd FLOOR GIRLS WASHROOM		6V 7AH
1	STAIRS BY CAFT .1ST FLOOR		6V 7 AH
2	1ST FL BY ROOM 106		6V 7 AH
3	1ST FL BY ROOM 124		6V 7 AH
4	1ST FL CORR TO STAFF RM		6V 7 AH
5	1ST FL CENTER STAIRS		6V 7 AH
6	1ST FL CENTER STAIRS		6V 7 AH
7	1ST FL CORR TO ELEV		6V 7 AH

8	1ST FL MALE WASHROOM		6V 7 AH
9	1ST FL FEMALE WASHROOM		6V 7 AH
10	1ST FL CORR BY WASHROOMS		6V 7 AH
14	1ST FL SERVICE CORR BY BOILER RM		6V 7 AH
15	1ST FL BOILER RM		6V 7 AH
16	ENTRANCE TO BOILER RM	Y	
17	SPRINKLER TANK RM		6V 7 AH
18	SERVICE CORR BY ELECT VAULT		6V 7 AH
19	WATER TANK ROOM		6V 7 AH
20	ELECTRICAL VAULT		6V 7 AH
21	FAN ROOM 1ST FLOOR		6V 7 AH
22	ELECTRICAL VAULT		6V 7 AH
23	HOME ECK CLASSROOM 118		6V 7 AH
24	HOME ECK CLASSROOM 118	Y	
25	SERVICE ENTRANCE		6V 7 AH
26	HOT WATER TANK ROOM		6V 4.5 AH
27	SERVER ROOM		6V 7 AH

HOT WATER TANK ROOM			
SERVER ROOM			
CAFETERIA			
CORRIDOR BY ROOM 143			
CORRIDOR BY ROOM 145			
BOTTOM NORTH STAIRWELL @ 108			
STAIR AT 147			
CAFETERIA		REMOTE	
1ST FLOOR WOODWORKING		AIMLITE	
1ST FLOOR WOODWORKING		COMBO	
1ST FLOOR FAN ROOM		LUMACELL (UNIT)	
1ST FLOOR BAND DOOR		CEILING UNIT (BATTERY)	
1ST FLOOR CORRIDOR BY ROOM 225		UNIT	
1ST FLOOR STAIRS BY CAFETERIA		UNIT	
FAN ROOM			

PARTS		UNIT	
-------	--	------	--

	LOCATION: Grosvenor Wentworth	Device	Device address or circuit number
--	--------------------------------------	---------------	---

FIRE ALARM PANEL:Edwards 6500

MANUAL PULL STATIONS

1	FIRE PANEL EXIT	M	ZONE 1
2	MAIN ENTRANCE	M	ZONE 1
3	SOUTH EXIT TO PARKING	M	ZONE 1
4	TOP OF RAMP	M	ZONE 1
5	SPRINKLER ROOM	M	ZONE 1
6	EXIT BY AV ROOM	M	ZONE 2
7	GYM HALL BY PHYS. ED. ROOM	M	ZONE 2
8	GYM	M	ZONE 2
9	GYM	M	ZONE 2
12	GYM	M	ZONE 2
10	EXIT BY ROOM 118	M	ZONE 2
11	BOILER ROOM	M	ZONE 3

SMOKE DETECTORS

1	ELECTRICAL ROOM	S	ZONE 2
---	-----------------	---	--------

HEAT DETECTORS

3	TEACHERS ROOM	RHT	ZONE 1
4	TEACHERS ROOM WASHROOM	RHT	ZONE 1
5	COMPUTER ROOM	RHT	ZONE 1

6	STORAGE BY COMPUTER ROOM	RHT	ZONE 1
7	STAFF WASHROOM	RHT	ZONE 1
8	PRIVATE WASHROOM IN GIRLS WASHROOM	RHT	ZONE 1
9	SPRINKLER ROOM	RHT	ZONE 1
10	READING RECOVERY CLOSET	RHT	ZONE 1
1	BOILER ROOM LEFT	HT	ZONE 3
2	BOILER ROOM RIGHT	HT	ZONE 3

SPRINKLER DEVICES

1	SPRINKLER ROOM PRESSURE ALARM\	FSP	ZONE 1
2	SPRINKLER ROOM MAIN CONTROL VALVE	SV	ZONE 1

NOTIFYING DEVICES

1	SOUTH HALL	B	SIG 1
2	TOP OF RAMP MID HALL	B	SIG 1
3	MAIN ENTRANCE	B	SIG 1
4	BY LIBRARY	B	SIG 2
5	BY ROOM 116	B	SIG 2
6	BY AV ROOM	B	SIG 2
7	GYM HALL	B	SIG 2
8	GYM HALL	B	SIG 2
9	GYM	B	SIG 2
10	GYM	B	SIG 2
11	ABOVE FIRE PANEL	H/V	N/A

END OF LINE RESISTORS

1	BY ROOM 116	EOL	SIG 2
2	TOP OF RAMP	EOL	ZONE 1
3	EXIT BY ROOM 118	EOL	ZONE 2
4	BOILER ROOM	EOL	ZONE 3

FIRE ALARM NOTES AND RECOMMENDATIONS

Pressure Flow Switch In Sprinkler Room Is Tied Directly To Horn/Strobe Located Above(BLUE IN COLOR)

EMERGENCY LIGHTING

Location	# of Heads	Model
SOUTH EXIT ADJ ROOM #10		LUMACELL RG38-LMC
SOUTH HALL BY OFFICE		LUMACELL RG38-LMC
BY OFFICE		LUMACELL RG38-LMC
BY FIRE PANEL		LUMACELL RG38-LMC
BY TEACHERS ROOM		LUMACELL RG38-LMC
TOP OF RAMP		LUMACELL RG38-LMC
EXCEL		LUMACELL RG38-LMC
JANITOR ROOM BATTERY PAK		EMERGI-LITE
ELECTRICAL ROOM		REMOTE
BY ROOM 114		LUMACELL RG38-LMC
BY ROOM 118		EMERGI-LITE JML 36 2
LIBRARY HALL BATTERY PAK		DUAL LITE COMBO
LIBRARY HALL		REMOTE
AV EXIT BATTERY PAK		EMERGI-LITE 6 JML 38
AV AREA		REMOTE
JANITOR ROOM BATTERY PAK		DUAL LITE LDS 180
GYM HALL FAR END		REMOTE
PORTABLE #1		COMBO UNIT
PORTABLE #1		COMBO UNIT
BOYS CHANGE ROOM		EMERGI LITE 6 JML 38
GYM HALL		REMOTE
GIRLS CHANGE ROOM		EMERGI LITE 6 JML

ROOM		LITE MODEL 36
GYM STORAGE BATTERY PAK		DUAL LITE LDS 180
GYM BY STORAGE ROOM		REMOTE
GYM ADJ GIRLS CHANGE ROOM		DUAL LITE LDS 180
GYM REAR EXIT LHS		LUMACELL RG36
BOILER ROOM		UNIT
SPRINKLER ROOM		LUMACELL RG36
PORTABLE 1		COMBO X 2
ELEC.RM		REMOTE
PORTABLE 2		COMBO X 2
LIBRARY HALL AT MILK FRIDGE		AIMLITE

LOCATION: Halifax West	Device	Device address or circuit number
FIRE ALARM PANEL: Edwards EST 3		

MANUAL PULL STATIONS

LEVEL 1

PUMP RM C132	MA	102126
LEV 1 CORR BY STAIRWELL A	MA	102127
LEV 1 BY SERVER RM C151	MA	102128
LEV 1 CORR BY STAIRWELL 3 ADJ C103	MA	102129

LEVEL 2

GYM EXIT NORTH WEST	MA	102379
GYM South West EXIT	MA	102378
CORR BY C227	MA	376
CORR BY RM C245	MA	102377
RECEPTION A274 exit	MA	380
BY RM 242A A WING	MA	381
CAFETERIA EXIT	MA	382
CORR BY B206	MA	383
KITCHEN	MA	102384
PRODUCTION TECH B214	MA	385
CAFETERIA	MA	386
BY RM A234	MA	102387
CORR BY RM C220	MA	102388
STORAGE RM C260 (OUTDOOR)	MA	102389
LEV 2 BY STAIRWELL # 5	MA	406
EAST END CORR A201 BY RM A286	MA	102411
MAIN ENTRANCE A200	MA	412

LEVEL 3

LEVEL 3 CORR BY B318	MA	103127
CORR BY RM A344	MA	103130
CORR BY RM C327	MA	103131
CORR BY C345	MA	103132
MECH RM A341 inside A-342	MA	103133
LEV 3 RIGHT THEATRE BALCONY	MA	103048
CORR BY A310	MA	103142
LEV ADJ WASHROOM A313	MA	103149
LEV 3 ADJ OPEN STAIR	MA	103152
PENTHOUSE 2	MA	103377
PENTHOUSE 1	MA	103378

SMOKE DETECTORS

LEVEL 1			
	PUMP STORAGE RM 134	SA	102001
	ELECTRICAL RM C174	SA	102002
	COMM RM C173	SA	102003
	SERVER RM C151	SA	102004
	ELEVATOR MACHINE RM	SA	102005
	LEV 1 ELEVATOR LOBBY C WING	SA	102006
LEVEL 2			
	CORR BY RM A-291	SA	264
	CORR BY RM A-233	SA	102269
	CORR BY RM A-220	SA	102266
	A224 STORAGE RM	SA	102253
	A231 STORAGE RM	SA	102252
	A232 COMM CLOSET	SA	102270
	Inside Balcony Right side and Left side, 3rd floor	SA	
	CORR BY RM A-234	SA	102268
	A241 STORAGE RM	SA	102258
	A242 OFFICE STORAGE	SA	102257
	A250 STORAGE RM	SA	102276
	A259 GYM STORAGE	SA	102260
	A259 GYM STORAGE(STEEL CAGE)	SA	259
	A277 STORAGE RM	SA	251
	CORR BY RM A-286	SA	102265
	A291 STORAGE RM	SA	102256
	B205, STORAGE RM / Kitchen Storage	SA	102267
	B221 STORAGE RM / Music room	SA	102262
	WING C BY ELEVATOR	SA	102254
	C219 CORRIDOR BY	SA	102263
	C219 COMM RM	SA	102274
	C220 CORR BY STORAGE RM	SA	102255
	C220 STORAGE RM	SA	102261
LEVEL 3			
	STAIRWELL 1	SA	103027
	STAIRWELL 2	SA	103007
	WING A STAIRS 5	SA	103019
	STAIRWELL 3	SA	103023
	STAIRWELL 4	SA	103021
	LEV 3 ADJ OPEN STAIR	SA	103034
	CORR BY A-310	SA	103025
	CORR BY A-312	SA	26
	CORR BY A-311	SA	103032
	A311, ELEVATOR LOBBY BY RM	SA	103024
	CORR BY A-312	SA	103025

	CORR BY A-313 Washroom	SA	103031
	A322, COMM RM	SA	103011
	Comm Rm C-319	SA	28
	,CORR BY A-327	SA	103012
	A331, STORAGE RM(INSIDE A333)	SA	15
	CORR BY RM A-344	SA	103017
	A353 ,BY RM	SA	103035
	A345, STORAGE(INSIDE A344)	SA	103014
	LEV 3 ADJ RIGHT ENTRY THEATRE BALCONY	SA	103030
	LEV 3 RIGHT ENTRY THEATRE BALCONY	SA	103033
	B328, STORAGE (INSIDE B327)	SA	103013
	B303, STORAGE RM	SA	103018
	Inside C-319	SA	103028
	, CORR BY B-320	SA	103006
	CORR BY B-318	SA	103005
	CATWALK stage / Also 2 on the Center Catwalk	SA	
	C351, STORAGE RM	SA	10320
	ELEVATOR SHAFT	SA	16
	STUDENT GOVERNMENT	SA	103020
	Level 3 A WING A301 BY 312	SA	10325
	BALCONY #1	S	103039
	BALCONY #2	S	103042

HEAT DETECTORS

	C132, BOILER RM	HTA	140
	A220, JANITOR'S RM	HTA	102275
	A233, JANITOR'S RM	HTA	102272
	B204, SPRINKLER RM(IN CAFETERIA)	HTA	102271
	C260, STORAGE RM(OUTDOOR)	HTA	102273
	SOUTH STAGE (AUDITORIUM)	HTA	103003
	NORTH STAGE (AUDITORIUM)	HTA	4
	B314, MECH RM	HTA	1
	B314, MECH RM	HTA	2
	A311, JANITOR'S RM	HTA	10
	A324, JANITOR'S RM	HTA	29
	A342,EAST MECH RM	HTA	8
	A342,EAST MECH RM	HTA	9
	PENTHOUSE 1(NORTH)	HTA	103251
	PENTHOUSE 1(SOUTH)	HTA	103253
	PENTHOUSE 2	HTA	103252
	PENTHOUSE 2(NORTH)	HTA	103254
	MECH. RM. LEVEL 3 AWING		103009

SPRINKLER DEVICES

1	SUPV VALVE ELEV WING A & B STAIR 3	SV	126
2	ELEVATOR TAMPER SWITCH 3RD FLOOR	SV	129
3	SPRINKLER VALVE ELEVATOR PIT	FSV	132
4	NORTH GATE VALVE RM C320	FS	134
5	NORTH SPRINKLER ALARM RM C320	FS	135
6	PENT WEST SPRK FLOW ALARM BY C340	FS	137
7	SPRINKLER FLOW ALARM	FSV	138
8	SPRK. FLOW SOUTH SWITCH STAIR 2	FS	143
9	SPRINKLER VALVE NORTH RM C220	FS	395
10	SPRINKLER NORTH C220	FS	396
11	TAMPER SWITCH 2	SV	397
12	TAMPER VALVE 1	SV	398
13	TAMPER SWITCH 3	SV	399
14	SPRK FLOW LEV 1,2,3 & PENTHOUSE	FS	400
15	TAMPER SWITCH 4	SV	401
16	SPRINKLER RM. FLOW PER-ACTION	FS	402
17	TAMPER SWITCH 11 SPRK. RM. LEV 2	SV	403
18	SPRK RM FLOW SW-10	FS	404
19	LOW PRESSURE SWITCH 26 SPRK RM	PS	407
20	LOW PRESSURE SWITCH 27 SPRK RM	PS	408
21	TAMPER SWITCH 5 DELUGE SPRK RM	SV	409
22	SPRINKLER LEV 1 & 2 WING	TS	410
23	SPRK SOLENOID PER-ACTION 2 OF 2	FS	413

DOOR HOLDERS

1	STAIRWELL 4	DH	130
2	STAIRWELL 3	DH	131
3	CORR A203 DOOR RELEASE	DH	390
4	DOOR RELEASE A202 S/E	DH	391
5	DOOR RELEASE A208 WEST	DH	392
6	CORR A204 DOOR HOLDERS	DH	394
7	STAIRS 2 LEV 2 DOOR RELEASE	DH	414
8	STAIRS 2 LEV 3 DOOR RELEASE	DH	415
9	STAIRS 2 LEV 4 DOOR RELEASE	DH	316
10	DOOR RELAY BY TEEN HEALTH	DH	417
11	RELAY DOOR BY TEEN HEALTH	DH	418
12	DOOR HOLDER	DH	419
13	SOUTH DOOR RELEASE	DH	128
14	DOOR RELEASE CORR A303	DH	140
15	DOOR RELEASE CORR A301	DH	141
16	STAIRS 4 LEV 3 DOOR RELEASE	DH	144
17	STAIRS 3 LEV 3 DOOR RELEASE	DH	145
18	RELAY REAR STAIR 3RD FL	DH	146
19	RELAY DOOR RELEASE CORR A305	DH	147

AUXILIARIES			
1	ELEVATOR RECALL	RLY	133
2	KITCHEN SHUNT TRIP	RLY	393
3	SPRK RM SOLENOID PER-ACTION RELAY	RLY	405
4	KITCHEN HOOD	RLY	420
NOTIFYING DEVICES			
1ST FLOOR / BASEMENT			
1	CORR C104	MH	SIG 1
2	MENS WASHROOM C172	MH	SIG 1
3	FEMALES WASHROOM C171	MH	SIG 1
4	WASHROOM C152	MH	SIG 1
5	EXIT AREA	MH	SIG 1
6	FEMALE WASHROOM C162	MH	SIG 1
7	MENS WASHROOM C161	MH	SIG 1
8	CORR BY C127	MH	SIG 1
9	CORR BY C121	MH	SIG 1
10	PUMP RM	MH	SIG 1
11	CORR BY C141	MH	SIG 1
12	PUMP RM	EOL	SIG 1
2ND FLOOR			
13	CORR BY A214	MH	SIG 2
14	FEMALES WASHROOM	MH	SIG 2
15	MENS WASHROOM	MH	SIG 2
16	CHANGE RM A262	MH	SIG 2
17	CHANGE RM A263	MH	SIG 2
18	GYM (OUTSIDE WALL)	MH	SIG 2
19	GYM (OUTSIDE WALL)	MH	SIG 2
20	GYM	MH	SIG 2
21	GYM	MH	SIG 2
22	CHANGE RM A270	MH	SIG 2
23	CHANGE RM A271	MH	SIG 2
24	CLASSROOM BY ALCOVE	MH	SIG 2
25	CORR BY STAIRS 5	MH	SIG 2
26	RECEPTION A274	MH	SIG 2
27	CORR BY A244	MH	SIG 2
28	OUTSIDE LIBRARY	MH	SIG 2
29	LIBRARY	MH	SIG 2
30	LIBRARY	MH	SIG 2
31	LOWER EXTERIOR COURTYARD	MH	SIG 2
32	WASHROOM A290	MH	SIG 2
33	ENTRANCE	MH	SIG 2
34	RECEPTION A274	MH	SIG 2
35	ACROSS FROM ALCOVE 211	MH	SIG 2

36	WASHROOM A221	MH	SIG 2
37	WASHROOM A222	MH	SIG 2
38	AUDITORIUM B210	MH	SIG 2
39	AUDITORIUM B210	MH	SIG 2
40	CORR BY WASHROOM B203	MH	SIG 2
41	MUSIC RM	MH	SIG 2
42	MUSIC PRACTICE B218	MH	SIG 2
43	MUSIC PRACTICE B219	MH	SIG 2
44	MUSIC PRACTICE B220	MH	SIG 2
45	ROOM BEHIND PRACTICE B219	MH	SIG 2
46	PRODUCTION TECH B214	MH	SIG 2
47	PRODUCTION TECH B214	MH	SIG 2
48	CORR BY STAIRS 2	MH	SIG 2
49	KITCHEN	MH	SIG 2
50	CAFETERIA	MH	SIG 2
51	CAFETERIA	MH	SIG 2
52	ENTRANCE BY MAIN STAIRS	MH	SIG 2
53	CORR BY STAIRWELL 4	MH	SIG 2
54	CORR BY C247	MH	SIG 2
55	CORR BY C249	MH	SIG 2
56	CORR BY C249	MH	SIG 2
57	ACROSS FROM C251	MH	SIG 2
58	CORR BY A225	MH	SIG 2
59	CORR BY C227	MH	SIG 2
60	CORR BY C229	MH	SIG 2
61	CORR BY C222A	MH	SIG 2
62	CORR BY C220	MH	SIG 2
3RD FLOOR			
63	WASHROOM A325	MH	SIG 3
64	WASHROOM A326	MH	SIG 3
65	MECH RM A341	MH	SIG 3
66	CORR BY A343	MH	SIG 3
67	STORAGE A344	MH	SIG 3
68	CORR BY A344	MH	SIG 3
69	CORR BY A328	MH	SIG 3
70	CORR BY A330	MH	SIG 3
71	STORAGE A333	MH	SIG 3
72	PREP A330	MH	SIG 3
73	NUTRITION/TEXTILES A353	MH	SIG 3
74	ACROSS FROM MAIN STAIRS	MH	SIG 3
75	WASHROOM A312	MH	SIG 3
76	WASHROOM A313	MH	SIG 3
77	CORR BY A312	MH	SIG 3

78	BIOLOGY A318	MH	SIG 3
79	CORR BY B327	MH	SIG 3
80	STORAGE B327	MH	SIG 3
81	SOUND STUDIO B321	MH	SIG 3
82	CORR BY B320	MH	SIG 3
83	CORR BY STAIRS 2	MH	SIG 3
84	STAFF RM B315	MH	SIG 3
85	MECH RM B312	MH	SIG 3
86	ACROSS FROM B314	MH	SIG 3
87	CORR BY STAIRS 4	MH	SIG 3
88	CORR BY C340	MH	SIG 3
89	CORR BY C347	MH	SIG 3
90	CORR BY C342A	MH	SIG 3
91	ACROSS FROM STORAGE C351	MH	SIG 3
92	CORR BY C329	MH	SIG 3
93	WASHROOM 315	MH	SIG 3
94	CORR BY C322	MH	SIG 3
95	CORR BY C327	MH	SIG 3
96	CORR BY C323	MH	SIG 3
97	CORR BY B319	MH	SIG 3
98	STORAGE B327	EOL	SIG 3
PENTHOUSE			
99	PENTHOUSE 1	MH	SIG 4
100	PENTHOUSE 2	MH	SIG 4
101	PENTHOUSE 2	EOL	SIG 4
1ST FLOOR (LOOP 1 - 0102)			
2ND FLOOR			
	BELL CCT. LEV 2 POWER SUPPLY RM A241		421
	BELL CCT. LEV 2 POWER SUPPLY RM A241		422
	PRODUCTION TECH B214 EXTINGUISHING PANEL		423
3RD FLOOR (LOOP 1 - 0103)			
	PENTHOUSE 2 TEST VALVE OUTSIDE C340		136
	SPRINKLER VALVE EAST PENTHOUSE 2 BY C329		138
	SPRINKLER VALVE EAST PENTHOUSE 2 BY C329		139
EMERGENCY LIGHTING			
Line #	EL UNIT Location	Remote Head	Cab. Head
	1ST FLOOR		Y
	C174		
	COMM RM C173	Y	
	OUTSIDE C173		Y
	OUTSIDE C142	Y	

	OUTSIDE C146		Y
	CORR BY C148	Y	
	STAFF WASHROOM C170		Y
	BOY'S C171	Y	
	GIRLS C172	Y	
	CORR BY C151	Y	
	CORR BY C152	Y	
	STAFF WASHROOM C160		Y
	BOY'S C161	Y	
	BY ELEVATOR		Y
	OUTSIDE PUMP RM	Y	
	BY C128		Y
	BY C124 and C126	Y	
21	PUMP RM		Y
22	STAIRWELL A		Y
23	STAIRWELL C		Y
2ND FLOOR			
	BY C245		Y
	BY C242B	Y	
	BY C242B	Y	
	Gymnasium West Exit Cab Head BY C242A	Y	Y
	BY C242A exit lobby	Y	
	CORR BY C240		Y
	BY A230	Y	
	BY A228		Y
	BY A227 and A230	Y	
	BY ELEVATOR. LEV 2 Front		Y
	BY C222A	Y	
	BY C222A	Y	
	BY C226 Back by exit		Y
	BY C224		
	BY C227		
	BY B210		Y
	BY C219	Y	
	BY B222	Y	
	BY B216		Y
	BY B205 and Inside Rm 205	Y	
	STAIRWELL BY B205		Y
	CAFETERIA		Y
	KITCHEN	Y	
	KITCHEN	Y	

	CAFETERIA	Y	
	CAFETERIA	Y	
	BY JANITOR ROOM A220		Y
	AUDITORIUM HALLWAY	Y	
	A221, WASHROOM	Y	
	A222, WASHROOM	Y	
	THEATER SOUND ROOM		Y
	AUDITORIUM UPPER LEFT	Y	
	AUDITORIUM UPPER RIGHT	Y	
	AUDITORIUM LOWER LEFT	Y	
	AUDITORIUM LOWER RIGHT	Y	
	MAIN ENTRANCE		Y
	MAIN ENTRANCE	Y	
	MAIN ENTRANCE	Y	
	LIBRARY A241, STORAGE		Y
	LIBRARY, ABOVE MAIN DESK	Y	
	LIBRARY		Y
	A244 ,STUDY ROOM		Y
	A244 ,STUDY ROOM	Y	
	OFFICE A286		Y
	BY A285	Y	
	BY A284		Y
	BY A247 / 285	Y	
	BY A272 / 283	Y	
	A274, STUDENT SERVICES/ A278 WASHROOM		Y
	STAIRWELL BY A272		Y
	BY A247	Y	
	BY A260	Y	
	EXIT ACROSS FROM GYM TO COURTYARD		Y
	BY 233, ALSO BY 250	Y	
	BY 260	Y	
	GYM RIGHT SIDE		Y
	GYM FAR LEFT		Y
	GYM LEFT		Y
	GYM FAR RIGHT		Y
	GYM OFFICE AREA		Y
	WASHROOM 269	Y	
	WASHROOM 268 AND RM 267	Y / Y	
	WASHROOM 265 AND RM 264	Y / Y	
3RD FLOOR			
	STAIRWELL A		Y
	BY C345		Y

	BY 342B	Y	
	BY 342B	Y	
	CORR BY C342		Y
	BY 342A	Y	
	BY 342A	Y	
	BY A318		Y
	BY A321	Y	
	BY A317	Y	
	BY ELEVATOR ,LEVEL 3		Y
	BY C322A	Y	
	BY C322A	Y	
	BY C326		Y
	BY C322B	Y	
	BY C322B	Y	
	CORR BY B329		Y
	BY C319	Y	
	BY B324	Y	
	BY B323		Y
	BY B320	Y	
	STAIRWELL BY B318		Y
	CORR BY B315		Y
	BY B318	Y	
	BY B303	Y	
	BY A316		Y
	BY A313	Y	
	BY A312	Y	
	BY A310	Y	
	BY A310	Y	
	TOP OF MAIN STAIRS		Y
	BY A352		Y
	BY A334	Y	
	BY A328	Y	
	STAIRWELL BY A332		Y
	STAIRWELL BY A332		Y
	BY A332	Y	
	A324, JANITOR RM		Y
	A326, MALE WASHROOM	Y	
	A325, FEMALE WASHROOM	Y	
	RM A343		Y
	RM A343 ENTRY	Y	
	PENTHOUSE 1		Y
	PENTHOUSE 1	Y	

	PENTHOUSE 1	Y	
	PENTHOUSE 2		Y
	PENTHOUSE 2	Y	
	PENTHOUSE 2	Y	

A 324 JAN ROOM		UNIT
CORR. ADJ. C326		UNIT
STAIR ADJ C326		UNIT
2ND FLOOR EXIT		UNIT
TO FOYER ADJ CAFE		UNIT
BY A352		UNIT
BY A343		UNIT
FOYER BY CAFETERIA TO COURTYARD		LUMACELL
IT ROOM A232		
STAFF W/ RM A225		REMOTE
STAGE GANTRY LEFT		UNIT
STAGE GANTRY RIGHT		UNIT
C319 COMM RM	2	UNIT AIMLITE
CHANGE RM A263	2	UNIT REMOTE
CHANGE RM A262	2	UNIT REMOTE

BY ELEVATOR LEVEL 3		RG12S144
------------------------	--	----------

FOYER MAIN ENT. UNIT		UNIT 144/30
-------------------------	--	-------------

NOTE:

STAGE AREA HAS PRE-ACTION SYSTEM.

DOOR RELEASE BUTTONS ON CEILING TILE.

		Device	Device address or circuit number	Annunciation
	LOCATION: Hammonds Plains			
	FIRE ALARM PANEL: Notifier 2500			
MANUAL PULL STATIONS				
1	BACK ENTRANCE BY ROOM 257	M	ZONE 11	
2	FRONT ENTRANCE BY ROOM 245	M	ZONE1 1	
3	GYM EXIT	M	ZONE 2	
4	GYM ENTRANCE 1	M	ZONE 2	
5	GYM ENTRANCE 2	M	ZONE 2	
6	MAIN ENTRANCE	M	ZONE 3	
7	LIBRARY EXIT	M	ZONE 3	
8	STORAGE ROOM 221	M	ZONE 3	
9	EXIT BY ROOM 229	M	ZONE 3	
10	BY STAFF WASHROOM 228	M	ZONE 3	
11	ENTRANCE BY ROOM 207	M	ZONE 3	
12	CAFETERIA ENTRANCE BY ROOM 206	M	ZONE 4	
13	CAFETERIA LEFT	M	ZONE 4	
14	CAFETERIA RIGHT	M	ZONE 4	
15	BASEMENT ENTRANCE	M	ZONE 5	
16	MECHANICAL ROOM 300	M	ZONE 6	
SMOKE DETECTORS				
1	COMM ROOM 239	S	ZONE 3	
2	BOOK STORAGE ROOM 240	S	ZONE 3	
3	LIBRARY OFFICE 205B	S	ZONE 3	
4	ELECTRICAL ROOM 102	S	ZONE 5	
5	MECH RM ABOVE KITCHEN STAIRS	S	ZONE 6	
HEAT DETECTORS				
1	JANITORS ROOM 269	HT	ZONE 1	
2	GYM STORAGE 259	HT	ZONE 1	
3	GYM STORAGE 267	HT	ZONE 1	
4	MECHANICAL ROOM 273-Ventalation	HT	ZONE 3	
5	ROOM 237	HT	ZONE 3	

6	STORAGE ROOM 221	HT	ZONE 3	
7	JANITORS ROOM 226	HT	ZONE 3	
8	STORAGE ROOM 241	HT	ZONE 3	
9	STORAGE ROOM 238	HT	ZONE 3	
10	STORAGE ROOM 237A	HT	ZONE 3	
11	KITCHEN	HT	ZONE 4	
12	BOILER ROOM	HT	ZONE 5	
13	BOILER ROOM	HT	ZONE 5	
14	BOILER ROOM	HT	ZONE 5	
15	SPRINKLER ROOM 101	HT	ZONE 5	
16	MECHANICAL ROOM 2	HT	ZONE 6	
17	MECHANICAL ROOM 2	HT	ZONE 6	
18	OUTSIDE STORAGE	HT	ZONE 7	

NOTIFYING DEVICES

1	CAFETERIA LEFT	B	SIG 1	
2	HALL BY ROOM 216	B	SIG 1	
3	HALL BY ROOM 211	B	SIG 1	
4	HALL BY ROOM 237	B	SIG 1	
5	GYM FRONT	B	SIG 1	
6	GYM BACK	B	SIG 1	
7	HALL BY ROOM 273	B	SIG 1	
8	HALL BY BOYS WASHROOM 270	B	SIG 1	
9	HALL BY STAFF WASHROOM 264	B	SIG 1	
10	HALL BY ROOM 257	B	SIG 1	
11	MUSIC ROOM 257	B	SIG 1	
12	HALL BY ROOM 204	B	SIG 2	
13	CAFETERIA RIGHT	B	SIG 2	
14	LIBRARY	B	SIG 2	
15	HALL BY GIRLS WASHROOM 225	B	SIG 2	
16	HALL BY BOYS WASHROOM 227	B	SIG 2	
17	HALL BY ROOM 219	B	SIG 2	
18	MECHANICAL ROOM 2	B	SIG 2	
19	BASEMENT ENTRANCE	B	SIG 2	
20	STAFF ROOM 203	B	SIG 2	
21	LIBRARY	V	SIG 3	
22	CAFETERIA LEFT	V	SIG 3	
23	CAFETERIA RIGHT	V	SIG 3	
24	ROOM 219	V	SIG 3	
25	GYM FRONT	V	SIG 4	
26	GYM BACK	V	SIG 4	

END OF LINE RESISTORS

1	GYM BACK	EOL	SIG 1	
---	----------	-----	-------	--

2	HALL BY BOYS WASHROOM 227	EOL	SIG 2	
3	CAFETERIA RIGHT	EOL	SIG 3	
4	GYM BACK	EOL	SIG 4	
5	MECHANICAL ROOM 273	EOL	ZONE 1	
6	GYM EXIT	EOL	ZONE 2	
7		EOL	ZONE 3	
8	KITCHEN	EOL	ZONE 4	
9	BASEMENT ENTRANCE	EOL	ZONE 5	
10	MECHANICAL ROOM 2	EOL	ZONE 6	
11	OUTSIDE STORAGE	EOL	ZONE 7	
12	KITCHEN	EOL	ZONE 8	
13	SPRINKLER ROOM	EOL	ZONE 9	
14	SPRINKLER ROOM	EOL	ZONE 10	
15	SPRINKLER ROOM	EOL	ZONE 13	
16	SPRINKLER ROOM	EOL	ZONE 14	
17	SPRINKLER ROOM	EOL	ZONE 15	
18	KITCHEN	EOL	ZONE 16	

KITCHEN & SPRINKLER DEVICES

KITCHEN HOOD	ALARM	8
SPRINKLER ALARM	F	9
LOW WATER #2	ALARM	10
SPRINKLER LOW AIR	SUPERVI SORY	13
SPRINKLER LOW WATER	ALARM	14
SPRINKLER VALVES	SUPERVI SORY	15
KITCHEN HOOD VALVE	SUPERVI SORY	16

EMERGENCY LIGHTS

Location	# of Heads	Model
BY EXIT NEAR ROOM 229		REMOTE
EXIT NEAR ROOM 229		EXIT
BY ROOM 228		UNIT LUMACELL
CORRIDOR BY ROOM 226	2	REMOTE

226		
GIRLS WASHROOM	1	REMOTE
BOYS WASHROOM	1	REMOTE
CORRIDOR BY ROOM 232	2	REMOTE
CORRIDOR BY ROOM 232		EXIT
CORRIDOR BY ROOM 237		LUMACELL UNIT
CORRIDOR BY ROOM 235	2	REMOTE
CORRIDOR BY ROOM 273		UNIT LUMACELL
ROOM 273 MECH ROOM	1	REMOTE
CORRIDOR BY ROOM 245		LUMACELL UNIT
SIDE EXIT NEAR GYM ENTRANCE		EXIT
SIDE EXIT NEAR GYM ENTRANCE	1	REMOTE
NEAR ROOM 246	2	REMOTE
NEAR ROOM 246	EXIT	
BOYS WASHROOM 270	1	REMOTE
GIRLS WASHROOM	1	REMOTE
CORRIDOR BY ROOM 264		UNIT
CORRIDOR BY ROOM 257	2	REMOTE
INSIDE ROOM 256	2	REMOTE
SIDE EXIT BY PORTABLES		EXIT
SIDE EXIT BY PORTABLES	1	REMOTE
PORTABLE CLASSROOM EXIT 3		LUMACELL UNIT
PORTABLE CLASSROOM EXIT 3		LUMACELL UNIT
PORTABLE CLASSROOM 1		LUMACELL UNIT
PORTABLE CLASSROOM 1		EXIT COMBO LUMACELL
PORTABLE		EXIT

PORTABLE CLASSROOM 1		EXIT COMBO LUMACELL
PORTABLE CLASSROOM 3		EXIT COMBO LUMACELL
PORTABLE CLASSROOM 3		EXIT COMBO LUMACELL

GYM		UNIT
GYM	2	REMOTE
GYM EXIT	1	REMOTE
GYM	2	REMOTE
BOYS CHANGE ROOM 271	1	REMOTE
BOYS WASHROOM	1	REMOTE
GIRLS CHANGE ROOM 277	1	REMOTE
GIRLS WASHROOM	1	REMOTE
MECH ROOM ABOVE CAFETERIA	1	UNIT LUMACELL
ELECTRICAL ROOM		REMOTE
SPRINKLER ROOM	1	REMOTE
BOILER ROOM		UNIT LUMACELL ROOM 1440B
CORRIDOR BT ROOM 211		EXIT #1
CORRIDOR BY ROOM 211		EXIT #2
BY ROOM 211	2	REMOTE
BY ROOM 209	2	REMOTE
BY ROOM 204		EXIT SIGN
BY MAIN OFFICE		EXIT SIGN
BY FIRE ALARM PANEL	1	REMOTE
IN ROOM 203	2	REMOTE
ADJACENT TO ROOM 203	2	REMOTE
BY ROOM 208		UNIT

BY ROOM 206		UNIT LUMACELL
BY ROOM 207		UNIT LUMACELL
BY ROOM 216		EXIT SIGN
BY ROOM 207		EXIT SIGN
BY ROOM 207 EXIT DOOR	1	REMOTE
BY ROOM 210	2	REMOTE
BY ROOM 219	2	REMOTE
LIBRARY	2	REMOTE
EXIT SIGN #1		CORRIDOR NEAR WASHROO M 220
CORRIDOR NEAR WASHROOM		EXIT SIGN
CORRIDOR NEAR WASHROOM 220		EXIT SIGN
CAFETERIA		UNIT LUMACELL
CAFETERIA	2	REMOTE

CAFETERIA		EXIT SIGN
CAFETERIA		EXIT SIGN
CAFETERIA		UNIT LUMACELL
CAFETERIA		EXIT SIGN
BREAKERS CONTROLLING LIGHTS		
ROOM 226 PANEL 31 CIRCUIT 13		
FAN ROOM PANEL 32 CIRCUIT 13		
PORTABLE 13		COMBO UNIT
PORTABLE 13		COMBO UNIT
PORTABLE 14		COMBO UNIT
PORTABLE 14		COMBO UNIT
PORTABLE 14		UNIT

PORTABLE 15		EXIT
PORTABLE 16		EXIT
PORTABLE 16		EXIT

EMERGENCY LIGHTING NOTES AND RECOMMENDATIONS	
	BREAKERS IN JANITOR ROOM BEHIND DOOR AND IN ROOM 226 & ELECTRICAL ROOM

	LOCATION: Harry R. Hamilton	Device	Device address or circuit number
	FIRE ALARM PANEL: Edwards 6500		
1	ZONE 1 - FIRST FLOOR		
2	MAIN ENTRANCE	M	ZONE 1
3	REAR ENTRANCE	M	ZONE 1
4	GYM	M	ZONE 1
5	GYM	M	ZONE 1
6	REAR ENTRANCE	EOL	ZONE 1
7	BY CLASSROOM 108		
8	ZONE 2 - SECOND FLOOR SOUTHWEST		
9	STAIRWELL BY LIBRARY	S	ZONE 2
10	OUTSIDE LIBRARY	M	ZONE 2
11	STAIRWELL BY ROOM 203	S	ZONE 2
12	BY RM 203	M	ZONE 2
13	BY RM 203	EOL	ZONE 2
14			
15	ZONE 3 - SECOND FLOOR NORTHEAST		
16	STAIRWELL BY ROOM 207	S	ZONE 3
17	BY ROOM 207	M	ZONE 3
18	STAIRWELL BY ROOM 210	S	ZONE 3
19	BY ROOM 210	M	ZONE 3
20	STAIRWELL BY ROOM 207	EOL	ZONE 3

21			
22	ZONE 4 - SUPERVISORY TANK #1		
23	TANK #1 CONTROL VALVE	TS	ZONE 4
24	SPRINKLER ROOM	EOL	ZONE 4
25			
26	ZONE 5 - SUPERVISORY TANK #2		
27	TANK #2 CONTROL VALVE	TS	ZONE 5
28	SPRINKLER ROOM	EOL	ZONE 5
29			
30	ZONE 6 - DUCT DETECTORS PENTHOUSE		
31	PENTHOUSE	DS	ZONE 6
32	PENTHOUSE	DS	ZONE 6
33	PENTHOUSE	EOL	ZONE 6
34			
35	ZONE 7 - SPRINKLER MAIN		
36	MAIN SPRINKLER PRESSURE ALARM	FSP	ZONE 7
37	SPRINKLER ROOM	EOL	ZONE 7
38			
39	ZONE 9 - SUPERVISORY MAIN		
40	MAIN SPRINKLER CONTROL VALVE	TS	ZONE 9
41	SPRINKLER ROOM	EOL	ZONE 9
42			
43	ZONE 10 - LOW WATER 1		
44	LOW WATER TANK #1	FPS	ZONE 10
45	SPRINKLER ROOM	EOL	ZONE 10
46			
47	ZONE 11 - LOW WATER 2		
48	LOW WATER TANK #2	FPS	ZONE 11
49	SPRINKLER ROOM	EOL	ZONE 11

50			
51	ZONE 12 - SPRINKLER LOW AIR		
52	LOW AIR PRESSURE SWITCH	FPS	ZONE 12
53	SPRINKLER ROOM	EOL	ZONE 12
54			
55	ZONE 13 - SUPERVISORY ROOM 138		
56	JANITORS ROOM 1ST FLOOR	TS	ZONE 13
57	JANITORS ROOM 1ST FLOOR	EOL	ZONE 13
58			
59	ZONE 14 - SUPERVISORY ROOM 215		
60	JANITORS ROOM 2ND FLOOR	TS	ZONE 14
61	JANITORS ROOM 2ND FLOOR	EOL	ZONE 14
62			
63	Signals		
64	BY ROOM 208	B	SIG 1
65	ACROSS FROM LIBRARY	B	SIG 1
66	BY ROOM 212	B	SIG 1
67	BY ROOM 204	B	SIG 1
68	BOYS WASHROOM 2ND FLOOR	B	SIG 1
69	GIRLS WASHROOM 2ND FLOOR	B	SIG 1
70	BY ROOM 204	EOL	SIG 1
71			
72	GYM	B	SIG 2
73	GYM	B	SIG 2
74	MAIN OFFICE	B	SIG 2
75	BY ROOM 109	B	SIG 2
76	BY ROOM 106	B	SIG 2
77	BY ELECTRICAL ROOM	B	SIG 2
78	BY ROOM 103	B	SIG 2
79	BY ROOM 103	EOL	SIG 2
Note	Flow switch & gate valve for Tank #1 are not wired to fire panel.		
Note	Fire alarm breaker in 1st fl. Janitor room next to elevator machine room.		
EMERGENCY LIGHTING			
Line		Remot e	Cab. Remar

#	EL UNIT Location	Head	Head	ks
1	2nd Floor Storage Room		Y	battery
2	**Outside Library	Y		
3	**Stairs By Room 203	Y		
4	**By Room 205	Y		
5	**Stairs By Room 207	Y		
6	**By Room 102	Y		
7	**By Electrical Room	Y		
8	**Gym	Y		
9	**Gym	Y		
10	2nd Floor Storage Room			breaker
11	**Stairs By Room 210	Y		
12	**By Room 208	Y		
13	**2nd Floor Girls Washroom	Y		
14	**By Room 212	Y		
15	**2nd Floor Boys Washroom	Y		
16	**Stairs By Library	Y		
17	**By Room 110	Y		
18	**By Room 106	Y		
19	**1st Floor Girls Washroom	Y		
20	**1st Floor Boys Washroom	Y		
21	**Gym	Y		
22	**Gym	Y		

PORTABLE CLASSROOM	2	COMBO
PORTABLE CLASSROOM	2	COMBO
PORTABLE CLASSROOM	2	COMBO
PORTABLE CLASSROOM	2	COMBO
PORTABLE CLASSROOM	2	EXIT SIGNS ONLY
PORTABLE CLASSROOM	2	EXIT SIGNS ONLY
FIRST FLOOR BY FA PANEL	2	AIMLITE
GYM ENTRY		COMBO
GYM STAGE		

Note: Emergency lighting: 2nd fl. breakers in custodian office Panel B breaker #15, storage rm Panel E breaker #12

--	--	--	--

LOCATION: Hillside Park	Device	Device address or circuit number
FIRE ALARM PANEL: Simplex 2001		

MANUAL PULL STATIONS

BY ROOM 101	M	ZONE 1
BY ROOM 103	M	ZONE 1
BY ROOM 206	M	ZONE 1
BY ROOM 206	EOL	ZONE 1
GYM REAR EXIT	M	ZONE 2
GYM BY STAGE	M	ZONE 2
EXIT BY LIBRARY	M	ZONE 2
EXIT TOP OF RAMP	M	ZONE 2
EXIT TOP OF RAMP	EOL	ZONE 2
BY ROOM 306	M	ZONE 3
BY ROOM 311	M	ZONE 3
BY ROOM 311	EOL	ZONE 3

SPRINKLER DEVICES

SPRINKLER MAIN CONTROL VALVE	SV	ZONE 5
BOILER ROOM	EOL	ZONE 5
SPRINKLER PRESSURE SWITCH ALARM	FSP	ZONE 6
BOILER ROOM	EOL	ZONE 6

DUCT SMOKE DETECTORS

GYM FAN ROOM #1 LOWER	DS	ZONE 7
GYM FAN ROOM #2 UPPER	DS	ZONE 7
GYM FAN ROOM	EOL	ZONE 7
BOILER ROOM FAN ROOM #1	DS	ZONE 8
BOILER ROOM FAN ROOM #2	DS	ZONE 8
BOILER ROOM FAN ROOM #3	DS	ZONE 8
BOILER ROOM FAN ROOM #4	DS	ZONE 8
BOILER ROOM FAN ROOM	EOL	ZONE 8

HEAT DETECTORS

ELECTRICAL ROOM	HT	ZONE 9
ELECTRICAL ROOM	EOL	ZONE 9

NOTIFYING DEVICES

GYM	B	SIG 1
BY ROOM 306	B	SIG 1
BY ROOM 102	B	SIG 1
BY RAMP LOWER	B	SIG 1
BY OFFICE	B	SIG 1
BY LIBRARY	B	SIG 1
GYM	B	SIG 2
BY ROOM 310	B	SIG 2

	TOP OF RAMP	B	SIG 2
	BY MUSIC ROOM	B	SIG 2
	BY ROOM 206	B	SIG 2
	BY BOILER ROOM	B	SIG 2

RELAYS

	DOOR RELEASE		
	AHU SHUTDOWN		

EMERGENCY LIGHTING

Line #	EL UNIT Location	Remote Head	Cab. Head	Bat. VAH	Manuf.
1	By Room 102		Y	6V7.2AH	LUMACELL
2	Boiler Room		Y	6V7.2AH	LUMACELL
3	By Boiler Room		Y	6V7.2AH	LUMACELL
4	Electrical Room		Y	6V7.2AH	LUMACELL
5	Fan Room In Boiler Room		Y	6V7.2AH	LUMACELL
6	Ramp Bottom		Y	6V7.2AH	LUMACELL
7	**Stairs By Room 103	Y			
8	By Office		Y	6V7.2AH	LUMACELL
9	By Room 207		Y	6V7.2AH	LUMACELL
10	By Music Room		Y	6V7.2AH	LUMACELL
11	Top Of Ramp		Y	6V7.2AH	LUMACELL
12	By Room 305		Y	6V7.2AH	LUMACELL
13	By Room 310		Y	6V7.2AH	LUMACELL
14	By Library		Y	6V7.2AH	LUMACELL
15	Gym Main Entrance		Y	6V7.2AH	LUMACELL
16	Gym By Stage		Y	6V7.2AH	LUMACELL
17	Gym By Outside Exit		Y	6V7.2AH	LUMACELL

	LOCATION: Kingswood FIRE ALARM PANEL: Simplex 4100U	Device	Device address or circuit number	Annunciation
--	--	---------------	---	---------------------

MANUAL PULL STATIONS

1	CAFETERIA EXIT	MA	M1-16	
2	CORRIDOR BY STAIRS # 1 LEVEL 1	MA	M1-17	
3	MAIN ENTRANCE LEVEL 1	MA	M1-20	
4	OUTDOOR STORAGE ROOM	MA	M1-21	
5	GYMNASIUM LEV 1 BY ROOM 154	MA	M1-22	
6	GYMNASIUM EXIT	MA	M1-23	
7	CORRIDOR BY STAIRS # 2 LEVEL 1	MA	M1-24	
8	CORRIDOR BY STAIRS # 3 LEVEL 1	MA	M1-28	
9	SPRINKLER ROOM LEVEL 1 OUTSIDE	MA	M1-31	
10	BOILER ROOM	MA	M1-38	
11	CORRIDOR BY STAIRS # 1 LEVEL 2	MA	M1-6	
12	CORRIDOR BY STAIRS # 2 LEVEL 2	MA	M1-7	
13	CORRIDOR BY STAIRS # 3 LEVEL 2	MA	M1-8	

SMOKE DETECTORS

1	ELECTRICAL ROOM	SMK	M1-40	
2	KITCHEN STORAGE ROOM	SMK	M1-41	
3	SERVER ROOM 143 LEVEL 1	SMK	M1-46	
4	STORAGE ROOM 149 LEVEL 1	SMK	M1-47	
5	STAIR # 1 TOP OF STAIR SMOKE DETECTOR	SMK	M1-48	
6	STAIR # 2 TOP OF STAIR SMOKE DETECTOR	SMK	M1-49	
7	STAIR # 3 TOP OF STAIR SMOKE DETECTOR	SMK	M1-50	
8	SMOKE DET. TOP OF ELEVATOR SHAFT	SMK	M1-9	

HEAT DETECTORS

1	BOILER ROOM	RHTA	M1-39	
---	-------------	------	-------	--

SPRINKLER DEVICES

1	LEFT RISER FLOW SWITCH	FSV	M1-32	
2	RIGHT RISER FLOW SWITCH	FSV	M1-33	
3	LEFT RISER SHUT OFF VALVE SUPERVISORY	SV	M1-34	
4	RIGHT RISER SHUT OFF VALVE SUPERVISORY	SV	M1-35	
5	LEFT BACK FLOW PREVENTER SUPERVISORY	SV	M1-36	
6	RIGHT BACK FLOW PREVENTER SUPERVISORY	SV	M1-37	
7	KITCHEN HOOD SUPPRESSION SYSTEM RELEAS	IAM	M1-45	

NOTIFYING DEVICES

1	LEVEL 1 ELECTRICAL ROOM	MH	SIG # 1	
---	-------------------------	----	---------	--

2	LEVEL 1 BOILER ROOM	MH	SIG # 1	
3	LEVEL 1 GYMNASIUM	MH	SIG # 1	
4	LEVEL 1 GYMNASIUM	MH	SIG # 1	
5	LEVEL 1 GYMNASIUM	MH	SIG # 1	
6	LEVEL 1 GYMNASIUM	MH	SIG # 1	
7	LEVEL 1 CAFETERIA	MH	SIG # 1	
8	LEVEL 1 KITCHEN	MH	SIG # 1	
9	LEVEL 1 CORR BY ROOM 143	MH	SIG # 2	
10	LEVEL 1 CORR BY ROOM 112	MH	SIG # 2	
11	LEVEL 1 CLASSROOM 112	MH	SIG # 2	
12	LEVEL 1 CLASSROOM 115	MH	SIG # 2	
13	LEVEL 1 CLASSROOM 120	MH	SIG # 2	
14	LEVEL 1 CLASSROOM 118	MH	SIG # 2	
15	LEVEL 1 CORR BY ROOM 118	MH	SIG # 2	
16	LEVEL 1 COMM ROOM 143	MH	SIG # 3	
17	MAIN RECEPTION ROOM 109	MH	SIG # 3	
18	LEVEL 1 MAIN ENTRANCE	MH	SIG # 3	
19	LEVEL 1 MUSIC ROOM	MH	SIG # 3	
20	LEVEL 1 CLASSROOM 103	MH	SIG # 3	
21	LEVEL 1 CLASSROOM 101	MH	SIG # 3	
22	LEVEL 1 CORRIDOR BY RM 103	MH	SIG # 3	
23	LEVEL 1 SPRINKLER ROOM	MH	SIG # 3	
24	BELL OUTSIDE MAIN ENTRANCE	HORN	SIG # 4	
25	LEVEL 2 MECHANICAL LEFT SIDE	MH	SIG # 5	
26	LEVEL 2 MECHANICAL RIGHT SIDE	MH	SIG # 5	
27	LEVEL 2 CORRIDOR BY MECH ROOM	MH	SIG # 5	
28	LEVEL 2 CLASSROOM 205	MH	SIG # 5	
29	LEVEL 2 CLASSROOM 204	MH	SIG # 5	
30	LEVEL 2 CLASSROOM 202	MH	SIG # 5	
31	LEVEL 2 CORRIDOR BY CLASSROOM 203	MH	SIG # 5	
32	LEVEL 2 CLASSROOM 208	MH	SIG # 6	
33	LEVEL 2 CLASSROOM 210	MH	SIG # 6	
34	LEVEL 2 CORRIDOR BY CENTER STAIRS	MH	SIG # 6	
35	LEVEL 2 CLASSROOM 212	H/S	SIG # 6	
36	LEVEL 2 CLASSROOM 215	H/S	SIG # 6	
37	LEVEL 2 CLASSROOM 218	H/S	SIG # 6	
38	LEVEL 2 CLASSROOM 220	H/S	SIG # 6	
39	LEVEL 2 CORRIDOR BY RM 218	H/S	SIG # 6	
RELAYS, ETC				
1	DOOR HOLDER BY STAIRS # 1 LEVEL 1	REL-IAM	M1-15	
2	DOOR HOLDER -CORR BY CLASS ROOM 175	REL-IAM	M1-18	
3	DOOR HOLDER -CORR BY CLASS ROOM 175	REL-IAM	M1-19	
4	DOOR HOLDER BY STAIRS # 2 LEVEL 1	REL-IAM	M1-25	

5	DOOR HOLDER BY ROOM 174 LEVEL 1	REL-IAM	M1-26	
6	DOOR HOLDER BY ROOM 174 LEVEL 1	REL-IAM	M1-27	
7	DOOR HOLDER BY STAIRS # 3 LEVEL 1	REL-IAM	M1-29	
8	DOOR HOLDER BY STAIRS # 3 LEVEL 1	REL-IAM	M1-30	
9	DOOR HOLDER BY STAIRS	REL-IAM	M1-42	
10	DOOR HOLDER BY STAIRS	REL-IAM	M1-43	
11	DOOR HOLDER BY STAIRS	REL-IAM	M1-44	
12	DOOR HOLDER BY STAIRS # 1 LEVEL 2	REL-IAM	M1-1	
13	DOOR HOLDER BY STAIRS # 1 LEVEL 2	REL-IAM	M1-2	
14	DOOR HOLDER BY STAIRS # 2 LEVEL 2	REL-IAM	M1-3	
15	DOOR HOLDER BY STAIRS # 3 LEVEL 2	REL-IAM	M1-4	
16	DOOR HOLDER BY STAIRS # 3 LEVEL 2	REL-IAM	M1-5	
17	AHU # 3 FAN SHUTDOWN	REL-IAM	M1-51	
18	AHU # 4 SUPPLY FAN SHUTDOWN	REL-IAM	M1-52	
19	AHU # 4 RETURN FAN SHUTDOWN	REL-IAM	M1-53	
20	AHU # 2 FAN SHUTDOWN	REL-IAM	M1-54	
21	AHU # 1 RETURN FAN SHUTDOWN	REL-IAM	M1-55	
22	AHU # 1 SUPPLY FAN SHUTDOWN	REL-IAM	M1-56	

END OF LINE RESISTORS

1	LEVEL 1 KITCHEN	EOL	SIG # 1	
2	LEVEL 1 CORR BY ROOM 118	EOL	SIG # 2	
3	LEVEL 1 SPRINKLER ROOM	EOL	SIG # 3	
4	SPRINKLER ROOM	EOL	SIG # 4	
5	LEVEL 2 CORRIDOR BY CLASSROOM 203	EOL	SIG # 5	
6	LEVEL 2 CORRIDOR BY RM 218	EOL	SIG # 6	

EMERGENCY LIGHTING

Line #	EL UNIT Location	Remote Head	Cab. Head	Serial #
1	BY Rm 106 Student services		Y	
	Main Lobby	Y		
	Boys and Girls W/R by music rm	Y		
2	Outside Room 152 MECH RM		Y	
	Outside Gym BY RM 148	Y		
	MECH Room 152	Y		
3	Outside Rooms 118/120		Y	
	Outside Closet 184	Y		
	Outside Closet 116	Y		
	Outside Room 114	Y		
	Bottom of Stairs to BBall Court	Y		
4	Reception		Y	
	Outside Reception	Y		
	Library	Y		

5	BY Primary Classroom 102		Y		
6	Exit to Playground		Y		
	Stairwell, LEFT MIDDLE	Y			
	Stairwell, LEFT UPPER	Y			
7	Outside Class 202		Y		
	End of Hallway, LEFT	Y			
	Boys and Girls W/R BY RM 225	Y			
8	Outside 207		Y		
	Outside Mechanical Room	Y			
	Outside Room 205	Y			
	2 in Mechanical Room	Y			
9	BY CENTER Stairwell. LEV 2		Y		
	In CENTER Stairwell	Y			
	In CENTER Stairwell	Y			
	Boys & Girls W/R BY RM 233	Y			
	Outside Room 210	Y			
10	Top of right Stairs Bball Crt		Y		
	RIGHT CENTER STAIR	Y			
	RIGHT UPPER STAIR	Y			
	BY Room 242	Y			
11	Electrical Room		Y		
12	Cafeteria		Y		
	Cafeteria	Y			
	Cafeteria	Y			
	Cafeteria	Y			
13	Gym Entrance		Y		
	Boys and Girls Change rooms	Y			
	Server Room	Y			
14	Gym		Y		
	GYM	Y			
	GYM	Y			
	GYM	Y			
15	BY RM 101		Y		
16	STAIR TO STAGE		Y		
	STAGE	Y			
	FOYER BETWEEN GYM & STAGE	Y			
17	GYM EXIT BY RM 153		Y		
18	BOT CTR STAIR REAR EXIT		Y		
19	BOT CTR STAIR		Y		
20	BOYS & GIRLS W/R LEV 1 BY ELEV		Y		

NOTES

Breaker 2nd floor mech. room will turn off hallway lights

Breaker 1st floor O/S Electrical room.

LOCATION: Leslie Thomas	Device	Device address or circuit number
--------------------------------	---------------	---

FIRE ALARM PANEL:Edwards QS4

MANUAL PULL STATIONS

1	1ST FLR FRONT STAIR EXIT BY RM 103	M	ZONE 1
2	ELEV. LOBBY GROUND FLOOR	M	131
3	SCIENCE SHOP EXIT	M	ZONE 1
4	WOODSHOP EXIT BY RM 105	M	ZONE 1
5	1ST FLOOR KITCHEN/BAND RM EXIT	M	ZONE 1
6	MAIN ENTRANCE	M	ZONE 2
7	2ND FLOOR BACK STAIR EXIT	M	ZONE 2
8	GYM EXIT BY STAGE	M	ZONE 2
9	3RD FLOOR FRONT STAIR EXIT	M	ZONE 3
10	3RD FLR BACK STAIR EXIT BY RM 306	M	ZONE 3

DUCT SMOKE DETECTORS

1	AHU 3RD FLOOR	DS	ZONE 4
2	GYM STORAGE ROOM	DS	ZONE 5
3	BOILER ROOM AHU # 1	DS	ZONE 6

HEAT DETECTORS

1	GARBAGE ROOM	RHT	ZONE 7
2	STORAGE ROOM BY BOILER	HT	ZONE 8

SPRINKLER DEVICES

1	SPRINKLER MAIN CONTROL VALVE	TS	ZONE 9
2	SPRINKLER PRESSURE ALARM	FSP	ZONE 9
3	ELEV. 1ST FLOOR	SUPP	129
4	KITCHEN HOOD SYSTEM	SUPP	ZONE 10

NOTIFYING DEVICES

1	MUSIC ROOM	B	SIG 1
2	BY ROOM 101	B	SIG 1
3	CAFETERIA	B	SIG 1
4	WOODSHOP	B	SIG 1
5	SCIENCE SHOP	B	SIG 1
6	BY ROOM 105	B	SIG 1
7	BY ROOM 206	B	SIG 1
8	BY ROOM 209	B	SIG 1
9	BY ROOM 307	B	SIG 1
10	BY ROOM 311	B	SIG 1
11	ELEV. LOBBY FRONT	B	
12	GYM	B	SIG 1

END OF LINE RESISTORS

1	WOODSHOP EXIT	EOL	ZONE 1
2	HALL BY ROOM 206	EOL	ZONE 2
3	HALL BY ROOM 307	EOL	ZONE 3
4	GYM STORAGE ROOM	EOL	ZONE 5
5	AHU 3RD FLOOR	EOL	ZONE 4
6	BOILER ROOM	EOL	ZONE 6
7	GARBAGE ROOM	EOL	ZONE 7
8	BOILER ROOM	EOL	ZONE 8
9	BY SPRINKLER TREE	EOL	ZONE 9
10	KITCHEN	EOL	ZONE 10
11	BY ROOM 307	EOL	SIG 1

SMOKE DETECTORS

ELEV MACH	S	002
ELEV SHAFT	S	
ELEV LOBBY 2ND	S	005
ELEV LOBBY 3RD	S	001
COMM RM GROUND FLOOR	S	006
GROUND FLOOR OUTSIDE ELEVATOR LOBBY	S	007
GROUND FLOOR INSIDE ELEV LOBBY	S	004

Fire Door Number or Location
MAIN ENTRY LEV 2
TOP STAIR FRONT ,LEV 3
TOP STAIRS, REAR .,LEV 3
LEV 2 REAR ,BY STAIRS

EMERGENCY LIGHTING				
Line #	EL UNIT Location	Remot e	Cab. Head	Manuf.
1	1st Floor Janitors Office		Y	Lumacell, Battery Pak
2	**1st Floor Main Stair	Y		

3	**2nd Floor Main Stair	Y		
4	**3rd Floor Main Stair	Y		
5	1st Floor Electrical Rm 107		Y	Emergi-Lite, Battery Pak
6	**Outside of Room	Y		
7	Woodshop RM 106			Lithonia, M636
8	Science Lab RM 107			Lumacell, RG36
9	Boiler Room			Emergi-Lite, 06JML36
10	Band Room			Emergi-Lite, 06JML36
11	Main Office			Lumacell, RG36
12	2nd Floor Electrical Rm 2B			Emergi-Lite, Battery Pak
13	Outside Of Room	Y		
14	Kitchen Storage			Lumacell, Battery Pak
15	**Main Entrance	Y		
16	**Cafeteria	Y		Remote
17	3rd Flr Store By Library 3B			Lumacell, Battery Pak
18	**Gym Front	Y		
19	3rd Floor Electrical Rm 3D			Lumacell, Battery Pak
20	**Outside Of Room	Y		
21	RCMP Office/Copy Rm			Lumacell, Battery Pak
22	**Gym Back	Y		
23	Rear Stairwell			Emergi-Lite, JML 36
24	**Rear Stairwell	Y		Remote
25	1ST FLOOR BOTTOM OF STAIRS		Y	
26	ELEV MACH ROOM		Y	
27	ELEV LOBBY 1ST FLOOR		Y	
28	ELEV LOBBY 1ST		Y	
29	ELEV LOBBY 2ND		Y	
30	ELEV LOBBY 3RD			
31	GYM STAGE LEFT		Y	
32	GYM STAGE RIGHT		Y	
33	GYM STAGE ABOVE ELEC BOX		Y	
34	GYM STAGE ABOVE ELEC BOX		Y	
35	GYM DOOR TO CORRIDOR		Y	
36	IN ROOM 2B		Y	

	LOCATION: Millwood Elementary	Device	Device address or circuit number
FIRE ALARM PANEL: Mirtone 8020			
MANUAL PULL STATIONS			
1	MAIN ENTRANCE	M	ZONE 2
2	WEST STAIRS 1ST FLOOR	M	ZONE 2
3	BACK STAIRS EXIT by MUSIC ROOM	M	ZONE 2
4	OUTSIDE GYM STORAGE	M	ZONE 2
5	GYM BY CANTEEN	M	ZONE 2
6	GYM BY MAIN ENTRANCE	M	ZONE 2
7	GYM	M	ZONE 2
8	KITCHEN	M	ZONE 2
9	BACK STAIRS 2ND FLOOR	M	ZONE 3
10	WEST STAIRS 2ND FLOOR	M	ZONE 3
SMOKE DETECTORS			
1	BOTTOM WEST STAIRS	SI	ZONE 4
2	TOP WEST STAIRS	SI	ZONE 4
3	BOTTOM BACK STAIRS	SI	ZONE 5
4	TOP BACK STAIRS	SI	ZONE 5
5	ELEVATOR SHAFT	SI	ZONE 6
DUCT SMOKE DETECTORS			
1	GYM STORAGE	DS	ZONE 8
HEAT DETECTORS			
1	ELECTRICAL ROOM	RHT	ZONE 2
2	SPRINKLER ROOM	RHT	ZONE 2
SPRINKLERS			
1	SPRINKLER FLOW ALARM	FSP	ZONE 7
2	KITCHEN HOOD SPRINKLER	FSV	ZONE 9
3	SPRINKLER MAIN CONTROL VALVE	SV	ZONE 10
4	ELEVATOR PIT	SV	ZONE 12
5	BY ELEVATOR 2ND FLOOR	SV	ZONE 13
6	FAN ROOM #1	SV	ZONE 13
7	2ND FLOOR FAN ROOM #2 CONTROL VALV	SV	ZONE 3
8	KITCHEN HOOD SPRINKLER	SV	ZONE 14
NOTIFYING DEVICES			
1	BACK STAIRS 2ND FLOOR	B	SIG 1
2	MIDDLE 2ND FLOOR	B	SIG 1

3	WEST STAIRS 2ND FLOOR	B	SIG 1
4	FAN ROOM #2	B	SIG 1
5	WEST STAIRS 1ST FLOOR	B	SIG 1
6	GYM	B	SIG 2
7	GYM	B	SIG 2
8	BOYS SHOWER	B	SIG 2
9	GIRLS SHOWER	B	SIG 2
10	MAIN ENTRANCE	B	SIG 2
11	BACK STAIRS 1ST FLOOR	B	SIG 2
12	MIDDLE 1ST FLOOR	B	SIG 2

END OF LINE RESISTORS

1	RAMP TO STAGE	EOL	ZONE 14
2	FAN ROOM #1	EOL	ZONE 13
3	1ST FLOOR BY ELEVATOR	EOL	ZONE 12
4	SPRINKLER ROOM	EOL	ZONE 10
5	RAMP TO STAGE	EOL	ZONE 9
6	SPRINKLER ROOM	EOL	ZONE 7
7	GYM STORAGE ON DUCT DETECTOR	EOL	ZONE 8
8	ELEVATOR SHAFT	EOL	ZONE 6
9	TOP WEST STAIRS	EOL	ZONE 4
10	WEST STAIRS 2ND FLOOR	EOL	ZONE 3
11	TOP BACK STAIRS	EOL	ZONE 5
12	WEST STAIRS 1ST FLOOR	EOL	ZONE 2
13	BY SIDE ENTRANCE TO PLAYGROUND	EOL	ZONE 11

RELAYS

	AHU SHUT DOWN	RHT	
	Fire Door Number or Location		
	1 Bottom of West Stairs		
	2 Top of West Stairs		
	3 Bottom of Back Stairs		
	4 Top of Back Stairs		
	5 Middle Main Floor Hall		

EMERGENCY LIGHTING

Line#	EL UNIT Location	Remote	Cab.Head
1	OUTSIDE LIBRARY		Y
22	**Kitchen	REMOTES	
2	By Room 123		Y
3	**1st Floor Boys Washroom	REMOTES	
4	**1st Floor Girls Washroom	REMOTES	
5	By Room 132		Y

6	**Bottom West Stairwell	REMOTES	
7	By Room 209		Y
8	**Middle 2nd Floor	REMOTES	
9	**Middle West Stairwell	REMOTES	
10	**Top West Stairwell	REMOTES	
11	2nd Floor By Girls Washroom		Y
12	**2nd Floor Girls Washroom	REMOTES	
13	**2nd Floor Boys Washroom	REMOTES	
14	**BOTT BACKStairwell	REMOTES	
15	**Middle Back Stairwell	REMOTES	
16	**Top Back Stairwell	REMOTES	
20	FAN ROOM	REMOTES	
17	Gym #1 BY MAIN ENTRY		Y
18	**Main Entrance	REMOTES	
19	**Girls Shower Room	REMOTES	
	GYM #2 BY BOYS LOCKER RM		Y
	**Boys Shower	REMOTES	
	GYM BY MAIN ENTRY		Y
	GYM BY KITCHEN		Y
	GYM BY REAR EXIT		Y
	GYM STAGE		Y
	GYM STAGE EXIT		Y

EMERGENCY LIGHTING NOTES AND RECOMMENDATIONS

1	Breaker Panels for Emergency Lighting . Main Floor, Electrical Room , Panel "B" Cct # 39. Second Floor, Fan Room # 2
	Panel " C " Cct # 39

	LOCATION: Millwood High	Device	Device address or circuit number
	FIRE ALARM PANEL: Edwards 6500		

MANUAL PULL STATIONS

SMOKE DETECTORS

1	2ND FLOOR HALL BY ELEVATOR	M	ZONE 8
2	2ND FLOOR EXIT BY DOOR 209	M	ZONE 8
3	2ND FLOOR EXIT BY DOOR 201	M	ZONE 8
4	2ND FLOOR EXIT BY DOOR 227	M	ZONE 8
5	HALL BY ROOM 135	M	ZONE 9
6	HALL BY ROOM 140	M	ZONE 9
7	BY ART ROOM 125	M	ZONE 9
8	FILM & VIDEO ROOM 126	M	ZONE 9
9	BOILER ROOM EXIT	M	ZONE 9
10	MAIN ENTRANCE	M	ZONE 9
11	EXIT BY CAFETERIA STAIRS	M	ZONE 9
12	GYM STAGE EXIT BY ROOM 146	M	ZONE 9
13	GYM BY MAIN ENTRANCE	M	ZONE 10
14	GYM EXIT BY MENS LOCKER ROOM 153	M	ZONE 10
15	GYM EXIT BY ROOM 149	M	ZONE 10
16	GYM EXIT BY ROOM 148	M	ZONE 10
	IND. ARTS	M	ZONE 9
1	STAIRWELL #2 BY RM 232	S	ZONE 1
2	STAIRWELL #1 MAIN ENTRY	S	ZONE 2
3	STAIRWELL #3 BY RM 208	S	ZONE 3
4	ELEVATOR SHAFT	S	ZONE 7
5	2ND FLOOR HALL BY ELEVATOR	S	ZONE 8
6	2ND FLOOR EXIT BY DOORS 201	S	ZONE 8
7	HALL BY ROOM 136	S	ZONE 9
8	HALL BY ROOM 138	S	ZONE 9
9	BY ADMINISTRATION OFFICE 100	S	ZONE 9
10	HALL BY ROOM 123	S	ZONE 9

DUCT SMOKE DETECTORS

SPRINKLER DEVICES

NOTIFYING DEVICES

1	A/U SYSTEM GYMNASIUM	DS	ZONE 4
---	----------------------	----	--------

2	A/U #1 NORTH	DS	ZONE 5
3	A/U #2 SOUTH	DS	ZONE 6
1	2ND FLOOR HALLWAY BY RM 214	FSP	ZONE 8
2	2ND FLOOR HALLWAY BY RM 214	SV	ZONE 8
3	HALL OUTSIDE BOILER ROOM	FSP	ZONE 9
4	HALL OUTSIDE BOILER ROOM	SV	ZONE 9
5	KITCHEN	SV	ZONE 9
6	ALARM LINE PRESSURE SWITCH	FSP	ZONE 11
7	MAIN CONTROL VALVE	SV	ZONE 11
8	KITCHEN HOOD FLOW	FSP	ZONE 12
9	KITCHEN HOOD TAMPER	SV	ZONE 12
10	ELEVATOR PIT VALVE	SV	ZONE 13
11	ANTI-FREEZE LOOP VALVE	SV	ZONE

NOTIFYING DEVICES

1	2ND FLOOR HALL BY ROOM 202	B	SIG 1
2	2ND FLOOR HALL BY ROOM 213	B	SIG 1
3	CAFETERIA	B	SIG 1
4	1ST FLOOR HALL BY ROOM 122	B	SIG 1
5	1ST FLOOR HALL BY ROOM	B	SIG 1
6	1ST FLOOR HALL BY CAFETERIA	B	SIG 1
7	ART ROOM 125	B	SIG 1
8	OUTSIDE MAIN ENTRANCE	B	SIG 1
9	GYM	B	SIG 2
10	2ND FLOOR HALL BY ROOM 235	B	SIG 2
11	2ND FLOOR HALL BY ROOM 223	B	SIG 2
12	MUSIC ROOM 144	B	SIG 2
13	1ST FLOOR HALL BY ROOM 143	B	SIG 2
14	1ST FLOOR HALL BY ROOM 132	B	SIG 2
15	BOILER ROOM	B	SIG 2

END OF LINE RESISTORS

1	STAIRWELL 227	EOL	ZONE 1
2	MAIN LOBBY STAIRS	EOL	ZONE 2
3	STAIRWELL 209	EOL	ZONE 3
4	GYM FAN ROOM	EOL	ZONE 4
5	PENTHOUSE MIDDLE OF STAIRS	EOL	ZONE 5
6	PENTHOUSE UNDER STAIRWELL	EOL	ZONE 6
7	BY ELEVATOR SHAFT	EOL	ZONE 7
8	2ND FLOOR HALL BY ELEVATOR	EOL	ZONE 8
9	GYM STAGE EXIT BY ROOM 146	EOL	ZONE 9
10	GYM EXIT BY ROOM 149	EOL	ZONE 10
11	SPRINKLER CAGE	EOL	ZONE 11
12	KITCHEN	EOL	ZONE 12
13	1ST FLOOR JANITORS ROOM	EOL	ZONE 13

14	2ND FLOOR HALL BY ROOM 213	EOL	SIG 1
15	GYM	EOL	SIG 2

Fire Door Number or Location
ENTRY TO HALL FOR RMS 131-135
ENTRY TO HALL FOR RMS 144-150
ENTRY TO GYM AREA
ENTRY TO GHALL FOR RMS 125-126
OFFICE HALL
ENTRY TO CAFETERIA
STAIRS BY RM 115
STAIRS BY RM 209
STAIRS BR RM 227
STAIRS BY RM 141

EMERGENCY LIGHTING

Line #	EL UNIT Location	MOD #	Manuf.
1	Main Entrance	S72/RRT	Lumacell
2	**Main Lobby - By Phones	REMOTE	REMOTE
3	**Main Lobby - Under Skylight	REMOTE	REMOTE
4	**By Room 114	REMOTE	REMOTE
5	Hall By Room 135	RG12 L072	Lumacell
6	Opposite Main Entrance	6JML36	Emergi-Lite
7	**By Room 123	REMOTE	REMOTE
8	Hall By Room 142	RG12 L072	Emergi-Lite
9	**Stairwell By Room 140	REMOTE	REMOTE
10	Hall To Gym By Room 143	RG12 L072	Lumacell
11	**Library	REMOTE	REMOTE
12	**Main Lobby - Left Hall	REMOTE	REMOTE
13	Hall By Boiler Room	RG36	Lumacell
14	**Cafeteria Wall By Boiler Room	REMOTE	REMOTE
15	**Boiler Room - Behind Door	REMOTE	REMOTE
16	**Boiler Room - Basement	REMOTE	REMOTE
17	Stairwell Outside Cafeteria	S72/RRT	Lumacell
18	Hall Outside Cafeteria	RG12 L072	Lumacell

19	Administration Office	2-T6	CPRO
20	Gym	3/2M	Emergi-Lite
21	Gym	3/2M	Emergi-Lite
22	Gym Exit Left	3/2M	Emergi-Lite
23	Gym Exit Right	3/2M	Emergi-Lite
24	**Side Hall By Room 223	REMOTE	REMOTE
25	**Hall By Room 202	REMOTE	REMOTE
26	Battery Pak By Room 233	RG12 S72	Lumacell
27	**Stairwell By Room 229	REMOTE	REMOTE
28	**Hall By Room 228 Front	REMOTE	REMOTE
29	**Hall By Room 228 Back	REMOTE	REMOTE
30	Battery Pak By Room 208	RG12 S72	Lumacell
31	**Cafeteria Stairwell	REMOTE	REMOTE
32	**Hall By Room 217	REMOTE	REMOTE
33	**Hall By Room 212	REMOTE	REMOTE

GIRLS CHANGE
ROOM

REMOTE

BOYS CHANGE
ROOM

REMOTE

CAFETERIA OUTSIDE
WALL

REMOTE

HALL ADJ 222

UNIT

BOILER ROOM

UNIT

BOILER ROOM

REMOTE

BOILER ROOM

UNIT

BOILER ROOM

REMOTE

JANITOR ROOM 241

UNIT

GYM STAGE

UNIT

EMERGENCY LIGHTING NOTES AND RECOMMENDATIONS	
	PANEL "D", MAIN ELECTRICAL RM, CCTS 4 & 10 CONTROL ALL EMERGENCY LIGHTS

	LOCATION: Prospect Rd. Ele.	Device	Device address or circuit number
--	------------------------------------	---------------	---

FIRE ALARM PANEL: Edwards FS 100

1	MAIN ENTRANCE - A	M	ZONE 1
2	EXIT BY ROOM108 - B	M	ZONE 1
3	MID HALL BY GYM ENTRANCE - C	M	ZONE 1
4	BACK HALL EXIT - D	M	ZONE 1
5	BOILER ROOM EXIT - E	M	ZONE 1
6	GYM BACK EXIT - F	M	ZONE 1
7	EXIT BY ROOM 122 - G	M	ZONE 1
1	ELECTRICAL ROOM	RHT	ZONE 2
1	MAIN SYSTEM PRESSURE	FSP	ZONE 3
2	MAIN SPRINKLER CONTROL VALVE	TS	ZONE 6
3	SYSTEM #1 CONTROL VALVE	TS	ZONE 6
4	SYSTEM #2 CONTROL VALVE	TS	ZONE 6
5	TANK #1 LOW WATER		7
6	TANK #2 LOW WATER		5
7	SPRINKLER LOW AIR		4

NOTIFYING APPLIANCES

1	BY ROOM 120	B	SIG 1
2	BY ROOM 125	B	SIG 1
3	GYM ENTRANCE	B	SIG 1
4	GYM	B	SIG 1
5	BY ROOM 106	B	SIG 1
6	MAIN ENTRANCE	B	SIG 1
7	OUTSIDE BOYS WASHROOM	B	SIG 1

EMERGENCY LIGHTING						
Line #	EL UNIT Location	Remote Head	Cab. Head	Bat. VAH	MOD #	Manuf.
1	WEST WING BY ROOM 103		Y			
2	WEST WING BY ROOM 106		Y			
3	EAST WING BY LIBRARY		Y			
4	HALL BY OFFICE		Y	6V 7.2A	RG72QB	Lumacell
5	GYM ENTRANCE		Y			
6	GYM BACK EXIT		Y			
7	STAIRS BY GYM		Y			
8	EAST WING BY BOILER ROOM		Y			
9	EAST WING BY MUSIC ROOM	Y	Y			
10	*EAST WING HALL		Y			
11	BOILER ROOM		Y			
12	RAMP BY BOILER ROOM		Y			
13	*ELECTRICAL ROOM	Y	Y			
14	BOYS CHANGE ROOM		Y	6V 7.2A	RG72QB	Lumacell
15	GIRL CHANGE ROOM		Y	6V 7.2A	RG72QB	Lumacell
16	BOILER RM.	Y				

BREAKERS FOR LIGHTING

GYM STAGE PANEL
PANEL IN ROOM 110

	LOCATION: Rockingham Ele.	Device	Device address or circuit number

FIRE ALARM PANEL:Edwards 6500

MANUAL PULL STATIONS

1	EXIT BY EXCEL ROOM	M	ZN 1
2	EXIT BY MUSIC ROOM	M	ZN 1
3	GYM ENTRANCE	M	ZN 2
4	GYM ENTRANCE BY STAGE	M	ZN 2
5	GYM EXIT TO EXTERIOR	M	ZN 2
6	EXIT BY ROOM 26	M	ZN 3
7	EXIT BY ROOM 33	M	ZN 3
8	BREEZWAY CENTER	M	ZN 4
9	BREEZWAY EXIT	M	ZN 4
10	EXIT BY ROOM 37	M	ZN 5
11	EXIT BY ROOM 44	M	ZN 5
12	IN ROOM 36	M	ZN5
13	OFFICE HALL EXIT BY ROOM 8	M	ZN 6
14	MAIN ENTRANCE	M	ZN 6
15	LIBRARY EXIT	M	ZN 6
16	BASEMENT HALL EXIT BY ROOM 20	M	ZN 7
17	BOILER ROOM	M	ZN 7

HEAT DETECTORS

1	ELECTRICAL ROOM	HT	ZN 1
---	-----------------	----	------

DUCT SMOKE DETECTORS

1	CEILING HATCH BY ROOM 26(CLOSED DUCT)	DS	ZN 3
2	CEILING HATCH BY ROOM 26(OPEN DUCT)	DS	ZN 3

NOTIFYING DEVICES

1	BASEMENT HALL BY ROOM 21	B	SIG 1
2	BY ROOM 9	B	SIG 1
3	LIBRARY	B	SIG 1
4	MUSIC HALL	B	SIG 1
5	MUSIC ROOM	B	SIG 1
6	ROOM 59	B	SIG 1
7	ROOM 55	B	SIG 1
8	BY ROOM 55	B	SIG 1
9	OUTSIDE GYM	B	SIG 2

10	GYM	B	SIG2
11	GYM	B	SIG 2
12	BREEZWAY	B	SIG 2
13	BY ROOM 25	B	SIG 2
14	BY ROOM 35	B	SIG 2

END OF LINE RESISTORS

1	GYM	EOL	ZN 2
2	EXIT BY ROOM 26	EOL	ZN 3
3	BREEZWAY EXIT	EOL	ZN 4
4	EXIT BY ROOM 37	EOL	ZN 5
5	OFFICE HALL EXIT BY ROOM 8	EOL	ZN 6
6	BASEMENT HALL EXIT BY ROOM 20	EOL	ZN 7
7	GYM	EOL	SIG 2
8	EXIT BY ROOM 58	EOL	ZN 1
9	BY ROOM 58	EOL	SIG 1

EMERGENCY LIGHTING

Line #	EL UNIT Location	Remote Head	Cab. Head
1	Basement By Room 17		Y
2	Basement By Room 18		Y
3	Basement By Room 20		Y
	**Stairwell By Room 20	Y	
5	Boiler Room		Y
6	Stairwell By Main Office		
7	Main Office Stairs Entrance		Y
8	Stairwell By Room 8		Y
9	Hall By Room 8		Y
10	Hall By Office		Y
11	Outside Music Room 60		Y
12	In Music Room 60		Y
13	In Room 59		Y
14	In Room 55		Y
15	In Room 55		Y
16	In Room 58		Y
	**Hall By Room 53	Y	
18	Storage Room On Stage PACK		Y
	**Hall By Snack Bar	Y	
	**Gym	Y	
21	Gym Storage Room		Y
	**Hall By Entrance To Stage	Y	
23	Gym Storage Room #2		Y
	**Gym	Y	

25	Female Washroom 48		Y
	**Outside Female Washroom	Y	
	**Breezeway	Y	
28	Boys Washroom 30		Y
	**Outside Boys Washroom	Y	
	**Stairwell By Room 24	Y	
31	Stairwell By Room 27		Y
	**Bottom Stairs	Y	
33	In Room 44		Y
	**Hall By Room 38	Y	
34	GYM, REAR EXIT		Y

EMERGENCY LIGHTING NOTES AND RECOMMENDATIONS

	THESE LIGHTS CONTROLLED BY PANEL BY RM 18, CCT# 5
	THESE LIGHTS CONTROLLED BY PANEL BY RM 6, CCT# 13
	THESE LIGHTS CONTROLLED BY PANEL IN MUSIC RM, CCT# 25
	THESE LIGHTS CONTROLLED BY PANEL IN RM 55, CCT# 20
	THESE LIGHTS CONTROLLED BY PANEL "A" ,ROOM 58, CCT# 24
	THESE LIGHTS CONTROLLED BY PANEL "C" ,GYM STORAGE RM, CCT# 21
	THESE LIGHTS CONTROLLED BY PANEL "C",GYM STORAGE RM, CCT# 34

		Device	Device address or circuit number	Annunciation
LOCATION: Rocky Lake				
FIRE ALARM PANEL: Simplex 4100U				
MANUAL PULL STATIONS				
1	3RD FLOOR BY ROOM 311	M	6	
2	3RD FLOOR LOBBY	M	6	
3	3RD FLOOR BY ROOM 325	M	1	
4	3RD FLOOR BY ROOM 319	M	3	
5	2ND FLOOR LOBBY	M	3	
6	2ND FLOOR BY ROOM 216	M	3	
7	2ND FLOOR BY ROOM 209	M	3	
8	2ND FLOOR BY ROOM 217	M	3	
9	2ND FLOOR BY STAFF ROOM	M	3	
10	GYM MAIN ENTRANCE	M	3	
11	GYM, RIGHT OF STAGE	M	3	
12	BACK OF GYM	M	3	
13	GYM, UNDER SCORE CLOCK	M	3	
14	1ST FLOOR LOBBY	M	2	
15	1ST FLOOR BY ROOM 104	M	2	
16	1ST FLOOR BY ROOM 106	M	2	
17	KITCHEN	M	2	
18	CAFETERIA	M	2	
19	LIBRARY	M	2	
20	CARETAKER SUPPLY IN DANCE ROOM	M	3	
21	FURNACE ROOM	M	5	
SMOKE DETECTORS				
1	CARETAKER SUPPLY ROOM IN DANCE ROOM	SI	ZONE 3	
DUCT SMOKE DETECTORS				
1	3RD FLOOR LOBBY FAN ROOM RETURN	DS	ZONE 7	
2	3RD FLOOR LOBBY FAN ROOM	DS	ZONE 7	
HEAT DETECTORS				
1	ELECTRICAL ROOM	HT	ZONE 5	
SPRINKLER DEVICES				
1	KITCHEN	AD	1	
2	SPRINKLER ROOM GATE VALVE	GV	7	
3	SPRINKLER ROOM FLOW ALARM	FS	7	
NOTIFYING DEVICES				
1	1ST FLOOR LOBBY	B	SIG 1	

2	1ST FLOOR BY ROOM 102	B	SIG 1	
3	1ST FLOOR BY ROOM 107	B	SIG 1	
4	DANCE ROOM 106	B	SIG 1	
5	COMPUTER ROOM 105	B	SIG 1	
6	MUSIC ROOM	B	SIG 1	
7	CAFETERIA	B	SIG 1	
8	LIBRARY	B	SIG 1	
9	FURNACE ROOM	10" B	SIG 1	
10	SPORTS STORAGE ROOM (GREY DOOR)	B	SIG 1	
11	2ND FLOOR LOBBY	B	SIG 2	
12	2ND FLOOR BY GIRLS WASHROOM	B	SIG 2	
13	2ND FLOOR BY ROOM 205	B	SIG 2	
14	2ND FLOOR BY ROOM 208	B	SIG 2	
15	2ND FLOOR BY ROOM 211	B	SIG 2	
16	2ND FLOOR BY ROOM 215	B	SIG 2	
17	2ND FLOOR BY STAFF ROOM	B	SIG 2	
18	GYM (Corridor above Lockers)	B	SIG 2	
19	GYM	B	SIG 2	
20	3RD FLOOR LOBBY	B	Sig #3	
21	3RD FLOOR BY GIRLS WASHROOM	B	Sig #3	
22	3RD FLOOR BY ROOM 304	B	Sig #3	
23	3RD FLOOR BY ROOM 310	B	Sig #3	
24	3RD FLOOR BY ROOM 313	B	Sig #3	
25	3RD FLOOR BY ROOM 318	B	Sig #3	
26	3RD FLOOR BY ROOM 325	B	Sig #3	

END OF LINE RESISTORS

1	3RD FLOOR BY ROOM 319	EOL	ZONE 1	
2	LIBRARY	EOL	ZONE 3	
3	KITCHEN	EOL	ZONE 4	
4	FURNACE ROOM	EOL	ZONE 5	
5	SPRINKLER ROOM	EOL	ZONE 6	
6	3RD FLOOR LOBBY FAN ROOM	EOL	ZONE 7	
7	CAFETERIA	EOL	SIG 1	
8	2ND FLOOR BY ROOM 215	EOL	SIG 2	
9	3RD FLOOR BY ROOM 318	EOL	Sig #3	

LOOP

2ND FLR SERVER RM 204B	S		M1-2
2ND FLR 200A	HT		M1-3
2ND FLR ELEV. LOBBY	M		M1-7
2ND FLR ELEV. LOBBY	S		M1-9
3RD FLR STORAGE 301B	S		M1-12

ELEV ALT	R		M1-15
1ST FLR ELEV	GV		M1-18
1ST FLR MACH RM	HT		M1-5
1ST FLR STORAGE 101A	S		M1-8
3RD FLR ELEV. SHUT OFF	GV		M1-19
1ST FLOOR ELEV. SHUT OFF	GV		M1-18
3RD FLR ELEV. LOBBY	S		M1-1
ELEV. HAT	R		M1-16
ELEV. SHAFT	S		M1-13
ELEV. RECALL	R		M1-14
1ST ELEV. LOBBY	S		M1-17
3RD FLR STORAGE 300A	HT		M1-4
3RD FLR ELEV. LOBBY	M		M1-7
2ND FLR STORAGE 201B	S		M1-10

NOTES:

- ZONE 4: 3RD FLR DEVICES**
- ZONE 3: 2ND FLR DEVICES**
- ZONE 1: KIT. SUPPRESSION**
- ZONE 2: 1ST FLR DEVICES**
- ZONE 5: BOILER RM**
- ZONE 6: DUCT DET,'S**
- ZONE 7: SPRINK. FLOW**

EMERGENCY LIGHTING			
Line #	EL UNIT Location	Remote Head	
			Cab. Head
1	GYM EXIT		
2	GYM EXIT	REMOTE	
3	GYM EXIT		COMBO
4	GYM EXIT		COMBO
5	MUSIC ROOM 108A		COMBO

6	MUSIC ROOM 107B		COMBO
1	1ST FLR STORAGE BATT PACK		
2	North Stairs Floor 1 1/2	REMOTE	
3	Boiler Room	REMOTE	
4	Electrical Room	REMOTE	
5	By room 107	REMOTE	
6	By room 102	REMOTE	
7	By room 207	REMOTE	
8	Gym rear left	REMOTE	
9	Gym rear right	REMOTE	
10	By room 212	REMOTE	
11	North Stairs Floor 2 1/2	REMOTE	
12	By room 313	REMOTE	
13	By room 308	REMOTE	
14	2ND FLR JANITOR ROOM BATT PACK		
15	By room 202	REMOTE	
16	2nd floor lobby	REMOTE	
17	Main lobby	REMOTE	
18	Cafeteria hallway	REMOTE	
19	1st floor ramp	REMOTE	
20	Front stairs 1st to 2nd floor	REMOTE	
21	Front stairs 2nd to 3rd floor	REMOTE	
22	Front stairs top	REMOTE	
23	Boys washroom 1st floor	REMOTE	
24	Girls washroom 1st floor	REMOTE	
25	Boys washroom 2nd floor	REMOTE	
26	Girls washroom 2nd floor	REMOTE	
27	Boys change room 2nd floor	REMOTE	
28	Girls change room 2nd floor	REMOTE	
1	*Boys Washroom 3rd Floor	REMOTE	
2	*Girls Washroom 3rd Floor	REMOTE	
3	*3rd Floor Lobby	REMOTE	
4	*By Room 301	REMOTE	
5	*Kitchen	REMOTE	
6	Room 317 Battery Pack		
7	*By Room 324	REMOTE	
8	*Ramp 3rd Floor	REMOTE	
9	*Ramp 2nd to 3rd Floor #1	REMOTE	
10	*Ramp 2nd to 3rd Floor #2	REMOTE	
11	*Ramp 2nd to 1st Floor #1	REMOTE	
12	*Ramp 2nd to 1st Floor #2	REMOTE	
13	*Library	REMOTE	
14	*By Staff Room	REMOTE	

15	*By Room 217	REMOTE
16	*West Stairs 1st to 2nd Floor	REMOTE
17	*West Stairs 2nd to 3rd Floor	REMOTE
18	*Cafeteria - Right Wall	REMOTE
19	*Cafeteria - Left Side	REMOTE
20	*Gym Entry	REMOTE
21	*Gym	REMOTE
22	*Gym Wall By Stage	REMOTE
23	Cafeteria Front Post	UNIT
24	*Cafeteria Front	REMOTE
25	Cafeteria Centre Post	UNIT
26	*Cafeteria Centre	REMOTE
27	Cafeteria Rear Post	UNIT
28	*Cafeteria Rear	REMOTE

	LOCATION: Sackville Heights	Device	Device address or circuit number	NOTES
FIRE ALARM PANEL: Cerberus Pyrotronics MXL				
Devices				
	EXIT, CORRIDOR 1 TO STAIR 1	MA	1-001	
	EXIT, GYM TO CORRIDOR 1	MA	1-002	
	EXIT, GYM TO CORRIDOR 2	MA	1-003	
	JANITORS CLOSET #1 (107)	RHTA	1-005	
	TELEPHONE / COMM ROOM 2 (109)	SA	1-006	
	LIBRARY, STORAGE ROOM (110)	SA	1-007	
	SUMP ROOM 164B BY ELEVATOR	SA	1-008	
	GLYCOL SPRINKLER SHUTOFF CANO	TS	1-011	
	SPRINKLER SHUTOFF ELEVATOR SHA	GV	1-012	
	EXIT, CORRIDOR 5 TO MAIN LOBBY	MA	1-013	
	TELEPHONE / COMM ROOM 1 (122)	SA	1-014	
	STORAGE (123B) [inside 123a]	SA	1-015	
	LOBBY EXIT	MA	1-016	
	ELECTRICAL ROOM (127)	SA	1-017	
	EXIT, BOILER ROOM	MA	1-019	
	OIL STORAGE ROOM (128)	RHTA	1-020	
	EXIT, BOILER ROOM	MA	1-021	
	KITCHEN (160)	RHTA	1-022	
	KITCHEN HOOD SYSTEM	RELA Y	1-023	
	KITCHEN, STORAGE ROOM (159)	SA	1-025	
	LEARNING CENTRE (162)	SA	1-026	
	CUST. STORAGE ROOM (156)	SA	1-027	
	GLYCOL SPRINKLER SHUTOFF (BOILE	TS	1-028	
	STUDENT SUPPORT STORAGE ROOM	SA	1-032	
	EXIT, CORRIDOR 7 TO STAIR 4	MA	1-033	
	JANITORS CLOSET #2 (135)	SA	1-034	
	STAFF WASHROOM (139)	SA	1-035	
	MAIN FLOOR SPRINKLER FLOW (137)	FSV	1-036	
	SPRINKLER SHUTOFF, MAIN WATER (TS	1-038	
	1ST FLOOR SPRINKLER SHUTOFF (13	GV	1-039	
	MAIN SPRINKLER FLOW SWITCH (137)	FSV	1-040	
	SPRINKLER SHUTOFF, BACKFLOW 1 (TS	1-041	
	OUTSIDE STORAGE ROOM (147)	SA	1-042	

	EXIT, CORRIDOR 7 TO STAIR 5	MA	1-043	
	EXIT, CORRIDOR 7 TO OUTSIDE	MA	1-044	
	TOP OF STAIRWELL 1	SA	2-001	
	EXIT, CORRIDOR 9 TO STAIR 1	MA	2-002	
	EXIT, FAN ROOM 1 TO CORRIDOR 9	MA	2-003	
	STORAGE ROOM 1 (249) [beside 248]	SA	2-004	
	FAN ROOM 1 (248)	RHTA	2-005	
	AHU 1, FAN ROOM 248	DSA	2-006	
	AHU 2, FAN ROOM 248	DSA	2-007	
	JANITORS CLOSET 3 (205A)	RHTA	2-008	
	EXIT, CORRIDOR 10 TO STAIR 3	MA	2-009	
	TOP OF STAIRWELL 3	SA	2-010	
	ELEVATOR MACHINE ROOM (211A)	SA	2-011	
	ELEVATOR SHAFT	SA	2-012	
	EXIT, CORRIDOR 10 TO CORRIDOR 11	MA	2-013	
	EXIT, CORRIDOR 11 TO CORRIDOR 12	MA	2-014	
	TOP OF STAIRWELL 2	SA	2-015	
	GUIDANCE OFFICE STORAGE (218)	SA	2-018	
	FAMILY STUDIES, RIGHT SIDE (222)	RHTA	2-019	
	FAMILY STUDIES, LEFT SIDE (222)	RHTA	2-020	
	STORAGE ROOM (246)	SA	2-021	
	STUDENT SUPPORT (245)	SA	2-022	
	FAN ROOM 2 (243)	RHTA	2-024	
	EXIT, 2ND FLOOR MECHANICAL ROOM	MA	2-025	
	2ND FLOOR MECHANICAL ROOM (243)	RHTA	2-026	
	EXIT, CORRIDOR 12 TO STAIR 4	MA	2-027	
	TOP OF STAIRWELL 4	SA	2-028	
	TELEPHONE / COMMUNICATIONS ROOM	SA	2-029	
	JANITORS CLOSET 4 (228)	HTA	2-030	
	SERVICE ROOM 3 (225) inside 2-029	RHTA	2-031	
	2ND FLOOR SPRINKLER FLOW (225)	FSV	2-032	
	2ND FLOOR SPRINKLER SHUTOFF (225)	GV	2-033	
	EXIT, CORRIDOR 12 TO STAIR 5	MA	2-034	
	TOP OF STAIRWELL 5	SA	2-035	
	ART ROOM, STORAGE CLOSET	RHTA	2-036	
	EXIT, GYM TO STAIRWELL 2	MA	2-038	
Signals				
	1ST FLOOR BY GYM	H/V	SIG 1	
	1ST FLOOR BY LIBRARY	H/V	SIG 1	
	1ST FLOOR BY CAFETERIA	H/V	SIG 1	
	1ST FLOOR BY ROOM 161	H/V	SIG 1	
	1ST FLOOR BY ROOM 134	H/V	SIG 1	
	1ST FLOOR BY ROOM 143	H/V	SIG 1	

	BOILER ROOM	H/V	SIG 1	
	GYM	H/V	SIG 1	
	GYM	H/V	SIG 1	
	BOYS CHANGE ROOM	H/V	SIG 1	
	GIRLS CHANGE ROOM	H/V	SIG 1	
	1ST FLOOR BOYS WASHROOM	V	SIG 1	
	1ST FLOOR BOYS WASHROOM	V	SIG 1	
	1ST FLOOR GIRLS WASHROOM	V	SIG 1	
	1ST FLOOR GIRLS WASHROOM	V	SIG 1	
	2ND FLOOR BY ROOM 232	H/V	SIG 1	
	2ND FLOOR BY TEL/COM ROOM	H/V	SIG 1	
	2ND FLOOR BY FAMILY STUDIES	H/V	SIG 1	
	2ND FLOOR BY ROOM 214C	H/V	SIG 1	
	2ND FLOOR BY ROOM 208	H/V	SIG 1	
	2ND FLOOR BY ROOM 202	H/V	SIG 1	
	MECHANICAL ROOM 243	H/V	SIG 1	
	FAN ROOM	H/V	SIG 1	
	2ND FLOOR BOYS WASHROOM	V	SIG 1	
	2ND FLOOR BOYS WASHROOM	V	SIG 1	
	2ND FLOOR GIRLS WASHROOM	V	SIG 1	
	2ND FLOOR GIRLS WASHROOM	V	SIG 1	

EMERGENCY LIGHTING				
Line #	EL UNIT Location	Cab. Head	MOD #	Manuf.
1	Stair 1	Y	RG12S144	LUMACELL
2	**Mid Stair 1		REMOTE	
3	**2nd Floor Stair 1		REMOTE	
4	1st Floor By Room 102	Y		LUMACELL
5	**By Room 103		REMOTE	
6	1st Floor By Girls Washroom	Y	RG12S144T B	LUMACELL
7	**By Library		REMOTE	
8	Tele / Comm Room 2 (109)	Y	RG12S144	LUMACELL
9	**By Tele / Comm Room		REMOTE	
10	**Boys Washroom		REMOTE	
11	**Girls Washroom		REMOTE	
12	Gym(BY LOBBY DOORS)	Y	RG12S144	LUMACELL
13	Gym by equipment room	Y	RG12S144	LUMACELL
14	Gym	Y	RG12S144	LUMACELL
15	Gym(BY CURTAIN)	Y	RG12S144	LUMACELL
16	Main Lobby	Y	RG12S144T B	LUMACELL
17	Boiler Room	Y	RG12S72	LUMACELL

18	1st floor electrical room	Y	RG12S144	LUMACELL
19	**Boiler Room Hall		REMOTE	
20	By Cafeteria	Y	RG12S144T B	LUMACELL
21	By Room 130	Y	RG12S144T B	LUMACELL
22	**By Door 117C		REMOTE	
23	**By Room 157		REMOTE	
24	Kitchen	Y	RG12S144	LUMACELL
25	**Kitchen		REMOTE	
26	Music Room 161	Y	RG12S72	LUMACELL
27	By Room 145	Y	RG12S144T B	LUMACELL
28	**By Room 142		REMOTE	
29	Janitors Room 135	Y	RG12 S144	LUMACELL
30	**Boys Washroom		REMOTE	
31	**Girls Washroom		REMOTE	
32	**Staff Washroom		REMOTE	
33	**By Room 151		REMOTE	
34	**By Storage Room 133		REMOTE	
35	Gym Storage	Y	RG12 S144	LUMACELL
36	**Boys Change Room		REMOTE	
37	**Girls Change Room		REMOTE	
38	Gym Stage	Y	RG12 S144	LUMACELL
	**Gym Stage		REMOTE	
	Stair 2	Y	RG12 S144	LUMACELL
	**Stair 2		REMOTE	
	Cafeteria by kitchen door	Y	RG 12S72	LUMACELL
	Cafeteria	Y	RG 12S72	LUMACELL
	Cafeteria	Y	RG 12S72	LUMACELL
	Cafeteria by music room	Y	EBST12072	Aim-Lite
	Mechanical Room 243	Y	RG12 S144	LUMACELL
	**Mechanical Room 243		REMOTE	
	By Room 219	Y	RG12 S144TB	LUMACELL
	**By Room 222		REMOTE	
	**By Room 214C		REMOTE	
	2nd Floor By Stair 3	Y	RG12 S144TB	LUMACELL
	**By Elevator Machine Room		REMOTE	
	Stair 3	Y	RG12 S144	LUMACELL
	**Stair 3		REMOTE	
	Fan Room 248	Y	RG12 S144	LUMACELL
	**Fan Room 248		REMOTE	
	By Room 203	Y	RG12 S144TB	LUMACELL
	**By Room 207A		REMOTE	
	**By Fan Room		REMOTE	
	**2nd Floor Boys Washroom		REMOTE	

	**2nd Floor Girls Washroom		REMOTE	
	Stair 5	Y	RG12 S144	LUMACELL
	**Stair 5 1st Floor		REMOTE	
	**Stair 5 2nd Floor		REMOTE	
	2nd Floor By Stair 5	Y	RG12 S144TB	LUMACELL
	**By Room 237		REMOTE	
	2nd Floor Tele / Comm 3 Room	Y	RG12 S144	LUMACELL
	**By Room 240		REMOTE	
	**By Stair 4		REMOTE	
	**2nd Floor Boys Washroom		REMOTE	
	**2nd Floor Girls Washroom		REMOTE	
	Stair 4	Y	RG12 S144	LUMACELL
	**Stair 4		REMOTE	

TECH NOTES:

1. BREAKERS LOCATED: 2ND FL RM 245 PANEL B #6 (DOES ALL OF 2ND FL)
1ST FL MAIN ELECT RM - PANEL A - #10, #16, #20.

	LOCATION:Sackville High	Device	Device address or circuit number	Annunciation
	FIRE ALARM PANEL:Edwards QS-4			

Location Description	Device	Address	Zone / Circuit #
----------------------	--------	---------	------------------

MANUAL PULL STATIONS

SOUTH HALL 1ST FLOOR EXIT	M	D002	1
1ST FLOOR BY ELEVATOR	M	D010	6
CENTRE HALL 1ST FLOOR	M	D014	11
NORTH HALL 1ST FLOOR	M	D014	11
BOILER ROOM EXIT	M	D012	17
GYM NORTH EXIT	M	D008	21
GYM ADJ. EQUIPMENT ROOM	M	D008	21
BY ROOM 234	M	D003	2
MAIN LOBBY BY GYM	M	D011	7
MAIN ENTRANCE TO LOBBY	M	D011	7
GYM STAIRS 2ND FLOOR	M	D015	7
CORRIDOR EXIT BY ROOM 201	M	D015	7
NORTH HALL 3RD FLOOR	M	D016	8
CENTRE HALL 3RD FLOOR	M	D012	8

CORRIDOR STAIR EXIT BY ROOM 301	M	D016	8
BY ROOM 319	M	D010	8
SKILLED-TRADE LAB ROOM 127 BY EXIT #1 TO CORR.	M	D002	1
SKILLED-TRADE LAB ROOM 127 BY EXIT #2 TO CORR	M	D002	1
SKILLED-TRADE LAB STORAGE RM 127 BY EXIT TO OUTSIDE	M	D002	1

SMOKE DETECTORS

SOUTH STAIRS	S	D011
NORTH STAIRS	S	D001
GYM STAIR	S	D009
MAIN STAIR (CENTRE STAIR)	S	D013

HEAT DETECTORS

BOILER ROOM	HT		
BOILER ROOM	HT		
ELECTRICAL ROOM	HT		
ELEVATOR MECHANICAL ROOM	HT		
ELEVATOR SHAFT	HT		
FOOTBALL STORAGE ROOM	HT		
KITCHEN AREA	HT		
BIOLOGY 312	RHT	D012	8
BIOLOGY 312 BY	RHT	D012	8

BIOLOGY 312 BY CHALKBOARD	RHT	D012	8
BIOLOGY 313	RHT	D012	8
BIOLOGY 313 BY CHALKBOARD	RHT	D012	8
CHEMISTRY ROOM 304	RHT	D011	13
CHEMISTRY ROOM 304 BY CHALKBOARD	RHT	D011	13
CHEMISTRY ROOM 307	RHT	D011	13
CHEMISTRY ROOM 307 BY CHALKBOARD	RHT	D011	13
CHEMISTRY STORAGE ROOM 305	RHT	D011	13
CHEMISTRY STORAGE ROOM 306	RHT	D011	13
GUIDANCE AREA FIRST AID ROOM	RHT	D011	7
GYM STORAGE A	RHT	D008	21
GYM STORAGE B (CLOSEST TO OFFICE)	HT	D008	21
GYM STORAGE C	RHT	D008	21
JANITORS ROOM 1ST FLOOR	RHT	D010	6
JANITORS ROOM 243 2ND FLOOR	RHT	D011	7
JANITORS ROOM 3RD FLOOR	RHT		13
LEARNING CENTRE ROOM 234	HT		
LIBRARY STORAGE	RHT	D003	2
MAIN OFFICE	RHT	D011	7
PHYSICS 309	RHT	D012	8
PHYSICS 309 BY CHALKBOARD	RHT	D012	8

ROOM 310	RHT	D012	8
ROOM 311	RHT	D012	8
STAFF ROOM COAT STORAGE ROOM	RHT		7
SKILLED-TRADE LAB HEAT DETECTOR #1 RM. 127	RHT		1
SKILLED-TRADE LAB HEAT DETECTOR #2 RM. 127	RHT	D002	1
SKILLED-TRADE LAB HEAT DETECTOR #3 RM. 127	RHT	D002	1
SKILLED-TRADE LAB HEAT DETECTOR #4 RM. 127	RHT	D002	1
SKILLED-TRADE LAB HEAT DETECTOR #5 RM. 127	RHT	D002	1
SKILLED-TRADE LAB STORAGE ROOM	RHT	D002	1
STORAGE MAINTENANCE	HT		
CORNER STORE STORAGE ROOM	HT		
VENTILATION ROOM ABOVE GYM STORAGE A	RHT	D008	21
VENTILATION ROOM ABOVE GYM STORAGE B	RHT		
WOODWORKING OFFICE	HT		
YOUTH HEALTH ROOM 325	RHT	D012	8

NOTIFYING DEVICES

BOILER ROOM	B		SIG 1
DRAMA ROOM	B		SIG 1
GYM	B		SIG 1
GYM	B		SIG 1
HALL BY ROOM 201	B		SIG 1

HALL BY ROOM 203	B		SIG 1
HALL BY ROOM 231	B		SIG 1
HALL BY ROOM 303	B		SIG 1
HALL BY ROOM 322	B		SIG 1
HALL BY WOODWORKING	B		SIG 1
WOODWORKING SHOP	B		SIG 1
CAFETERIA	B		SIG 1
HALL BY CAFETERIA	B		SIG 2
HALL BY ROOM 103	B		SIG 2
HALL BY ROOM 107	B		SIG 2
HALL BY ROOM 111	B		SIG 2
HALL BY ROOM 209	B		SIG 2
HALL BY ROOM 310	B		SIG 2
HALL BY ROOM 313	B		SIG 2
HALL BY STAFF ROOM	B		SIG 2
MAIN LOBBY	B		SIG 2
MUSIC ROOM	B		SIG 2

END OF LINE RESISTORS

KITCHEN AREA	EOL		1
1ST FLOOR SOUTH SECTION	EOL		2
1ST FLOOR BY CAFETERIA	EOL		3
1ST FLOOR NORTH/CENTRE SECTION	EOL		4
BOILER ROOM	EOL		5
SOUTH STAIRS	EOL		6
GYM AREA	EOL		7

GYM AREA	EOL		7
2ND FLOOR SOUTH SECTION	EOL		8
2ND FLOOR CENTRE SECTION	EOL		9
2ND FLOOR NORTH SECTION	EOL		10
ELEVATOR SHAFT	EOL		11
ELEVATOR MECHANICAL ROOM	EOL		12
NORTH STAIRS	EOL		13
3RD FLOOR NORTH SECTION	EOL		14
GYM STAIR	EOL		15
3RD FLOOR CENTRE SECTION	EOL		16
MAIN STAIR	EOL		17
SOUTH HALL 2ND FLOOR	EOL		18

AHU SHUTDOWN	RLY
DOOR RELEASE	RLY

EMERGENCY LIGHTS

Location	# of Heads	Model
2ND FLOOR JANITORS RM PAK #1		EMERGI-LITE 12E8L216
OUTSIDE STAFF RM		REMOTE
BY ROOM 313		REMOTE
MAIN STAIR 3RD TO 2ND		REMOTE
MAIN LOBBY		REMOTE
MAIN LOBBY		REMOTE
MAIN STAIR 2ND TO		REMOTE

MAIN STAIR 2ND TO 1ST		REMOTE
1ST FLOOR BY KITCHEN		REMOTE
SKILLED TRADES ROOM 112 UNIT 7		EXIDE Q75
HALL BY ROOM 127		REMOTE
HALL BY 231		REMOTE
HALL BY 322		REMOTE
IN ROOM 124		EMERGI-LITE 12ESL 216
STAIRS BY ROOM 122		REMOTE
STAIRS BY ROOM 234		REMOTE
STAIRS BY ROOM 320		REMOTE
1ST FLOOR JANITORS OFFICE		EMERGI-LITE 6JML36
CAFETERIA RIGHT EXIT		LITHONIA COMBO UNIT
CAFETERIA LEFT EXIT		LITHONIA COMBO UNIT
1ST FLOOR JANITORS ROOM		EMERGI-LITE 6JML36
FOOTBALL STORAGE RM		EXIDE Q12-2202H
HALL BY FOOTBALL STORAGE RM		REMOTE
BOILER RM		REMOTE
MUSIC RM		EMERGI-LITE JML36
1ST FLOOR BOOK RM PAK#1		EMRGI-LITE 12ESL213
HALL BY RM 108		REMOTE
HALL BY RM 208		REMOTE
HALL BY RM 308		EMERGI-REMOTE
1ST FLR BOOK RM		EMERGI-

TOP FLOOR ROOM PAK #2		EMERGI- LITE 12ESL216
BOYS CHANGE RM		REMOTE
GIRLS CHANGE RM		REMOTE
GYM STORAGE RM		EMERGI- LITE 12EESL12 16
GYM		REMOTE
GYM		REMOTE
GYM		REMOTE
GYM		REMOTE
2ND FLR JANITORS RM PAK #2		EMERGI- LITE 12ESL216
GYM STAIRS 3RD TO 2ND		REMOTE
GYM STAIRS 2ND TO 1ST		REMOTE
LOCKER ROOM STAIRS		REMOTE
LOBBY BY GYM/MUSIC ROOM		REMOTE
LOBBY BY GYM/MUSIC ROOM		REMOTE
LOBBY BY GYM/MUSIC ROOM		REMOTE
STAIRS BY ROOM 101		REMOTE
STAIRS BY ROOM 201		REMOTE
STAIRS BY ROOM 301		REMOTE
ROOM 306 (IN ROOM 307) #1		EMERGI- LITE 12ESL216
ROOM 306 (IN ROOM 307) #2		EMERGI- LITE 12ESL216
SKILLED TRADES ROOM 122		AIM LITE
ROOM 122 AT EXIT		COMBO UNIT
ROOM 122 AT EXIT		COMBO

		UNIT
HALL ADJ 203		REMOTE
HALL ADJ 103		REMOTE
HALL ADJ 303		REMOTE
HALL ADJ 101		LUMACELL
ROOM 122 BACK		COMBO
ROOM 122 UNIT #2 (ADJ FILE CAB)		
ROOM 119 ARTS		COMBO UNITS
ROOM 119 ARTS		COMBO
ROOM 118 CARPENTRY	EXIT	COMBO
ROOM 117 CARPENTRY		COMBO
ROOM 119 BACK		COMBO
VENTILLATION ROOM		UNIT

Fire Door Number or Location
1st Flr by Art Room
1st Flr by Rm 105
1ST Flr by Rm 113 / Elevator
1st Flr bottom Centre stair / Vestibule
1st Flr South Stairwell
1st Flr Stair by Rm 101 /NORTH STAIR
2nd Flr by Rm 205
2nd Flr by Rm 216 / NOT FOUND
2nd Flr by Rm 228
2nd Flr Gym Stair
2nd Flr Main Lobby Left
2nd Flr Main Lobby Right
2nd Flr North Stair by Rm 201
2nd Flr South Stair by Rm 234
3rd Flr by Rm 316
3rd Flr Gym Stair
3rd Flr to left of Center Stair
3rd Flr Stair by Rm 301 /North stairway
3rd Flr Stair by Rm 319 South Stairwell

		Device	Device address or circuit number
	LOCATION: Shatford Memorial		
	FIRE ALARM PANEL: Simplex 4008		
2	MAIN HALLWAY REAR	MA	M-1
3	FRONT HALL WEST	MA	M-2
4	EAST MAIN ENTRANCE	MA	M-3
5	EXCEL STAIR	STA	M-4
6	NORTH STORAGE	STA	M-5
7	FRONT ENTRY EAST	STA	M-6
8	OUTSIDE MUSIC ROOM	MA	M-7
9	STAIRS BY MUSIC ROOM	MA	M-8
10	EXCEL STAIR EXIT	MA	M-9
11	MAIN GYM ENTRY	MA	M-10
12	REAR CENTER STAIRS	MA	M-11
13	CHAIR STORAGE	RHT	M-12
14	BASEMENT STORAGE	RHT	M-13
15	CARETAKER OFFICE	RHT	M-14
16	STORAGE UNDER STAIR	RHT	M-15
17	NORTHEND STAIRWELL	STA	M-16
18	SUPPLY RM JANITOR RM LEV 2 NEAR W/R	STA	M-17
19	STAIRS BY MUSIC ROOM	STA	M-18
20	NORTH CLOSET	STA	M-19
21	GYM	MA	M-20
22	FURNACE ROOM	MA	M-21
23	FURNACE ROOM	RHT	M-22
24	OUTSIDE KITCHEN	MA	M-23
25	MAIN HALLWAY FRONT	MA	M-24
26	WEST FRONT ENTRANCE	MA	M-25
27	NURSERY ROOM	MA	M-26
28	RESOURCE ROOM EXIT	MA	M-27
29	FURNACE ROOM STORAGE	RHT	M-28
30	DOOR RELEASE	RELAY	M-29
31	ELECTRICAL ROOM	RHT	M-30
32	PHYS-ED OFFICE	RHT	M-31
33	PHYS-ED STORAGE	RHT	M-32

34	NURSERY ROOM	STA	M-33
35	FRONT STAIRS WEST	STA	M-34
36	ATTIC	STA	M-35
37	ATTIC	RHT	M-36
39	NORTH END	B	SIG 1
40	NORTH HALL NORTH STAIRS	B	SIG 1
41	NORTH HALL REAR BOTTOM HALL	B	SIG 1
42	MAIN HALL NORTHEAST	B	SIG 1
43	MAIN HALL	B	SIG 1
44	FRONT HALL	B	SIG 1
45	GYM	B	SIG 1
46	NURSERY ROOM	B	SIG 1
47	WEST END	B	SIG 1
48	MAIN HALL NORTHEAST	EOL	SIG 1

Location	# of Heads	Model	Notes
STAIRS BY KITCHEN		EMERGILITE	BREAKER (UPPER HALL)
MAIN ENTRANCE EAST		EMERGILITE	
MAIN ENTRANCE WEST		AIMLITE	
MAIN HALL		LUMACELL	
MAIN HALL		EMERGLITE	
GYM		EMERGILITE	BREAKER ADJ. FURNACE RM
GYM REAR		EMERGLITE	
1ST FLR BACK HALL BY GYM		EMERGILITE	
1ST FLR BACK HALL BY LIBRARY		EMERGILITE	
1ST FLR BACK HALL BY MSUCI & FRENCH RM		EMERGILITE	
EAST STAIRS		EMERGILITE	
WEST STAIRS		EMERGILITE	
2ND FLOOR BACK HALL BY WOMENS		EMERGILITE	BULB REQUIRED 6V 9W BAYONET CAP
EXCEL		COMBO UNIT	BULB REQUIRED 6V 9W BAYONET CAP
BACKDOOR STAIRS EXIT RUNNING MAN		UNIT COMBO	NEW
SDIE DOOR STAIRS EXIT RUNNING MAN		UNIT COMBO	NEW

EXIT SIGNS			
GYM NEAR		EXIT	NEEDS BATTERY (EX800RC, UNIT NO.)
GYM FAR		EXIT	
STAIRS NEAR GYM		EXIT	
MAIN ENTRANCE		EXIT	
CORR BY STAFF RM		EXIT	
BY LIBRARY		EXIT	
BY MUSIC RM		EXIT	
IN STAIRS BY MUSIC RM		EXIT	
TOP OF STAIRS BY ART RIGHT HAND SIDE		EXIT	
TOP OF STAIRS BY ART LEFT HAND SIDE		EXIT	
MAIN ENTRANCE, EAST EXIT RUMMING MAN UNIT		EXIT	NEW
EXIT FRONT CORR LEFT		EXIT	
EXIT COMBO BOTTOM FRONT LEFT CLASSRM		EXIT	

		Device	Device address or circuit number
	LOCATION: Sir John A. MacDonald		
	FIRE ALARM PANEL: Edwards QS4		
1ST/MAIN FLOOR			
MANUAL PULL STATIONS			
1	WEST WATER ROOM (OUTSIDE)	MA	126
2	ADJ TO WEST STAIR 1001	MA	127
3	OUTSIDE STORAGE RM 1071	MA	132
4	GYM RM 1043 EXIT#3	MA	133
5	GYM RM 1043 EXIT#2	MA	134
6	GYM RM 1043 EXIT#1	MA	135
7	GYM ENTRANCE RM 1043	MA	136
8	ADJ TO RM 1026 SEMINAR RM	MA	137
9	LIBRARY RM 1072 EXIT #2	MA	138
10	LIBRARY RM 1072 EXIT #1	MA	139
11	MAIN ENTRANCE	MA	140
12	LANGUAGE CLASSROOM 1116	MA	141
13	ALTERNATE EDUCATION RM 1106	MA	142
14	1084 PRODUCTION TECH AREA	MA	143
15	1086 BOILER/SPRINKLER RM	MA	144
16	1085 BOTTOM OF EAST STAIRS	MA	145
17	1070 CAFETERIA EXIT	MA	146
18	BY CLASSROOM 19/ RM 1130	MA	171
19	MUSIC RM 1109	MA	172
SMOKE DETECTORS			
1	STORAGE RM 1005	SMK	1
2	REC STORAGE RM 1051 SMK/ STUDENT COUNSELOR OFFICE	SMK	2
3	GYM STORAGE RM 1045	SMK	3
4	KITCHEN STORAGE RM 1075	SMK	4
5	STORAGE RM 1108	SMK	6
6	STORAGE RM 1127	SMK	7
HEAT DETECTORS			
1	BOILER RM 1086 HEAT	RHT	5
2	BOILER RM 1086 HEAT	RHT	41
2ND FLOOR			
MANUAL PULL STATIONS			
3	MECH RM 2047	MA	173

4	ADJ TO PHYSICS LAB RM 2058	MA	184
5	ADJ TO CLASSROOM 32 2075	MA	185
1	ADJ TO 2002 CLASSROOM 20	MA	188
2	ADJ TO VISUAL ARTS RM 2027	MA	189

SMOKE DETECTORS

1	TOP OF STAIRS BY RM 2048	SMK	8
2	MAIN ELECTRICAL RM 2049	SMK	9
3	TOP OF SOUTH/EAST STAIRS	SMK	10
4	COMM / SERVER RM 2059	SMK	11
5	ELEC RM 2073	SMK	12
6	TOP OF EAST STAIRS (2077)	SMK	13
7	REC RM 2046	SMK	14
8	STORAGE RM 2065	SMK	15
9	2001 WEST STAIRS	SMK	18
10	STORAGE RM 2006	SMK	19
11	COMM RM 2017	SMK	20
12	TOP OF SOUTH WEST STAIRS	SMK	21
13	ELEC RM 2026	SMK	22
14	ELEVATOR LOBBY	SMK	23

NOTIFYING DEVICES

1ST FLOOR

	BY CLASSROOM 1130	HV	
	BY CLASSROOM 1122	HV	
	BY CLASSROOM 1116	HV	
	IN MUSIC RM 1109	HV	
	BY CLASSROOM 1107	HV	
	BY CLASSROOM 1092	HV	
	ACROSS FROM RM 1077	HV	
	IN PRODUCTION TECH RM 1084	HV	
	CAFETERIA BY DRAMA RM 1047	HV	
	CAFETERIA	HV	
	GYM	HV	
	GYM	HV	
	GYM	HV	
	MAIN OFFICE BY 1095	HV	
	STUDENT SERVICES RM 1052	HV	
	BY ELEVATOR MAIN LOBBY	HV	
	LIBRARY	HV	
	GYM BY GIRLS CHANGE RM	HV	
	GYM BY BOYS CHANGE RM	HV	
	BOYS CHANGE RM	HV	
	GIRLS CHANGE RM	HV	
	OUTSIDE TEEN HEALTH CENTER	HV	

	BY CLASSROOM 1013	HV	
	BY CLASSROOM 1003	HV	
	WATER TREATMENT RM (OUTSIDE)	HV	
	WATER TREATMENT RM (OUTSIDE)	EOL	
2ND FLOOR			
	BY RECYCLING 2005	HV	
	BY RECYCLING 2005	EOL	
	BY CLASSROOM 2013	HV	
	ACROSS FROM RM 2016	HV	
	NEAR RM 2024	HV	
	OUTSIDE RM 2034	HV	
	MEZZANINE MAIN LOBBY	HV	
	NEAR RM 2045	HV	
	BY CLASSROOM 2046	HV	
	IN ELECTRICAL RM 2049	HV	
	MECH RM 2047	HV	
	MECH RM 2047	HV	
	NEAR RM 2057	HV	
	BY CLASSROOM 2063	HV	
	BY CLASSROOM 2068	HV	
	BY CLASSROOM 2075	HV	
	BY CLASSROOM 2075	EOL	

EMERGENCY LIGHTING		
Location	# of Heads	Model
BOTTOM WESTERN STAIRWELL		AIM-LITE
MIDDLE WEST STAIRWELL		REMOTE
TOP WEST STAIRWELL		REMOTE
BY RM 1008		AIM-LITE
BY RM 1002		REMOTE
BY RM 1010		REMOTE
BY RM 1014		REMOTE

BY RM 1016		AIM-LITE
STAFF WASHRM BY 1016		REMOTE
BOYS WASHRM BY 1016		REMOTE
HANDICAP WASHRM BY 1016		REMOTE
SOUTH WEST STAIR		AIM-LITE
OUTSIDE GYM ENTRY		AIM-LITE
GYM ENTRY		REMOTE
INSIDE GYM ENTRY		REMOTE
BY RM 1026		REMOTE
BY CHANGE RM 1032		REMOTE
GIRLS CHANGE RM 1032		UNIT
GIRLS CHANGE RM 1032		REMOTE
BY CHANGE RM 1042		REMOTE
BOYS CHANGE RM 1042		AIM-LITE
BOYS CHANGE RM 1042		REMOTE
BOYS CHANGE RM 1042		REMOTE
OUTSIDE OFFICE		REMOTE
OUTSIDE LIBRARY		REMOTE
MAIN ENTR AREA BY FL.EV		REMOTE

MAIN ENTR AREA BY ELEV		REMOTE
HALLWAY TO CAFETERIA		AIM-LITE
GIRLS WASHRM BY CAFETERIA #12		REMOTE
GIRLS WASHRM BY CAFETERIA		REMOTE
CAFETERIA		AIM-LITE
CAFETERIA		REMOTE
CAFETERIA		REMOTE
KITCHEN		AIM-LITE

Location	# of Heads	Model	(
INSIDE MAIN DOORS #19		AIM-LITE	
MAIN ENTR DOORS BY OFFICE		REMOTE	
MAIN ENTR BY STUDENT COUNCIL		REMOTE	
LIBRARY		REMOTE	
BY RM 1091 #11		AIM-LITE	
BY OFFICE 1090		AIM-LITE UNIT	
BOYS WASHRM ACROSS FROM 1106		REMOTE	
BY RM 1077		REMOTE	
BY 1070 CAFETERIA		AIM-LITE	

DOORS		
EXIT BY CAFETERIA SIDE EXIT #13		AIM-LITE
BY RM 1101 STAFF RM		AIM-LITE
STAFF RM WASHRM		REMOTE
STAFF RM WASHRM		REMOTE
BY RM 1114		REMOTE
BY RM 1109 MUSIC RM #15		UNIT
BY RM 121		REMOTE
BY RM 1123		REMOTE
BY RM 1125		REMOTE
BY RM 1129		REMOTE
SOUTH/EAST STAIRWELL #14		UNIT
OUTSIDE RM 1050 DRAMA RM		REMOTE
BEHIND STAGE/RM 1047 DRAMA		AIM-LITE
EAST STAIRWELL		AIM-LITE
BOILER RM #32		AIM-LITE
BOILER RM ENTR		REMOTE
BOILER RM		REMOTE
BACK STAIRWELL EXIT FROM ELEC RM 2049		REMOTE
TEEN HEALTH CTR		REMOTE

WASHRM		
PRODUCTION TECH RM 1084		REMOTE
PRODUCTION TECH RM 1094		REMOTE
GYM		REMOTE
GYM REAR EXIT		AIM-LITE
GYM SIDE EXIT		REMOTE

Location	# of Heads	Model
GYM SIDE EXIT BY MAIN ENTRY		REMOTE
EQUIPMENT RM		REMOTE
2ND FLOOR		
BOTTOM EAST STAIR		AIM-LITE
MIDDLE EAST STAIR		REMOTE
TOP EAST STAIR		REMOTE
STORAGE RM 2065		REMOTE
BY RM 2071		AIM-LITE
ELEC RM 2073		REMOTE
BY RM 2076		REMOTE
BY RM 2062		REMOTE

SERVER RM 2059/IN RM 2060		AIM-LITE
SOUTH/EAST STAIRWELL		REMOTE
SOUTH/EAST STAIRWELL		REMOTE
BY RM 2063		AIM-LITE
BY RM 2058		REMOTE
BY RM 2057		REMOTE
BY RM 2062		REMOTE
MECH RM 2047		AIM-LITE
MECH RM 2047 (REAR)		AIM-LITE
ELEC RM 2049		AIM-LITE
OUTSIDE ELEC RM 2049 (BEHIND RM 2047)		REMOTE
EAST BOYS WASHRM ENTRY		AIM-LITE
EAST BOYS WASHRM		REMOTE
EAST GIRLS WASHRM ENTRY		REMOTE
EAST GIRLS WASHRM		REMOTE
OUTSIDE WASHRM EAST WING		AIM-LITE
BY RM 2039		REMOTE
BY RM 2042		REMOTE

MAIN STAIRWELL		REMOTE
ELEV RM 2035		AIM-LITE
OUTSIDE RM 2029		REMOTE
BY RM 2032		REMOTE
OUTSIDE RM 2029 VIS ARTS		REMOTE

Location	# of Heads	Model
MAIN MEZZ BY 2029		LUMACELL
MAIN MEZZ		REMOTE
BY RM 2052		REMOTE
BY RM 2051/JANITOR RM		REMOTE
BATHROOM BY 2051		REMOTE
WEST GIRLS WASHRM ENTRY		AIM-LITE
WEST GIRLS WASHRM		REMOTE
WEST BOYS WASHRM ENTRY		REMOTE
WEST BOYS WASHRM		REMOTE
OUTSIDE WASHRMS WEST WING		AIM-LITE
LEV 2 HANDICAP WASHRM		REMOTE
RM 2022		REMOTE

ELEC RM 2026		UNIT
SOUTH/WEST STAIRWELL		REMOTE
SOUTH/WEST STAIRWELL		REMOTE
SOUTH/WEST STAIRS		UNIT
COMM RM 2017		UNIT
BY RM 2024		REMOTE
BY RM 2017		REMOTE
BY RM 2008		UNIT
BY RM 2014		REMOTE
BY RM 2010		REMOTE
BY RM 2002		REMOTE

	LOCATION: Smokey Dr.	Device	Device address or circuit number
	FIRE ALARM PANEL: Edwards 6500		
MANUAL PULL STATIONS			
1	2ND FLOOR BY ROOM 201	M	ZONE 7
2	2ND FLOOR BY ROOM 211	M	ZONE 7
3	GYM	M	ZONE 6
4	BOILER ROOM	M	ZONE 6
5	MAIN ENTRANCE	M	ZONE 6
6	REAR EXIT BY STAGE	M	ZONE 6
SPRINKLER DEVICES			
1	CONTROL VALVE	SV	ZONE 3
2	MAIN CONTROL VALVE	SV	ZONE 3
3	PRESSURE SWITCH ALARM	FSP	ZONE 2
RELAYS, ETC			
1	FIRE PUMP OFF	SV	ZONE 4
2	FIRE PUMP RUNNING	SV	ZONE 5
HEAT DETECTORS			
1	2ND FLOOR JANITORS ROOM	RHT	ZONE 7
2	1ST FLOOR JANITORS ROOM	RHT	ZONE 6
3	ELECTRICAL ROOM	RHT	ZONE 1
NOTIFYING DEVICES			
1	2ND FLOOR BY ROOM 204	H/S	SIG 1
2	2ND FLOOR BY ROOM 210	H/S	SIG 1
3	2ND FLOOR BY ROOM 204	H/S	SIG 1
4	1ST FLOOR BY ROOM 103	H/S	SIG 2
5	1ST FLOOR BY LIBRARY	H/S	SIG 2
6	BOILER ROOM	H/S	SIG 2
7	GYM	H/S	SIG 2
END OF LINE RESISTORS			
1	SPRINKLER ROOM	EOL	ZONE 2
2	SPRINKLER ROOM	EOL	ZONE 3
3	1ST FLOOR BY LIBRARY	EOL	SIG 2
4	2ND FLOOR BY ROOM 201	EOL	ZONE 7
5	GYM	EOL	ZONE 6
6	SPRINKLER ROOM	EOL	ZONE 5
7	SPRINKLER ROOM	EOL	ZONE 4

8	ELECTRICAL ROOM	EOL	ZONE 1
---	-----------------	-----	--------

EMERGENCY LIGHTING			
---------------------------	--	--	--

Line#	EL UNIT Location	Remote	Cab.Head
1	Sprinkler Room		Y
2	By Staff Room		Y
3	** By Office	Y	
4	** By Library	Y	
5	By Room 105		Y
6	By Room 101		Y
7	Rear Stairwell		Y
8	** Hall By Stage	Y	
9	Hall By Room 202		Y
10	Hall By Room 206		Y
11	Hall By Room 209		Y
12	Gym		Y
13	Gym		Y
14	Gym rear exit	combo	
15	Stairwell toward office		Y
16	Gym by Stairs		Y
17	Gym Exit Office Hall	combo	

EMERGENCY LIGHTING NOTES AND RECOMMENDATIONS			
BY 1ST FLOOR JAN ROOM PANEL B CCT 2 AND 17			
2ND FLOOR JANITOR ROOM CCT 31,33,34			

LOCATION: Sunnyside Eagelwood	Device	Device address or circuit number
FIRE ALARM PANEL: Mirtone 790		

MANUAL PULL STATIONS

1	GYM #1	M	ZONE 1
2	GYM #2	M	ZONE 1
3	GYM #3	M	ZONE 1
4	GYM #4	M	ZONE 1
5	FRONT ENTRANCE	M	ZONE 2
6	EXIT BY RM 105	M	ZONE 2
7	EXIT BY MUSIC ROOM	M	ZONE 2
8	BOILER ROOM	M	ZONE 3
9	2ND FLOOR BY 207	M	ZONE 5
10	2ND FLOOR TOP STAIR BY STAFF OFFICE	M	ZONE 5
11	2ND FLOOR BY 205	M	ZONE 5

SMOKE DETECTORS

1	NORTH STAIRS BY 205	S	ZONE 4
2	MAIN STAIRS	S	ZONE 6
3	SOUTH STAIRS BY 207	S	ZONE 10

HEAT DETECTORS

1	BOILER ROOM	HT	ZONE 3
---	-------------	----	--------

NOTIFYING DEVICES

1	MAIN LOBBY	B	SIG 1
2	GYM	B	SIG 1
3	SICK ROOM	B	SIG 1
4	PHOTOCOPY ROOM	B	SIG 1
5	1ST FLOOR HALL	B	SIG 1
6	1ST FLOOR HALL	B	SIG 1
7	1ST FLOOR HALL	B	SIG 1
8	2ND FLOOR HALL BY ROOM 207	B	SIG 2
9	2ND FLOOR HALL BY CARETAKERS OFFICE	B	SIG 2
10	BOILER ROOM	B	SIG 1
11	2ND FLOOR HALL	B	SIG 2

END OF LINE RESISTORS

1	GYM	EOL	ZONE 1
2	WEST EXIT BY MUSIC ROOM	EOL	ZONE 2
3	BOILER ROOM	EOL	ZONE 3
4	NORTH STAIRS	EOL	ZONE 4

5	2ND FLOOR SOUTH STAIR	EOL	ZONE 5
6	MAIN STAIRS	EOL	ZONE 6
7	SOUTH STAIRS	EOL	ZONE 8
8	2ND FLOOR HALL	EOL	SIG 1
8	2ND FLOOR HALL BY ROOM 207	EOL	SIG 2

Fire Door Number or Location
BY 102
BY STAFF WASHROOM
BY MUSIC ROOM
BY 105
BY 205
BY 202
BY 208

EMERGENCY LIGHTING				
Line #	EL UNIT Location	Cab. Head	Cover	Bat. VAH
BREAKER IN 1ST FLOOR JANITOR CLOSET, PNL "A", CCT #14				
1	Main Entrance	Y		
2	By Room 103	Y		
3	West Exit By Music Room	Y		6V/7.2Ah
4	Gym,#1	Y		6V/4.5Ah
5	Gym,#2	Y		6V/4.5Ah
6	Gym,#3	Y		
7	Gym, #4	Y		
8	Gym,#5	Y		
9	BY Work Room	Y		
BREAKER IN 2ND FLOOR JANITOR RM , PANEL "B", CCT#29				
10	By Room 201	Y		
11	By Room 203	Y		
12	Top of North Stairs	Y		
13	Top of Main Stairs	Y		
14	2nd Floor BY 207	Y		
15	Top of South Stairs	Y		
INDIVIDUAL LIGHTS				
16	by Room 105	Y		
17	2nd Floor BY 205	Y		
18	PORTABLE #1			
19	PORTABLE #1			
20	PORTABLE #2 marked as # 27			
21	PORTABLE #2			

22	PORTABLE #3 marked as # 28			
23	PORTABLE #3			

	LOCATION: Sunnyside Fort Sackville	Device	Device address or circuit number	Annunciation	NOTES
	FIRE ALARM PANEL: Edwards 1527				

MANUAL PULL STATIONS					
1	FRONT ENTRANCE	M	ZONE 1		
3	LEFT EXIT FROM GYM	M	ZONE 1		
4	RIGHT EXIT FROM GYM	M	ZONE 1		
5	REAR EXIT	M	ZONE 1		
2	HALL OUTSIDE GYM	M	ZONE 1		
6	BOILER ROOM	M	ZONE 1		
HEAT DETECTORS					
1	BOILER ROOM	HT	ZONE 1		
2	TEACHER'S WORK ROOM	RHT	ZONE 1		
3	STAFF ROOM	HT	ZONE 1		
NOTIFYING DEVICES					
1	BOILER ROOM	B	SIG 1		
2	HALLWAY	B	SIG 1		
3	GYM	B	SIG 1		
END OF LINE RESISTORS					
1	GYM	EOL	ZONE 1		
2	GYM	EOL	SIG 1		

EMERGENCY LIGHTING

Line #	EL UNIT Location	# of Head	Cab. Head	Re ma rks	Bat. VAH
1	Hallway	2	Y		
2	Gym Left	2	Y	CO M BO	
3	Gym Right	2	Y		
4	Portable, FRONT	2	Y		
5	Portable, REAR	2	Y		6V 7AH

	GYM BY PHOTOCOPY RM.	2			
	FRONT ENTRY	2		COMBO	
	BOILER ROOM				

	LOCATION: Sycamore Lane	Device	Device address or circuit number
	FIRE ALARM PANEL: Microm 79021		
MANUAL PULL STATIONS			
1	2ND FLOOR HALL BY ROOM 201	M	ZONE 03
2	2ND FLOOR HALL BY ROOM 207	M	ZONE 03
3	EXIT BY GYM	M	ZONE 04
4	MAIN ENTRANCE	M	ZONE 04
5	GYM BY STAGE	M	ZONE 05
6	GYM	M	ZONE 05
7	1ST FLOOR BY ROOM 101	M	ZONE 09
8	1ST FLOOR BY ROOM 107	M	ZONE 09
9	BOILER ROOM 121	M	ZONE 10
HEAT DETECTORS			
1	2ND FLOOR HALL BY ROOM 201	RHT	ZONE 03
2	2ND FLOOR HALL BY ROOM 203	RHT	ZONE 03
3	2ND FLOOR HALL BY ROOM 208	RHT	ZONE 03
4	2ND FLOOR HALL BY ROOM 211	RHT	ZONE 03
5	2ND FLOOR JANITORS ROOM 211	RHT	ZONE 03
6	TOP OF BACK STAIRS	HT	ZONE 03
7	TOP OF FRONT STAIRS	RHT	ZONE 03
8	HALL OUTSIDE GYM	RHT	ZONE 04
9	LIBRARY	RHT	ZONE 04
10	GYM STAGE	HT	ZONE 05
11	GYM STORAGE	HT	ZONE 05
12	1ST FLOOR BY ROOM 101	RHT	ZONE 09
13	1ST FLOOR BY ROOM 103	RHT	ZONE 09
14	1ST FLOOR BY ROOM 108	RHT	ZONE 09
15	1ST FLOOR BY ROOM 111	RHT	ZONE 09
16	1ST FLOOR JANITORS ROOM 111	RHT	ZONE 09
17	ROOM 101	RHT	ZONE 09
18	ROOM 103	RHT	ZONE 09
19	BOILER ROOM 121	RHT	ZONE 10
20	CARETAKER ROOM	RHT	ZONE 10
21	SWITCH ROOM 120	RHT	ZONE 10
NOTIFYING DEVICES			
1	GYM	B	SIG 1

2	GYM HALL	B	SIG 1
3	MAIN ENTRANCE	B	SIG 1
4	1ST FLOOR BY ROOM 106	B	SIG 1
5	2ND FLOOR BY ROOM 206	B	SIG 1
END OF LINE RESISTORS			
1	2ND FLOOR HALL BY ROOM 207	EOL	ZONE 03
2	GYM	EOL	ZONE 05
3	1ST FLOOR BY ROOM 107	EOL	ZONE 09
4	BOILER ROOM 212	EOL	ZONE 10
	DOOR RELEASE	RLY	

EMERGENCY LIGHTING

Line #	EL UNIT Location	Remote Head	MODEL	Bat. VAH
1	1st Floor By Room 107		COMBO	
2	1st Floor By Room 103		COMBO	
3	Bottom Front Stairs		COMBO	
4	Boiler Room Exit		COMBO	6V 7AH
5	Hall Exit By Gym		COMBO	
6	Gym BY STAGE	Y		
7	Gym		COMBO	
8	Top Front Stairs		COMBO	
9	2nd Floor By Room 203		COMBO	
10	2nd Floor By Room 207		COMBO	
11	Main Entrance		COMBO	
12	Gym Storage Room 122		UNIT	
13	Gym	Y		
14	Gym	Y		
17	Hall Exit By Gym	Y		
18	1st Floor Janitors Room		BATTERY PACK	
19	Hall By Room 111	Y		
20	Back Stair 1st Floor	Y		
21	2nd Floor Janitors Room 211		BATTERY PACK	
22	Hall By Room 211	Y		
23	Back Stair 2nd Floor	Y		

EMERGENCY LIGHTING NOTES AND RECOMMENDATIONS

	NOTE #1-EML PANEL LOCATION:BY CARETAKERS DOOR,PANEL "R" CCT# 20.
--	--

	Battery packs in Janitors rooms 211, 111
--	--

	CCT 23 PANEL P BOTTOM HALL
--	----------------------------

LOCATION: Tantallon Jr. PR-2
FIRE ALARM PANEL: Edwards FS 1004
FIRE ALARM DEVICES

Location Description	Device	Zone / Circuit #
SOUTH END 1ST FLOOR BY RM 101	M	1
MAIN ENTRANCE	M	1
GYM	M	2
ENTRANCE BY GYM SIMPLEX	M	2
NORTH END 1ST FLOOR BY RM 115	M	2
BOILER ROOM	M	2
SOUTH END 2ND FLOOR BY LIBRARY	M	3
NORTH END 2ND FLOOR BY RM 213	M	4
SOUTH STAIRWELL	S	3
NORTH STAIRWELL	S	4
FAN ROOM 2ND FLOOR	DUCT	5
FAN ROOM 2ND FLOOR	DUCT	5
GYM	H/S	2
HALL 1ST FLOOR	H/S	2
HALL 1ST FLOOR	H/S	2
HALL 1ST FLOOR	H/S	2
1SR FLOOR GIRLS WASHROOM	H/S	2
1ST FLOOR BOYS WASHROOM	H/S	2
BOILER ROOM	H/S	2
2ND FLOOR BOYS WASHROOM	H/S	2
2ND FLOOR GIRLS WASHROOM	H/S	1
HALL 2ND FLOOR	H/S	1
HALL 2ND FLOOR	H/S	1
SPRINKLER - LOW WATER	SUPV	10
SPRINKLER	FLOW	7

Note: Sprinkler-low water EOL Zone 10

Fire Door Number or Location
MAIN ENTRANCE LEFT
MAIN ENTRANCE RIGHT

EMERGENCY LIGHTS

Unit #	Location	# of Heads	Model
	BOYS WASHRM X 2		REMOTE
	GIRLS WASHRM X 2		REMOTE
	GYM ENTRANCE		REMOTE
	MAIN ENTRANCE		REMOTE
	SOUTH END		REMOTE
	BOILER RM		REMOTE
	BY BOILER RM		REMOTE
	BOTTOM STAIRS #2		REMOTE
	BOTTOM STAIRS #1		REMOTE
	GYM		REMOTE
	GYM		REMOTE
	GYM		REMOTE
	GYM		REMOTE
	2ND FL JAN. RM		UNIT
	2ND FL BOYS WASHRM X 2		
	2ND FL GIRLS WASHRM X 2		
	2ND FL HALL		REMOTE
	2ND FL HALL		REMOTE
	TOP STAIRS #2		
	TOP STAIRS #1		REMOTE
	1ST FL JAN. RM		UNIT
	ELEC RM IN BOILER RM		COMBO
	BOILER RM EXIT		COMBO
	GYM STAGE	2	COMBO
	STAIRS BACK STAGE	1	REMOTE
	BACK STAGE	2	REMOTE

		Device	Device address or circuit number
	LOCATION: Tantallon 3-6		
	FIRE ALARM PANEL: Simplex 4100U		
1	Gym BY STAGE RIGHT	M	1
2	Gym, MAIN ENTRY	M	1
3	Gym, LEFT STAGE AREA	M	1
4	NORTH END 1ST FLR BY MAIN ELEC RM	M	3
5	FRONT ENTRY	M	3
6	BOILER ROOM	M	4
7	TOP OF WHEELCHAIR RAMP	M	5
8	NORTH END 2ND FLOOR	M	5
9	LEARNING CENTRE ROOM	M	2
10	SOUTH END 2ND FLOOR	M	5
SMOKE DETECTORS			
1	FIRST FLOOR HALL	SI	ZONE 3
2	NORTH STAIRWELL, MAIN	STTA	6
3	SOUTH STAIRWELL	STTA	7
4	HALL 2ND FLOOR	SI	5
HEAT DETECTORS			
3	ROOM 134(PHYS ED TEACHER)	RHT	ZONE 3
4	CAFETERIA STORAGE	RHT	ZONE 3
5	EXCEL ROOM STORAGE #1	RHT	ZONE 3
6	EXCEL ROOM STORAGE #2 BY RM 152	RHT	ZONE 3
7	JANITORS ROOM 102	RHT	ZONE 3
8	1ST FLOOR CARETAKERS OFFICE	RHT	ZONE 4
9	BOILER ROOM	HT	ZONE 4
10	ELECTRICAL ROOM	RHT	ZONE 4
11	BOILER ROOM	HT	ZONE 4
12	BOILER ROOM STORAGE	RHT	ZONE 4
13	ROOM 214 JANITOR CLOSET	RHT	5
14	JANITORS ROOM 228	RHT	5
15	LIBRARY STORAGE 225	HT	5
17	WHEELCHAIR RAMP, TOP	RHT	5
18	WHEELCHAIR RAMP, NEAR TOP	RHT	5

19	WHEELCHAIR RAMP, CENTER UP LEV	RHT	5
20	WHEELCHAIR RAMP, CENTER	RHT	5
21	WHEELCHAIR RAMP, LOWER CENTER	RHT	5
22	WHEELCHAIR RAMP, BOTTOM	RHT	5
23	FAN ROOM	HT	5
24	ROOM 152 BACK STORAGE	RHT	5
25	ROOM 235 STORAGE	RHT	2
26	ROOM 236 STORAGE	RHT	2
27	AV STORAGE	RHT	5

NOTIFYING DEVICES

1	HALL FIRST FLOOR	B	SIG 1
2	HALL FIRST FLOOR	B	SIG 1
3	MAIN ENTRY	B	SIG 1
4	GYM EXIT	B	SIG 1
5	GYM	B	SIG 1
6	HALL SECOND FLOOR	B	SIG 1
7	HALL SECOND FLOOR	B	SIG 1
8	STAFF ROOM	B	SIG 1
9	COOKING 234	B	SIG 1
10	SEWING 234	B	SIG 1
11	WOOD SHOP	B	SIG 1
12	BOILER ROOM	B	SIG 1

EMERGENCY LIGHTING			
Line#	EL UNIT Location	Remote <input type="checkbox"/>	Cab.Head
	MAIN ELECTRICAL ROOM, PNL "C", CCT # 21		
1	MAIN ENTRANCE		
2	BY ROOM 113		
3	BY ROOM 110		
4	BY ROOM 109		
5	BY ROOM 102		
#	CAFETERIA ENTRANCE		
#	CAFETERIA EXIT		
IN FAN ROOM CCT #3			
6	TOP FLR BY 232		
7	SIDE STAIRWELL		
	ACROSS FROM 206		
IN ROOM 214, CCT#9			
8	BY LIBRARY		
#	ACROSS FROM 210		

#	FRONT STAIRWELL		
	IN AV ROOM 222, CCT# 21		
9	IN ROOM 222 AV ROOM		
	GYM BREAKER PANEL		
#	GYM DOOR		COMBO
	GYM HALL DOOR LEFT		UNIT
#	GYM HALL DOOR RIGHT		UNIT
	UNKNOWN BREAKER		
#	MIDDLE OF RAMP		
	TOP OF RAMP		
	EXIT AT BOTTOM OF RAMP		
#	BOTTOM OF RAMP		
	BOILER ROOM , CCT# 17		
#	BOILER ROOM		
	EXIT REAR GYM		EXIT COMBO
	RM THROUGH 152 UNIT #19		
	IN RM 122 #12		
	RM 152		
	BY MAIN OFFICE		UNIT
	STAGE RIGHT		UNIT
	STAGE BACK RIGHT		REMOTE
	STAGE BACK LEFT		REMOTE
	STAGE LEFT		REMOTE
	ELECT RM		AIMLITE
	RM 102		AIMLITE
	OFFICE		EMERGILIT E

Tender #3959 – Fire Alarm and Emergency
Lighting Inspections

Appendix D – Fire Alarm and Emergency
Lighting System Information

Region 3

LOCATION: Admiral Westphall	Device
FIRE ALARM PANEL: Simplex 4100U	Device address or circuit number

MANUAL PULL STATIONS

1	BOILER RM NORTH WALL	M	ZN 2
2	SOUTHWEST EXIT OUTSIDE GYM (SOUTH)	M	ZN 3
3	GYM EXIT (SOUTHWEST)	M	ZN 3
4	GYM EXIT (NORTHWEST)	M	ZN 3
5	NORTHWEST EXIT	M	ZN 1
6	QUAD EXIT (BY OFFICE)	M	ZN 1
7	NORTHEAST HALLWAY EXIT	M	ZN 1
8	EAST STAIRWELL EXIT	M	ZN 6
9	WEST EXIT OUTSIDE GYM (NORTH)	M	ZN 6
10	NORTHWEST STAIRWELL EXIT	M	ZN 4
11	SOUTHEAST HALLWAY	M	ZN 5

SMOKE DETECTORS

1	ELEVATOR MACHINE RM	STA	M1-2
2	ELEVATOR SHAFT	STA	M1-1

DUCT SMOKE DETECTORS

1	FAN RM # 1 EAST (ENTRANCE IN LIBRARY)	DS	ZN 8
2	FAN RM # 2 WEST (ENTRANCE IN LIBRARY)	DS	ZN 8

HEAT DETECTORS

1	LIBRARY SERVICES CLOSET	RHT	ZN 1
2	LIBRARY SERVICES STORAGE	RHT	ZN 1
3	COPY RM	RHT	ZN 1
4	BOILER RM NORTH CEILING	RHT	ZN 2
5	BOILER RM SOUTH CEILING	RHT	ZN 2
6	BOILER RM ELECTRICAL VAULT (LOCKED BY NSPO	RHT	ZN 2
6	MAIN ELECTRICAL ROOM	RHT	ZN 2
7	GYM OFFICE	RHT	ZN 3
8	NORTHWEST STAIRWELL	HT	ZN 4
9	BOOK RM	RHT	ZN 5
10	LIBRARY STORAGE/ #1	HT	ZN 5
11	LIBRARY STORAGE/ #2	RHT	ZN 5
12	FAN RM # 1 EAST (ENTRANCE IN LIBRARY)	RHT	ZN 5
13	FAN RM # 2 WEST (ENTRANCE IN LIBRARY)	RHT	ZN 5
14	SOUTHEAST STAIRWELL	HT	ZN 5
15	CARETAKER'S CLOSET	HT	ZN 5

16	GYM STORAGE	RHT	ZN 6
17	CARETAKER'S STORAGE/ 1ST FLOOR	HT	ZN 6
18	ART RM STORAGE	RHT	ZN 6

SPRINKLER DEVICES

1	BOILER RM SPRINKLER TREE	PS	ZN 7
2	ELEVATOR PIT VALVE	SV	M1-4
3	ELEVATOR SHAFT VALVE	SV	M1-6
4	ELEVATOR PIT WATER FLOW	FSV	M1-3
5	ELEVATOR SHAFT WATER FLOW	FSV	M1-5

NOTIFYING DEVICES

1	BSMT BOILER RM	B	SIG
2	BSMT BOILER RM	B	SIG
3	NORTH HALLWAY 1ST FL EAST	B	SIG
4	NORTH HALLWAY 1ST FL WEST	B	SIG
5	ARTS EAST 1ST FLR	B	SIG
6	ARTS WEST 1ST FLR	B	SIG
7	SOUTH HALLWAY 1ST FL	B	SIG
8	GYM NORTHEAST	B	SIG
9	SOUTHWEST GYM ENTRANCE	B	SIG
10	QUAD ENTRANCE	B	SIG
11	SOUTH HALLWAY 2ND FL	B	SIG
12	NORTH HALLWAY 2ND FL	B	SIG
13	WOODSHOP	B	SIG

END OF LINE RESISTORS

1	BOILER RM ELECTRICAL VAULT (LOCKED BY NSPC)	EOL	ZN 2
2	BOILER RM SPRINKLER TREE	EOL	ZN 7
3	WEST EXIT OUTSIDE GYM (NORTH)	EOL	ZN 6
4	GYM	EOL	ZN 3
5	NORTHWEST EXIT (STAIRWELL) to parking lot	EOL	ZN 1
6	NORTHWEST STAIRWELL EXIT by elevator	EOL	ZN 4
7	SOUTHEAST STAIRWELL EXIT	EOL	ZN 5
8	FAN RM # 2 WEST (ENTRANCE IN LIBRARY)	EOL	ZN 8

EMERGENCY LIGHTING

Line #	EL UNIT Location	Remote Head	Model
1	1ST FL CARETAKER'S RM		EMERGI-LITE
14	CORRIDOR BY ROOM 10	Y	REMOTE
4	GYM	Y	REMOTE
5	CORRIDOR BY GYM	Y	REMOTE
6	MAIN ENTRANCE	Y	REMOTE
2	LUNCH RM # 2 CLOSET		EMERGI-LITE
13	CORRIDOR BY ROOM 8	Y	REMOTE

7	CORRIDOR BY LUNCH RM	Y	REMOTE
8	SOUTH STAIRWELL	Y	REMOTE
3	BOILER RM		EMERGI-LITE
9	TOP OF NORTH STAIRS	Y	REMOTE
10	BOTTOM NORTH STAIRS	Y	REMOTE
11	GYM STORAGE by MUSIC		UNIT
Fire Door Number or Location			
MAIN FLOOR BY SIDE ENTRANCE			
CORRIDOR BY JANITORS ROOM			
CORRIDOR BY MAIN OFFICE			
MAIN FLOOR BY ELEVATOR			
2ND FLOOR BY ELEVATOR			
2ND FLOOR BY ROOM 24 / 19			
2ND FLOOR BY LIBRARY			

LOCATION:Alderney

Fire Alarm Panel: Edwards 6616

Device

Correctly installed

Requires service

Alarm confirmation

Sensitivity reading

Device address or circuit number

MANUAL PULL STATIONS

1	BY OFFICE	M					ZONE 13
2	PRINCIPALS OFFICE EXIT	M					ZONE 13
3	GRADE 6 CLASS EXIT	M					ZONE 13
4	FRONT RIGHT EXIT	M					ZONE 13
5	EXEL LUNCH EXIT	M					ZONE 13
6	RIGHT REAR EXIT	M					ZONE 13
8	LOWER FLOOR BY RESOURCE	M					ZONE 14
9	LOWER FLOOR BY MUSIC ROOM	M					ZONE 14
10	LOWER FLOOR BY WASHROOMS	M					ZONE 14
11	UPPER FLOOR BY ART ROOM	M					ZONE 3
12	UPPER FLOOR BY MEETING ROOM	M					ZONE 3
13	GYM ENTRY	M					ZONE 4
14	GYM LEFT EXIT	M					ZONE 4
15	GYM RIGHT EXIT	M					ZONE 4
16	GYM HALL	M					ZONE 4
17	BOILER ROOM	M					ZONE 14

SMOKE DETECTORS

1	CENTER STAIRS	SI					ZONE 3
2	EAST STAIRS	SI					ZONE 3
3	WEST STAIRS	SI					ZONE 3

HEAT DETECTORS

1	SPRINKLER ROOM	HT					ZONE 13
2	READING RECOVERY ROOM, UP LEVEL	HT					ZONE 3
3	BOYS WASHROOM MAIN FLOOR	HT					ZONE 13
4	GIRLS WASHROOM MAIN FLOOR	HT					ZONE 13
5	OFFICE	HT					ZONE 13
6	ELECTRICAL ROOM	HT					ZONE 2
7	TEACHERS ROOM	HT					ZONE 14
8	JANITORS ROOM	HT					ZONE 14
9	BOYS WASHROOM LOWER FLOOR	HT					ZONE 14
10	GIRLS WASHROOM LOWER FLOOR	HT					ZONE 14
11	MAIN OFFICE HALL	HT					ZONE 13
12	BOILER ROOM	HT					ZONE 14

SPRINKLER DEVICES

1	SPRINKLER ROOM	PS					ZONE 1
2	SPRINKLER ROOM	TS					ZONE 1

NOTIFYING DEVICES

1	UPPER HALL	B					SIG 1
2	UPPER HALL	B					SIG 1
3	UPPER HALL	B					SIG 1
4	MAIN FLOOR	B					SIG 1
5	MAIN FLOOR	B					SIG 1
6	LOWER FLOOR	B					SIG 1
7	LOWER FLOOR	B					SIG 1
8	GYM	B					SIG 1
9	GYM	B					SIG 1
10	GYM HALL	B					SIG 1

END OF LINE RESISTORS

1		EOLR					ZONE 1
2		EOLR					ZONE 2
3		EOLR					ZONE 3
4		EOLR					ZONE 4
5		EOLR					ZONE 13
6		EOLR					ZONE 14

EMERGENCY LIGHTING INSPECTION REPORT

Line #	EL UNIT Location	Remote Head	Ca b. Head	Co ver	Exit Bulb AC /D C	Remarks	Bat. VAH	Manu f.
1	MAIN CORRIDOR							
2	MAIN CORRIDOR BY OFFICE							
3	GYM HALL							
4	GYM							
5	GYM							
6	Boiler Room							

EMERGENCY LIGHTING NOTES AND RECOMMENDATIONS

1	Circuit breakers for the EL are: by main office - panel by office, cct 8; end of main hall - plug; gym lights - gym panel, ccts 20,21 and 22.
---	---

	LOCATION: Bel Ayr Elementary	Device	Device address or circuit number
	FIRE ALARM PANEL: Edwards 6616		

MANUAL PULL STATIONS

1	BOILER ROOM	M	Zone #2
2	MAIN ENTRANCE	M	Zone #1
3	NORTH WING	M	Zone #3
4	GYM EXIT NORTH	M	Zone #6
5	GYM	M	Zone #4
6	SOUTH WING	M	Zone #5
7	GYM MAIN ENTRANCE	M	Zone #7

SMOKE DETECTORS

1	MAIN LOBBY	S	Zone #1
2	NORTH WING	S	Zone #3
3	SOUTH WING	S	Zone #5
4	GYM EXIT NORTH	S	Zone #6
5	GYM MAIN ENTRANCE	S	Zone #7

HEAT DETECTORS

1	BOILER ROOM	HT	Zone #2
---	-------------	----	---------

NOTIFYING DEVICES

1	MAIN LOBBY	B	Sig #1
2	WEST WING	B	Sig #1
3	EAST WING	B	Sig #2
4	GYM	B	Sig #2

DOOR HOLDERS

1	NORTH EXIT HALL	DH	Aux #1
2	SOUTH EXIT HALL	DH	Aux #1
3	NORTH GYM EXIT	DH	Aux #1
4	NORTH GYM TO HALL EXIT	DH	Aux #1
5	MAIN GYM EXIT HALL	DH	Aux #1

END OF LINE RESISTORS

1	SOUTH WING	EOL	Zone #5
2	BOILER ROOM	EOL	Zone #2
3	NORTH WING	EOL	Zone #3
4	GYM EXIT NORTH	EOL	Zone #6
5	GYM MAIN ENTRANCE	EOL	Zone #7
6	MAIN ENTRANCE	EOL	Zone #1

7	GYM EAST DOOR ABOVE PULL STN	EOL	Zone #4
8	MID NORTH HALL	EOL	Sig Cct 2
9	GYM EAST DOOR ABOVE PULL STN	EOL	Sig Cct 1

EMERGENCY LIGHTING INSPECTION REPORT

Line #	EL UNIT Location	Remote Head	Cab. Head	Bat. VAH	Model	Manuf.
1	Main Entrance			6v7.2ah	Combo Unit	
2	Main Lobby			6v7.2ah		
3	Hall BY 103					
4	Exit BY 101				Combo Unit	
5	Hall BY 112					
6	Hall BY 111					
7	Hall BY 107					EX10 W PXM 36/2M
8	HALL BY COMPUTER RM			6v7.2ah		
9	Boiler Room					
10	Hall Exit BY RIGHT GYM ENTRY			6v7.2ah		
11	Hall BY JANITOR ROOM					
12	Girls W/R BY COMPUTER RM					
13	Boys W/R BY COMPUTER RM					
14	Hall Exit BY COMPUTER RM			6v7.2ah		EX10 W PXM 36 V 10
15	Gym North West Exit			6v7.2ah		
16	Gym Back Exit					
17	Gym North Exit					
18	Boys Washroom BY GYM					
19	Girls Washroom BY GYM					

	LOCATION: Bicentennial Jr.	Device	Zone or circuit number	Annunciatio
	Fire Panel: Simplex 4007ES Hybrid- Single stage			n

MANUAL PULL STATIONS				
1	MAIN FL ACROSS FROM RM # 9	M	ZN 1	
2	MAIN FL EAST EXIT	M	ZN 1	
3	MAIN FL ACROSS FROM RM # 1	M	ZN 2	
4	MAIN FL EXIT BY ROOM # 2	M	ZN 2	
5	MAIN FL BY RM # 7	M	ZN 2	
6	MAIN FL CORR BY RM # 16	M	ZN 2	
7	MAIN FL WEST ENTRANCE BY MUSIC ROOM	M	ZN 3	
8	GYM EXIT	M	ZN 4	
9	GYM EXIT VESTIBULE	M	ZN 4	
10	MAIN ENTRANCE / ADMIN AREA	M	ZN 5	
11	BOTTOM FL CORR ADJ RM # 14	M	ZN 6	
12	BOTTOM FL WOODSHOP EXIT	M	ZN 6	
13	BOTTOM FL HOME ECONOMIC ROOM	M	ZN 6	
14	BOTTOM FL OUTSIDE RM # 24	M	ZN 7	
15	BOTTOM FL ENTRANCE BY ELEVATOR	M	ZN 7	
16	BOILER ROOM EXIT	M	ZN 8	

SMOKE DETECTORS				
1	STAIRWELL BY ROOM #15	S	ZN 13	
2	STAIRWELL "B" BY MUSIC ROOM	S	ZN 14	
3	OLD ELECTRICAL ROOM	S	ZN 15	
4	NEW ELECTRICAL ROOM	S	ZN 15	
5	BOTTOM FL WOOD STORAGE ROOM	S	ZN 6	
6	BOTTOM FL SHEET METAL STOR RM	S	ZN 6	
7	LIBRARY	S	ZN 3	
8	BOOK STORAGE ROOM	S	ZN 3	

HEAT DETECTORS				
1	BOILER ROOM ENTRY	HT	ZN 8	

SPRINKLER DEVICES				
1	BOTTOM LVL (FURNACE ROOM)	PS	ZN 10	
2	MAIN LVL (FURNACE ROOM)	TS	ZN 11	
3	SPRINKLER RM. GROUND LEVEL+B22	TS	ZN 12	
	ELEVATOR MACHINE ROOM	TS	ZN 13	
4	SPRINKLER MAIN LEVEL	PS	ZN 9	

NOTIFYING DEVICES				Model
--------------------------	--	--	--	-------

1	MAIN ENTRANCE	H/S	SIG 1	4906-9127
2	ACROSS FROM RM # 1	H/S	SIG 1	4906-9127
3	BY RM # 7	H/S	SIG 1	4906-9127
4	BY RM # 16	H/S	SIG 1	4906-9127
5	CORR ACROSS FROM BOOK STORAGE	H/S	SIG 1	4906-9127
6	CORR ACROSS FROM SCIENCE RM	H/S	SIG 2	4906-9127
7	GROUND FL MAIN CORR ACROSS FROM RM # 9	H/S	SIG 2	4906-9127
8	GROUND FL CORR BY RM # 14	H/S	SIG 3	4906-9127
9	WOODSHOP	H/S	SIG 3	4906-9127
10	GROUND FL COMPUTER RM	H/S	SIG 3	4906-9127
11	GROUND FL COOKING RM	H/S	SIG 3	4906-9127
12	GYM	H/S	SIG 3	4906-9127
13	BOILER RM	H/S	SIG 3	4906-9127

END OF LINE RESISTORS

1	BOILER ROOM	EOL	ZN 8	
2	GROUND FL CORR BY RM # 14	EOL	SIG 3	
3	GROUND FL MAIN CORR ACROSS FROM RM # 9	EOL	SIG 2	
4	CORR ACROSS FROM BOOK STORAGE	EOL	SIG 1	
5	NEW ELECTRICAL ROOM	EOL	ZN 15	
6	STAIRWELL "B" BY MUSIC ROOM	EOL	ZN 14	
7	STAIRWELL BY ROOM #15	EOL	ZN 13	
8	SPRINKLER GROUND LEVEL	EOL	ZN 12	
9	SPRINKLER MAIN LEVEL	EOL	ZN 11	
10	SPRINKLER BOTTOM LEVEL	EOL	ZN 10	
11	SPRINKLER MAIN LEVEL	EOL	ZN 9	
12	BOTTOM FL OUTSIDE RM # 24	EOL	ZN 7	
13	GYM EXIT	EOL	ZN 4	
14	MAIN ENTRANCE / ADMIN AREA	EOL	ZN 5	
15	MAIN FL EAST EXIT	EOL	ZN 1	
16	BOTTOM FL CORR ADJ RM # 14	EOL	ZN 6	
17	MAIN FL CORR BY RM # 16	EOL	ZN 2	
18	MAIN FL WEST ENTRANCE BY MUSIC ROOM	EOL	ZN 3	

EMERGENCY LIGHTING INSPECTION REPORT

	Location: Bicentennial Jr. Location	EL UNIT	Rem ote Head	Cab. Head	C ov er	Exit Bulb AC/DC	Model
1	MAIN LEVEL						
2	East Corr By Rm # 9						
3	Across From Teachers Rm(LEFT)						
4	GYM STAGE PACK						

5	Gym					
6	Gym					
7	Gym					
8	Gym					
9	Corr By COPY ROOM					
10	Across From Office					
11	Across from Main Entrance					
12	By ROOM 4					
13	Across From Rm #1					
14	Outside Rm # 6					
15	BY LIBRARY					
16	BY ELEVATOR LOBBY MAIN LVL				# 783	
17	W/R ADJ RM 29					
	GROUND LEVEL					
18	ELEVATOR LOBBY LOWER LVL					
19	Outside By Boy's Washroom					
20	Across From Rm # 14					
21	Woodshop					Combo
22	Cooking Rm					
23	Stairwell A					Combo
24	Outside Rm # 14					

		Device	Annunciation
LOCATION: Brookhouse			
Fire Alarm Panel: Edwards EST2			

MANUAL PULL STATIONS

1	MAIN ENTRANCE	M	
2	SOUTH EXIT OLD BUILDING	M	
3	SOUTH ENTRANCE BY GYM	M	
4	NORTH ENTRANCE BY GYM	M	
5	GYM EXIT	M	
6	NORTH EXIT OLD BUILDING	M	
7	1ST FLOOR EAST NEW SECTION	M	
8	2ND FLOOR EAST NEW SECTION	M	
9	2ND FLOOR WEST NEW SECTION	M	

HEAT DETECTORS

1	BOILER RM	RHT	
---	-----------	-----	--

SPRINKLER DEVICES

1	BOILER RM CLASS ROOM 12 (ANNEX)	TS	
2	BOILER RM CLASS ROOM 12 (ANNEX)	PS	

NOTIFYING DEVICES

1	SOUTH CORR. OLD BUILDING	B	
2	MAIN ENTRANCE	B	
3	GYM	B	
4	NORTH CORR. OLD BUILDING	B	
5	1ST FLOOR NEW BUILDING	B	
6	2ND FLOOR NEW BUILDING	B	

END OF LINE RESISTORS

	NORTH CORR. OLD BUILDING	EOL	
	2ND FLOOR NEW BUILDING	EOL	

Fire Door Number or Location
BY ROOM 7
BY STAFF ROOM
BY GYM ENTRY(MAIN OFFICE AREA)
BY CANTEEN
BY LIBRARY
BOTT STAIR BY GRADE 5 CLASS
BY CLASS 24

TOP OF STAIRS BY STORAGE DOOR

EMERGENCY LIGHTING INSPECTION REPORT			
Line #	EL UNIT Location	Remote Head	Bat. VAH
1	Main Entrance		6V 12 AH
2	Front Hall BY RM 13		6V 12 AH
3	Front Hall BY RM 15		6V 12 AH
4	BY CUSTODIAN RM		6V 12 AH
5	Front Hall BY RM 9		6V 12 AH
6	Front Hall BY RM 10		6V 12 AH
7	Froth Hall BY MAIN OFFICE		6V 12 AH
8	By Caretaker Office		6V 12 AH
9	Boys Washroom	Y	6V 12 AH
10	Girls Washroom	Y	6V 12 AH
11	Gym LEFT ENTRY		6V 12 AH
12	Gym EXIT		6V 12 AH
13	Gym RIGHT EXIT		6V 12 AH
14	Boiler Rm		6V 12 AH
15	TOP OF Front Stairwell		6V 12 AH
16	BOTTOM OF Front Stairwell		6V 12 AH
17	1st Fl BY ROOM 10		6V 12 AH
18	1st Fl Back Hall BY MUSIC RM		6V 12 AH
19	1st Fl Back HALL BY EXCEL		6V 12 AH
20	1st Fl Boys Washroom Foyer	Y	6V 12 AH
21	Inside 1st Fl Boys Washroom		6V 12 AH
22	Back Stairwell Bottom		6V 12 AH
23	Back Stairwell Top		6V 12 AH
24	BY EXCEL ROOM		6V 12 AH
25	2nd Fl Hall BY GIRLS W/R		6V 12 AH
26	2ND FLOOR Girls Washroom		6V 12 AH
27	2ND FLOOR Girls W/R FOYER	Y	
28	LIBRARY	Y	6V 12 AH
29	Outside Gym South		6V 12 AH
30	By North Washroom		6V 12 AH
31	North Washroom Boys		
32	North Washroom Girls		

EMERGENCY LIGHTING NOTES AND RECOMMENDATIONS	
---	--

	CCT BREAKERS FOR LIGHTS
--	-------------------------

	North hall on the wall. CCT#11
--	--------------------------------

	South Hall on the wall. CCT#23
--	--------------------------------

	Gym by north exit. CCT#5
--	--------------------------

	1st floor in rear section. CCT#25
--	-----------------------------------

LOCATION: Caledonia	Device	Device address or circuit number		NOTES

FIRE ALARM PANEL: Edwards 6616

1ST FLOOR					
MANUAL PULL STATIONS					
1	MAIN ENTRANCE	M		ZN 3	
2	BY ROOM 112	M		ZN 3	
3	SIDE ENTRANCE BY WOOD SHOP	M		ZN 3	
4	BOILER RM	M		ZN 3	
5	REAR ENTRANCE (BY CARETAKERS	M		ZN 3	
6	BY RM 108	M		ZN 3	
SMOKE DETECTORS					
1	BY ROOM 112	SI		ZN 3	
2	BY WOODSHOP	SI		ZN 3	
3	BY RM 104	SI		ZN 3	
4	BY RM 106	SI		ZN 3	
5	BY RM 107	SI		ZN 3	
6	BY ROOM 102	SI		ZN 3	
7	BY OFFICE	SI		ZN 3	
8	BY PRINCIPAL'S OFFICE	SI		ZN 3	
2ND FLOOR					
MANUAL PULL STATIONS					
1	TOP OF MAIN STAIRS BY ROOM 211	M		ZN 4	
2	BY BAND RM 206	M		ZN 4	
3	TOP OF STAIRS ON LANDING	M		ZN 4	
4	TOP OF MAIN STAIRS BY RM 201	M		ZN 4	
SMOKE DETECTORS					
1	BY RM 201	SI		ZN 4	
2	BY RM 202	SI		ZN 4	
3	BY RM 204	SI		ZN 4	
4	BY RM 205	SI		ZN 4	
5	BY FOOD SERVICES RM 207	SI		ZN 4	
6	BY RM 208	SI		ZN 4	
7	BY RM 210	SI		ZN 4	
8	BY RM 211	SI		ZN 4	
9	ELEVATOR SHAFT	SI		ZN 5	NO ACCESS
SPRINKLER DEVICES					
1	SPRINKLER GATE VALVE (IN BOILER	TS	P	ZN 1	
2	SPRINKLER FLOW (IN BOILER RM)	PS	P	ZN 2	
NOTIFYING DEVICES					

1	1ST FLOOR	B	P		
2	1ST FLOOR	B	P		
3	1ST FLOOR	B	P		
4	1ST FLOOR	B	P		
5	1ST FLOOR	B	P		
6	BY OFFICE	B	P		
7	WOODSHOP	B	P		
8	METAL SHOP	B	P		
9	GYM	B	P		
10	2ND FLOOR	B	P		
11	2ND FLOOR	B	P		
12	2ND FLOOR	B	P		
13	2ND FLOOR	B	P		
14	2ND FLOOR	B	P		
15	2ND FLOOR	B	P		
END OF LINE RESISTORS					
	BY RM 108	EOL	P	ZN 3	
	BOILER ROOM	EOL	P	ZN 1	
	BOILER ROOM	EOL	P	ZN 2	
	TOP OF MAIN STAIRS BY RM 201	EOL	P	ZN 4	
	BY RM 107	EOL	P		
EMERGENCY LIGHTING INSPECTION REPORT					
#	EL UNIT Location	Head	b.	VAH	Model
1ST FLOOR					
1	Boiler Rm			6V 7AH	6 PXM 36 R11
2	Main Entrance			6V 4.5AH	6 PXM 36 R11
3	Main Entry By Boys Washroom			6V 7AH	6 PXM 36 R11
4	By Rm 106			6V 12AH	6 PXM 36 R11
5	By Rm 104			6V 7AH	6 PXM 36 R11
6	Woodshop			6V 7AH	6 PXM 36 R11
7	Computer Lab			6V 7AH	6 PXM 36 R11
8	Side Exit By Elevator			6V 7AH	6 PXM 36 R11
9	By Side Exit By Computer Lab			6V 7AH	6 PXM 36 R11
10	By Woodshop			6V 7AH	6 PXM 36 R11
11	Gym Left Of Stage			6V 7AH	6 PXM 36 R11
12	Gym Right Of Stage			6V7AH	6 PXM 36 R11
13	Gym Far Right From Stage			6V 7AH	6 PXM 36 R11
14	Gym Far Left From Stage			6V 7AH	6 PXM 36 R11
15	By Principal's Office			6V 7AH	6 PXM 36 R11
16	By Rm 102			6V 7AH	6 PXM 36 R11
2ND FLOOR					
17	By Rm 211			6V 7AH	6 PXM 36 R11
18	By Rm 201			6V 7AH	6 PXM 36 R11
19	By Rm 202			6V 7AH	6 PXM 36 R11
20	By Rm 204			6V 7.5AH	6 PXM 36 R11
21	By Library			6V 7AH	6 PXM 36 R11

22	By Rm 205			6V 7AH	6 PXM 36 R11
23	By Home Ed			6V 7AH	6 PXM 36 R11
24	By Rm 208			6V 7AH	6 PXM 36 R11
25	By Rm 210			6V 7AH	6 PXM 36 R11

EMERGENCY LIGHTING NOTES AND RECOMMENDATIONS

REM #1	AC breaker located on the second floor by home ed.
REM #2	AC breaker located in gym panel
REM #3	Must be unplugged in the boiler room

LOCATION: Colby Village		Device	Device address or circuit number	Annunciation	NOTES
FIRE ALARM PANEL: Edwards 6500					
MANUAL PULL STATIONS					
HEAT DETECTORS					
1	MAIN ENTRANCE	M	ZN 1		
2	EAST EXIT 1ST FLOOR BY 108	M	ZN 1		
3	NORTH EXIT 1ST FLOOR	M	ZN 1		
4	2ND FL HALLWAY BY MUSIC ROOM 201	M	ZN 2		
5	BY LIBRARY ROOM 207	M	ZN 2		
6	EAST EXIT BY 211	M	ZN 2		
7	GYM ENTRY RIGHT	M	ZN 2		
8	GYM ENTRY LEFT	M	ZN 2		
10	GYM	M	ZN 2		
9	FURNACE ROOM	M	ZN 3		
1	ELECTRICAL ROOM	RHT	ZN 3		
2	ELECTRICAL VAULT	RHT	ZN 3		
DUCT SMOKE DETECTORS					
1	FURNACE ROOM (SUPPLY)	DS	ZN 5		DA-PYRO
2	FURNACE ROOM (RETURN)	DS	ZN 5		
3	2ND FL BOYS WASHROOM	DS	ZN 6		
4	2ND FL GYM TEACHER'S OFFICE	DS	ZN 6		
5	2ND FL GIRLS WASHROOM	DS	ZN 7		
6	2ND FL GIRLS WASHROOM	DS	ZN 7		
SPRINKLER DEVICES					
1	FURNACE ROOM	FSP	ZN 4		WFS-5 POTTER
NOTIFYING DEVICES					
1	SOUTH HALL 1ST FL	B	SIG 1		
2	EAST HALL 1ST FL	B	SIG 1		
3	NORTH HALL 1ST FL	B	SIG 1		
4	NORTH HALL 2ND FL	B	SIG 1		
5	EAST HALL 2ND FL	B	SIG 1		
6	GYM	B	SIG 1		
7	FURNACE ROOM	B	SIG 1		10" ADAPTABLE
Fire Door Number or Location					
1	First floor by room 100	RLY			

2	First floor by room 103	RLY
3	First floor by room 105	RLY
4	First floor by room 108	RLY
5	First floor by main office stairs	RLY
6	Second floor by room 211	RLY
7	Second floor by room 207	RLY
8	Second floor by room 201	RLY
	AHU SHUTDOWN	RLY

EMERGENCY LIGHTING

Location	# of Heads	Model
MAIN ENTRANCE		LUMACELL
STAIRS BY MAIN ENTRY		LITE
BY ROOM 102		LUMACELL
BY ROOM 107		LITE
BY ROOM 205		LUXNET
STAIRS BY MUSIC ROOM 201		LITE
STAIRS BY ROOM 108		LUMACELL
BY ROOM 209		LITE
GYM BY DOOR		LITE
BOILER ROOM		UNIT
GYM LEFT		
GYM RIGHT		
GYM BY DOOR		
GYM BY BACK DOOR		

LOCATION: Cole Harbour High
Fire Alarm Panel: Edwards QS-4

Device

**Device address or
circuit number**

NOTES

MANUAL PULL STATIONS

1	SOUTH HALL 3RD FLOOR BY ELEV	M	Zone #1	
2	WEST HALL 3RD FLOOR BY RM 301	M	Zone #1	
3	EAST HALL 3RD FLOOR BY RM 314	M	Zone #2	
4	MAIN ENTRANCE	M	Zone #3	
5	STAFF BACK EXIT	M	Zone #3	
6	GYM BY MAIN ENTRY	M	Zone #3	
7	WEST HALL 2ND FLOOR BY RM 201	M	Zone #3	
8	KITCHEN	M	Zone #4	
9	CAFETORIUM	M	Zone #4	
10	GYM	M	Zone #4	
11	EAST HALL 2ND FLOOR BY 210	M	Zone #4	
12	STAGE	M	Zone #4	
13	WEST 1ST FLR HALL REAR BY RM 101	M	Zone #6	
14	WOODSHOP	M	Zone #7	
15	EAST FRONT HALL 1ST FLR BY ELEV	M	Zone #7	
16	EAST 1ST FLR HALL REAR BY RM 113	M	Zone #7	
17	BOILER ROOM	M	Zone #8	

SMOKE DETECTORS

1	WOODSHOP STORAGE	SI	Zone #7	
2	SIDE STAGE STORAGE	SI	S	

HEAT DETECTORS

1	ELEVATOR MACHINE ROOM	RHT	Zone #7	
2	ELECTRICAL ROOM	HT	Zone #8	

DUCT SMOKE DETECTORS

1	MECH. ROOM #2 (RIGHT SIDE) BY #301	DS	Zone #1	DH-400A
2	MECH. ROOM #2 (LEFT SIDE) BY #301	DS	Zone #1	6480-500
3	MECH. ROOM #3 (FAR SIDE) BY #314	DS	Zone #2	6480-500
4	MECH. ROOM #3 (NEAR DOOR ENTRY)	DS	Zone #2	6480-500
5	STORAGE ROOM #5 2ND FLR (BY #209)	DS	Zone #4	6480-500
6	STORAGE ROOM #2 (BY ROOM #206)	DS	Zone #3	DH-100-LPA
7	BOILER ROOM Closest to entry door	DS	Zone #8	ESD-2W
8	BOILER ROOM Farthest from door	DS	Zone #8	6480-500
9	MECH. ROOM BY 314	DS		

SPRINKLER DEVICES

1	SPRINKLER ROOM	FSP	Zone #09	
2	STORAGE ROOM #6 (BY ROOM #306)	FS	Zone #10	
3	STORAGE ROOM #6 (BY ROOM #306)	TS	Zone #10	
4	STORAGE ROOM #2 (BY ROOM #206)	FS	Zone #11	

5	STORAGE ROOM #2 (BY ROOM #206)	TS	Zone #11	
6	SPRINKLER ROOM	FS	Zone #12	
7	SPRINKLER ROOM 3RD FLOOR	TS	Zone #12	
8	SPRINKLER ROOM (MAIN GATE VALVE)	TS	Zone #12	

GYM/TECH ED BACFLOW 2	TS	143
GYM/TECH ED BACKFLOW	TS	144
GYM MAIN	TS	149
1ST FLOOR MAIN	TS	146
MAIN CTRL	FS	150
1ST FLOOR	FS	145
GYM / TECH RISER	FS	142

NOTIFYING DEVICES

1	WEIGHT ROOM	B	Sig #1	
2	WEST HALL 2ND FLOOR	B	Sig #1	
3	WEST HALL BY ROOM 205	B	Sig #1	
4	SOUTH HALL 2ND FLOOR	B	Sig #1	
5	SOUTH HALL 2ND FLOOR	B	Sig #1	
6	EAST HALL 2ND FLOOR	B	Sig #1	
7	STAFF ROOM HALL	B	Sig #1	
8	CAFETERIA	B	Sig #1	
9	WEST HALL 2ND FLOOR BY RCMP OFF	B	Sig #1	
10	GYM	B	Sig #2	
11	GYM	B	Sig #2	
12	WEST HALL 3RD FLOOR	B	Sig #2	
13	SOUTH HALL 3RD FLOOR	B	Sig #2	
14	EAST HALL 3RD FLOOR BY TEACHERS' W	A B	Sig #2	
15	EAST HALL 3RD FLOOR	B	Sig #2	
16	SOUTH HALL 3RD FLOOR	B	Sig #2	
17	MECHANICAL ROOM #1	B	Sig #4	
18	WEST HALL 1ST FLOOR	B	Sig #4	
19	WEST HALL 1ST FLOOR	B	Sig #4	
20	SOUTH HALL 1ST FLOOR	B	Sig #4	
21	SOUTH HALL 1ST FLOOR	B	Sig #4	
22	GRAPHIC ROOM 119	B		
23	COMPUTER LAB ROOM 111	B	Sig #4	
24	WOODSHOP	B	Sig #4	
25	EAST HALL 1ST FLOOR	B	Sig #4	
26	EAST HALL 1ST FLOOR	B	Sig #4	

END OF LINE RESISTORS

1	WEST HALL 3RD FLOOR	EOL	Zone #1	
---	---------------------	-----	---------	--

2	EAST HALL 3RD FLOOR	EOL	Zone #2	
3	WEST HALL 2ND FLOOR	EOL	Zone #3	
4	STAGE	EOL	Zone #4	
5	WEST 1ST FLOOR HALL REAR	EOL	Zone #6	
6	EAST 1ST FLOOR HALL REAR	EOL	Zone #7	
7	BOILER ROOM	EOL	Zone #8	

ZONE 14 - GYM

STORAGE 204	S	4	SIGA2-PS
STORAGE 210	S	5	SIGA2-PS
CHANGE ROOM 205	S	9	SIGA2-PS
CHANGE ROOM 206	S	13	SIGA2-PS
CHANGE ROOM 207	S	14	SIGA2-PS
CHANGE ROOM 209	S	15	SIGA2-PS
LOBBY	M	126	SIGC-270B
FRONT LEFT EXIT	M	127	SIGC-270B
BACK LEFT EXIT	M	128	SIGC-270B
BACK RIGHT EXIT	M	129	SIGC-270B
FRONT EXIT	M	139	SIGC-270B

ZONE 15 - GYM MECHANICAL RM 301

STAIR	S	1	SIGA2-PS
ELECTRICAL RM	S	2	SIGA2-PS
CENTRE	S	3	SIGA2-PS
BACK	S	8	SIGA2-PS
FRESH AIR INTAKE	S	10	SIGA2-PS
MECH. RM 301	M	137	SIGC-270B

ZONE 16 - AHU 1-GYM/TRADES DUCT SMK

MECH. 301 SUPPLY	DS	11	SIGA-SD
------------------	----	----	---------

FAN SHUTDOWN IN DETECTOR	RLY
-----------------------------	-----

ZONE 17 - AHU 2-GYM MECH RM 301

ZONE 15 - GYM MECHANICAL RM 301

MECH 301 SUPPLY	DS	6	SIGA-SD
-----------------	----	---	---------

FAN SHUTDOWN IN DETECTOR	RLY	ZONE 15 - GYM MECHANICAL RM 301
-----------------------------	-----	--

ZONE 18 - TRADES

MANUFACTURING TRADES	M	130	SIGC-270B
WELDING	M	136	SIGC-270B
MANUFACTURING SHOP	M	141	SIGC-270B
SKILLED TRADES	M	138	SIGC-270B

ZONE 19 - GYM MECH RM 301 SPK FLOW

MECH. RM 301	FS	133	SIGA-CT2
--------------	----	-----	----------

ZONE 20 - GYM/TRADES SPK FLOW			
MECH. RM 301	FS	131	SIGA-CT2

ZONE 26 0 GYM MECH RM 301 S

MECH. RM 301	TS	134	SIGA-CT2
--------------	----	-----	----------

ZONE 27 - GYM/TRADES SPK VLV

Location Description	Device Address	Model
MECH. RM 301	TS 132	SIGA-CT2

RELAYS

CAFFETERIA DOOR HOLDER	CR	135	SIGA-CR
------------------------	----	-----	---------

CAFETERIA DOOR HOLDER	RLY	140	SIGA-CR
SECURITY DOOR 201	RLY	140	SIGA-CR

SIGNAL CCT 2 (BOOSTER) 2ND FLR

ADDITIONS TO

GYM	B	2
GYM	B	2
CHANGE RM	B	2
CHANGE RM	B	2
CHANGE RM	B	2
CHANGE RM	B	2
WELDING	B	2
WELDING	V	2
MANUFACTURING TRADES	B	2
MANUFACTURING TRADES	V	2
SKILLS TRADES	B	2
SKILLS TRADES	V	2
GYM MECH 301	B	2
GYM MECH 301	V	2
HALL AT EXIT TO MAIN SCHOOL	B	2

ADDITIONS FEBURARY 4, 2015

2ND FL STAGE RIGHT STORAGE SMOKE CO2		D004
2ND FL STAGE LEFT STORAGE SMOKE CO2		D004
ADJ CAFETERIA	S	3

ADJ CARETERIA	S	3
---------------	---	---

EMERGENCY LIGHTS

Unit #	Location	# of Heads	Model
	ROOM 114		REMOTE
	BOTTOM WEST STAIRS		DUAL LITE
	MIDDLE WEST STAIRS		REMOTE
	TOP EAST STAIRS		REMOTE
	TOP WEST STAIRS		REMOTE
	BY MECH ROOM1		REMOTE
	IN MECH ROOM 1		REMOTE
	3RD LIBRARY		REMOTE
	GYM S/W		AIMLITE
	GYM S/E		AIMLITE
	GYM EAST 1 REMOTE		AIMLITE
	GYM EAST 2 REMOTE		
	GYM N/E		AIMLITE
	GYM N/W		AIMLITE
	GYM NORTH		
	GYM WEST 1		
	GYM WEST 1		
	STORAGE ADJ PHYS ED		AIMLITE

	GIRLS CHG		REMOTE
	MENS CHG		REMOTE
	MENS CHNG		AIMLITE
	GIRLS CHNG		AIMLITE
	EQUIP		AIMLITE
	ADJ EAST OFFICE		
	GYM FOYER		AIMLITE
	MECH LWR		REMOTE
	NORTH WALL		AIMLITE
	SOUTH WALL		REMOTE
	RIGHT OF LUNCH COUNTER		AIMLITE
	STUDENT COUNCIL		AIMLITE
	STUDENT COUNCIL		AIMLITE
	ADJ OFFICE BACK DR		AIMLITE
	SKILLED TRADE		AIMLITE
	SKILLED TRADE UPPER HALL		AIMLITE
	SKILLED TRADE LOWER HALL		AIMLITE
	SKILLED TRADE RIGHT WORKSHOP		AIMLITE
	SKILL TRADE LEFT WORKSHOP		AIMLITE

Unit #	Location	# of Heads	Model
	SKILLED TRADE LEFT WORKSHOP		REMOTE
	OUTSIDE STUDENT		AIMLITE

	OUTSIDE STUDENT COUNCIL		AIMLITE
	LUNCH COUNT AREA ABOUT TV OUTLET		AIMLITE
	LUNCH COUNT AREA ADJ CAFE DOORS		AIMLITE
	ADJ STUDENT SERV		AIMLITE
	CAFE N/E WALL FRONT LEFT		AIMLITE
	CAFE N/W WALL		AIMLITE
	CAFE S/W WALL		AIMLITE
	CAFE N/W WALL BACK RIGHT		AIMLITE
	STAGE FOYER		AIMLITE
	STAGE SOUTH		AIMLITE
	STAGE NORTH		AIMLITE
	IN 204		AIMLITE
	ADJ 304		AIMLITE
	3RD MEN'S W/R		REMOTE
	3RD WOMEN'S W/T		REMOTE
	3RD FLOOR EAST MECH ROOM		AIMLITE
	3RD FLOOR WEST MECH ROOM		AIMLITE
	3RD FLOOR STORAGE ROOM 6		REMOTE
	EXERCISE ROOM NEAR 202		LUMACELL
	ROOM 204 WASHROOM		REMOTE
	2ND FLOOR GREEN ROOM		AIMLITE

EMERGENCY LIGHTS

EMERGENCY LIGHTS

Unit #	Location	# of Heads	Model
	3RD FLOOR EAST HALL BY 309		LUMACELL
	3RD FLOOR EAST HALL BY 315		EMERGILITE
	3RD FLOOR EAST HALL BY 314		LUMACELL
	3RD FLOOR WEST HALL BY 307		LUMACELL
	3RD FLOOR WEST HALL BY 301		EMERGILITE
	TOP OF FRONT STAIRS		LUMACELL
	2ND FLOOR WEST HALL BY 207		LUMACELL
	2ND FLOOR WEST HALL BY 204		LUMACELL
	2ND FLOOR WEST HALL BY 201		LUMACELL
	1ST FLOOR WEST BY 107		LUMACELL
	1ST FLOOR WEST BY 104		LUMACELL
	1ST FLOOR WEST BY 101		LUMACELL
	1ST FLOOR EAST BY 112		EMERGILITE
	1ST FLOOR EAST BY 111		LUMACELL
	JANITORS ROOM #2 BATT PAK		EMERGILITE
	MAIN ENTRANCE		REMOTE
	BOYS WASHROOM 2ND		REMOTE
	GIRLS WASHROOM 2ND		REMOTE

	2ND		
	MIDDLE FRONT STAIRS		REMOTE
	BOTTOM OF FRONT STAIRS		REMOTE
	CAVA SHACK BATTERY PAK		LUMACELL
	BOTTOM EAST STAIRS		REMOTE
	MIDDLE EAST STAIRS		REMOTE
	TOP EAST STAIRS		REMOTE
	BY 113 1ST FLOOR		
	IN 112 CONST. TECH		
	IN 116 1		
	IN 116 2		
	TEXT BOOK STORAGE		
	ROOM 146		
	ROOM 145		
	STORAGE BESIDE 145		
	TOP EAST STAIRS		REMOTE

Fire Door Number or Location
BY CAFETERIA
BY ROOM 111
BY ROOM 118
BY ROOM 205
BY ELEVATOR MAIN LEVEL
BY ELEVATOR 3RD FLOOR
BY ROOM 317
BY ROOM 310

LOCATION:Colonel John Stuart

FIRE ALARM PANEL:Simplex 4007 ES Hybrid

FIRE ALARM DEVICE

Location Description	Device	Model	Address
AHU SHUTDOWN	RELAY	4090-9002	MI-1
FRONT ENTRANCE	PULL	4099-9004	MI-11
BOILER RM	PULL	4099-9004	MI-12
CENTRE HALL ADJ RM 109	PULL	4099-9004	MI-13
CORR ADJ RM 108	DS	4098-9792	MI-19
GYMNASIUM OFFICE RM 116	SMOKE	4098-9714	MI-20
LOWER GYMNASIUM STORAGE RM 118	SMOKE	4098-9714	MI-21
UPPER GYMNASIUM STORAGE RM 117	SMOKE	4098-9714	MI-22
UPPER GYMNASIUM STORAGE RM 119	SMOKE	4098-9714	MI-23
BOILER RM	HEAT/RE-LAY	4098-9733	MI-24
ELECTRICAL RM	SMOKE	4098-9714	MI-27
JANITORS RM	SMOKE	4098-9714	MI-28
PLAY STORAGE RM	SMOKE	4098-9714	MI-29
NORTH EXIT ADJ RM 112	PULL	4099-9004	MI-30
EAST EXIT ADJ 115	PULL	4099-9004	MI-31
BOILER RM	H/S	4096-9127	1
GYM	H/S	4096-9127	1
WEST HALL	H/S	4096-9127	1
CENTRE HALL	H/S	4096-9127	1
EAST HALL	H/S	4096-9127	1
NORTH HALL	H/S	4096-9127	1

EMERGENCY LIGHTS

Unit #	Location	# of Heads	Model
	GYM EXIT	2	LUMACELL
	GYM ENTRANCE	2	LUMACELL
	CENTRE HALL BY ROOM 106	2	LUMACELL
	BY 112		LUMACELL
	MAIN ENTRANCE		EMERGI-LITE
	FAR HALL BY BOYS/GIRLS WASHRM		READY-LITE

EMERGENCY LIGHTING NOTES AND RECOMMENDATIONS

- 1 BREAKER #24, PANEL IN MAIN OFFICE CONTROLS GYM AND BY BOOK STORAGE LIGHTS
LIGHTS BY MAIN ENTRANCE AND CENTER HALL BY ROOM 106 ARE INDEPENDENT

	LOCATION: Crichton Park	Device	Device address or circuit number
--	--------------------------------	---------------	---

	Fire Panel: Edwards 2280 Single stage		
--	--	--	--

MANUAL PULL STATIONS			
-----------------------------	--	--	--

1	OFFICE	M	Zone #1
2	MAIN ENTRANCE	M	Zone #1
3	106	M	Zone #1
4	FURNACE ROOM EXIT	M	Zone #2
5	CENTER EXIT	M	Zone #2
6	MAIN HALL NR ROOM 116	M	Zone #3
7	REAR EXIT (IN STAIRWELL)	M	Zone #3
8	UPPER LEVEL EMERGENCY EXIT	M	Zone #3
9	GYM ENTRANCE	M	Zone #4
10	GYM EXIT	M	Zone #4

HEAT DETECTORS			
-----------------------	--	--	--

1	CARETAKER STORAGE RM 101	RHT	Zone #1
2	OFFICE STORAGE	RHT	Zone #1
3	PRINCIPALS OFFICE STORAGE	RHT	Zone #1
4	FURNACE ROOM	RHT	Zone #2
5	JANITORS STORAGE ROOM	RHT	Zone #2
6	LOWER JANITORS ROOM 121	RHT	Zone #3
7	UPPER JANITORS ROOM 205	RHT	Zone #3
8	ART STORAGE RM BY GYM	RHT	Zone #4
9	GYM STORAGE RM 124	RHT	Zone #4
10	GYM STORAGE RM 125	RHT	Zone #4
11	ROOM 104	RHT	Zone #1

SPRINKLER DEVICES			
--------------------------	--	--	--

1	SPRINKLER FLOW (IN FURNACE ROOM)	PS	Zone #2
---	----------------------------------	----	---------

NOTIFYING DEVICES			
--------------------------	--	--	--

1	FRONT EXIT	H	Sig #1
2	MAIN ENTRANCE	H	Sig #1
3	CENTER EXIT	H	Sig #1
4	REAR EXIT	H	Sig #1
5	UPPER LEVEL	H	Sig #1
6	GYM ENTRANCE	H	Sig #1

7	GYM EXIT	H	Sig #1
8	CENTER HALL	H	Sig #1
	FURNACE ROOM	B	Sig #1
9	DOOR RELEASE	R	

Fire Door Number or Location
MAIN ENTRY ADJ LEFT CORRIDOR
MAIN ENTRY LEFT SIDE
MAIN ENTRY RIGHT SIDE
MAIN FOYER TO RIGHT CORRIDOR
CENTER OF RIGHT CORRIDOR
CENTER OF RIGHT CORRIDOR
FAR END OF RIGHT CORRIDOR
TOP OF STAIRS 2ND FLOOR

Crichton Park

EMERGENCY LIGHTING INSPECTION REPORT

	EL UNIT Location	Note Head	Cab. Head	Bat. VA	MOD #	Serial #	Manuf.
1	By Room 101		Y	6V, 7.5A	EX10W PXM36		Emergi- Lite
2	By Room 102		Y	6V, 12A	06 DEL 36 V11		Emergi- Lite
3	By Room 104		Y	6V 12A	06 DEL 36 V11		Emergi- Lite
4	Main Entrance		Y	6V, 7.5A	EX10W PXM36		Emergi- Lite
5	By Room 105		Y	6V, 12A	06 DEL 36 V11		Emergi- Lite
6	By Room 107		Y	6V, 12A	06 DEL 36 V11		Emergi- Lite
7	Girls Washroom 109		Y	6V, 12A	06 DEL 36 V11		Emergi- Lite
8	By Room 110		Y	6V, 12A	06 DEL 36 V11		Emergi- Lite
9	Boys Washroom 111		Y	6V, 12A	06 DEL 36 V11		Emergi- Lite
10	By Room 113		Y	6V, 12A	06 DEL 36 V11		Emergi- Lite
11	Exit by Room 113		Y	6V, 7.5Ah			Emergi- Lite
12	By Room 114		Y	6V, 12A	06 DEL 36 V11		Emergi- Lite
13	By Room 116		Y	6V, 12A	06 DEL 36 V11		Emergi- Lite
14	By Room 118		Y	6V, 12A	06 DEL 36 V11		Emergi- Lite
15	Gym Hall		Y	6V, 12A	06 DEL 36 V11		Emergi- Lite
16	*Girls Washroom 120	Y			REMOTE		
17	*Boys Washroom 122	Y			REMOTE		
18	Exit by Room 127		Y	6V, 7.5A	EX10W PXM36		Emergi- Lite
19	Stairs by Room 127		Y	6V, 7.5A	EX10W PXM36		Emergi- Lite
20	Gym Entrance Room 123		Y	6V, 7.5A	EX10W PXM36		Emergi- Lite
21	Gym Exit to Hall		Y	6V, 7.5A	EX10W PXM36		Emergi- Lite
22	Gym Back Exit		Y	6V, 7.5A	EX10W PXM36		Emergi- Lite
23	By Room 201		Y	6V, 12A	06 DEL 36 V11		Emergi- Lite

24	*Boys Washroom 204	Y			REMOTE	
25	*Girls Washroom 206	Y			REMOTE	
26	Emergency Exit Top Stairs		Y	6V, 12A	RG36/REI	Lumacell
27	Emergency Exit Bottom Stairs		Y	6V, 7.5A	RG36/REI	Lumacell
28	Boiler Room		Y	6V, 7.5A	EX10W PXM36	Emergi- Lite
	Rear Exit by stairs					
	Front Exit					

BREAKER IN PANEL BY MAIN OFFICE, CCT # 23, CONTROLS ALL EMERGENCY LIGHTS

LOCATION: Dartmouth High

Fire Panel: Notifier AFP-1000

FIRE ALARM DEVICE

Location Description	Device	Model	Address
ELECT RM ADJ FIRE ALARM	S		50
MAIN ENT.	M		16
ADJ STUDENT SERV.	S		53
BOTTOM MAIN STAIR	S		52
CAFE ADJ STAIRS	S		51
NANTUCKET ADJ 130	M		21
CORR 1 ADJ 130	S		113
CORR 2 DOORS ADJ 120	S		114
HARBOUR CORR ADJ 120	M		22
HARBOUR CORR ADJ STORAGE	M		23
MAIN OFFICE	M		10
CORR ADJ ELECT RM	M		15
CORR ADJ GYM @ DOORS	S		84
GYM CORR ADJ STAIR 1	S		103
GYM CORR ADJ ELEVATOR	S		82
STAIR 1 BOTTOM	M		77
GYM CORR ADJ GARDEN	S		104
GYM CORR ADJ ELEV	S		79
GYM CORR @ DOOR 160B	S		81

GYM CORR @ GARDEN	S		80
GYM CORR @ DOOR 160B	M		13
GYM CORR EXIT @ DOOR 160A	M		83
THISTLE 1 CTR EXIT	S		10
THISTLE 1 CTR EXIT	M		11
THISTLE 1 ADJ 108	M		9
THISTLE 1 ADJ 108	S		172
THISTLE 1 @ FIRE DOOR	S		173
THISTLE 1 @ PHYSICS LAB	S		126
THISTLE 1 @ PHYSICS LAB	M		114
THISTLE CORRIDOR	S		123
BOILER RM	S		8
THISTLE/HARBOUR EXIT	M		6
HARBOUR 1 @ FIRE DOOR	S		124
HARBOUR 1 @ BOYS W/R	S		5
HARBOUR 1 @ BOYS W/R	M		4
GYM STORAGE EXIT	M		101
HARBOUR 1 @ 118	M		1
HARBOUR 1 @ 118	S		2
STAIR #3 ADJ 213	S		47

STAIR #3 ADJ 213	M		115
HARBOUR #3 @ STAIR 3	S		130
THISTLE #2 @ STAIR 3	S		131
HARBOUR 2 @ BOYS W/R	M		43
HARBOUR 2 @ BOYS W/R	S		132
HARBOUR 2 @ 220	S		42
HARBOUR 2 @ 220	M		41
HARBOUR 2 @ 226	S		121
HARBOUR 2 @ 226	M		92
STAIR 1 HARBOUR 2 @ 223	S		133
NANTUCKET 2 @ 226	M		25
NANTUCKET 2 @ 226	S		24
COMM RM 1ST FL	S		60
TOP MAIN STAIR	S		
NANTUCKET 2 @ 201	S		26
NANTUCKET 2 @ 201	M		27
CORR @ 232 A	M		31
CORR @ 232 A	S		30
CORR @ 2ND FL STAIR 1	S		87
FOOTBALL STORAGE	S		112
STAIR 1 TOP	S		28

CORR 2ND FL @ STAIR 1	M		88
2ND FL @ ELEV	S		97
ELEVATOR MACHINE RM	S		49
GYM STORAGE	S		71
GYM STORAGE	S		68
ELECTRICAL RM 113	S		61
BY 212	S		
FOOTBALL STORAGE	S		112
CORR @ STAIR #3	H/S		
CORR @ 214	H/S		
CORR @ 210	H/S		
CORR @ 251	H/S		
CORR @ 2ND ELEV	H/S		
CORR @ 2ND STAIR 1	H/S		
CORR @ 218	H/S		
CORR @ 223	H/S		
CORR @ 226	H/S		
CORR @ 228	H/S		
CORR @ 250	H/S		
CORR @ 235	H/S		
CORR @ 207	H/S		
CORR @ 207	H/S		

CORR @ 202	H/S		
FRONT ENTRANCE	H/S		
BY RM 130B	H/S		
BY RM 119	H/S+ EOL		
IN LIBRARY	H/S		
BY KEATING HALL ENT.	H/S		
BOYS WASHRM	H/S		
GIRLS WASHRM	H/S		
BY GYM	H/S		
BY ELEV	H/S		
GYM	H/S		
GYM	H/S		
GYM	H/S		
GYM	H/S		
GYM	H/S		
GYM	H/S		
GYM	H/S		
GYM	H/S		
BY RM 130	H/S		
BY RM 104	H/S		
BY RM 101	H/S		
BOYS WASHRM BY 107	H/S		

BOYS WASHRM BY 107	H/S		
GIRLS WASHRM BY 107	H/S		
BY 107	H/S		
BY 115	H/S		
HIGH CEILING OUTSIDE GYM	S	74	
HIGH CEILING OUTSIDE GYM	S	75	
COMMON ROOM 250	S	100	
STORAGE ROOM 252	S	99	
MECHANICAL ROOM 251	HT		
WORK ROOM INSIDE MAIN OFFICE	S	55	
FOOTBALL STORAGE ROOM	S	125	
LEVEL 1 RESOURCE LIBRARY	M	120	
LEVEL 1 RESOURCE STORAGE	S	110	
THISTLE 1 CORRIDOR	S	122	
BOILER ROOM	M	7	
TECH ED PRODUCTION ROOM	M	122	
STAIR #6	S	35	
STAIR #5	S	36	
LEVEL 2 ELECTRICAL RM 274	S	62	
LEVEL 2 ELECTRICAL RM	S	66	

221		
THISTLE 2 CORRIDOR @ 212	M	46
NEAR RM 207	S	
LEVEL 2 MAIN COMMON RM	S	65
VICTORIA 2 NEAR STORAGE ROOM 252	S	98
VICTORIA 2 NEAR STAIR	S	89
MECH RM RETURN DUCT	DS	127
MECH RM SUPPLY DUCT	DS	128

EMERGENCY LIGHTING

Location: Dartmouth High

Location	Heads	Model
NANTUCKET #1 WOMENS W/R		REMOTE
NANTUCKET #1 @ 130		REMOTE
NANTUCKET #1 @ MUSIC		AIM-LITE
LIBRARY		REMOTE
MUSIC RM		AIM-LITE
MUSIC RM		REMOTE
HARBOUR #1 @ 119		LUMACELL
HARBOUR #1 @ STORAGE		LUMACELL
HARBOUR #1 @ STORAGE EXIT		COMBO
HARBOUR #2 NORTH STAIR		REMOTE

CENTRE #2 MENS W/R		AIM-LITE
LIBRARY		AIM-LITE
GYM NORTH		REMOTE
GYM NORTH		REMOTE
GYM SOUTH		REMOTE
GYM SOUTH		REMOTE
GYM-WEST		REMOTE
GYM MENS CHANGE RM		REMOTE
GYM WOMENS CHANGE RM		REMOTE
GYM NORTH STORAGE		AIM-LITE
GYM SOUTH STORAGE		AIM-LITE
HARBOUR #1 @ JAN RM		COMBO
HARBOUR #1 @ JAN RM		LUMACELL
HARBOUR #1 @ 113		LUMACELL
HARBOUR #1 @ 118		LUMACELL
STAIRS BY 120		
BY ELECTRICAL RM		
ADJ 130B		REMOTE
BY 222		
@ROOM 260		REMOTE

BOYS WASHROOM OFF CENTRE		AIMLITE
BOYS WASHROOM	4	REMOTE
GIRLS WASHROOM	4	REMOTE

LOCATION:Dartmouth South Academy

Device

Device address or
circuit number

FIRE ALARM PANEL:Notifier NFS2-640

SLC or Zn	Add	Type Code	FlashScan Type	Label	Extended Label	Zone Label
		MAIN	FACP	MAIN PANEL		
		ANN	ANNUNCIATOR	MAIN PANEL	LED	
		ANN	ANNUNCIATOR	FRONT LOBBY	LCD	
		ANN	ANNUNCIATOR	FRONT LOBBY	ACTIVE GRAPIC	
ZONE 1 1ST FLOOR WEST						
L1	D53	SMOKE	ACCLIMATE	REMOTE COMM ROOM	131B	
L1	M38	PULLSTATION	MANUAL	TECH ED PRODUCTION	108	
L1	M43	PULLSTATION	MANUAL	CORRIDOR 100B WEST	STAIR 2	
L1	M45	PULLSTATION	MANUAL	CORRIDOR 100D	STAIR 3	
L1	D03	SMOKE	PHOTO	REMOTE COMM ROOM	RM 110	
ZONE 2 1ST FLOOR EAST						
L1	D29	SMOKE	ACCLIMATE	CUSTODIAL 141		
L1	D30	SMOKE	PHOTO	COMMUNICATIONS 138A		
L1	D33	SMOKE	ACCLIMATE	CORRIDOR 100F	BY ELEVATOR	
L1	D32	PULLSTATION	MANUAL	MAIN VESTABULE 101	CAFETERIA	
L1	D34	PULLSTATION	MANUAL	RECYCLE ROOM 101A		
L1	M54	PULLSTATION	MANUAL	RECEPTION	RM 130	
ZONE 3 1ST FLOOR NORTH						
L1	M27	PULL STATION	MANUAL	CORRIDOR 100H	STAIRS 1 NTH	
ZONE 4 2ND FLOOR WEST						
L2	M22	PULLSTATION	MANUAL	CORRIDOR 200B WEST	STAIR 2	
L2	M25	PULLSTATION	MANUAL	CORRIDOR 200C WEST	STAIR 3	
L2	D02	SMOKE	PHOTO	REMOTE COMMUNICATION	RM 212	
ZONE 5 2ND FLOOR EAST						
L2	D02	SMOKE	ACCLIMATE	REMOTE COMM ROOM	RM 234A	
L2	D21	SMOKE	ACCLIMATE	CORRIDOR 200D	BY ELEVATOR	
ZONE 6 2ND FLOOR NORTH						
L2	M01	PULLSTATION	MANUAL	CORRIDOR 200 E NORTH	EXIT STAIR 1	

SLC or Zn	Add	Type Code	FlashScan Type	Label	Extended Label	Zone Label
ZONE 7 STAIRWELL ST3						
L2	D26	SMOKE	ACCLIMATE	STAIRWELL 3 WEST		
ZONE 8 STAIRWELL ST1 - NORTH						
L2	D01	SMOKE	ACCLIMATE	STAIRWELL 1 NORTH		
ZONE 9 STAIRWELL ST4 - EAST						
ZONE 10 STAIRWELL ST2 FRONT						
L2	D23	SMOKE	ACCLIMATE	STAIRWELL 2 EAST		
ZONE 11 ELEVATOR						
L2	D45	SMOKE	ACCLIMATE	ELEVATOR SHAFT		
ZONE 12 KITCHEN HOOD SYSTEM						
L1	M37	MONITOR	MONITOR	KITCHEN HOOD SYSTEM		
ZONE 13 EXTERIOR BOILER ROOM						
L1	D52	HEAT	FIXED	BOILER ROOM E102	EXTERIOR	
L1	M50	PULLSTATION	MANUAL	BOILER ROOM E102	EXTERIOR	
ZONE 14 EXTERIOR ELECTRICAL ROOM						
L1	D01	SMOKE	ACCLIMATE	UPS ROOM 104 A	IN MAIN ELECT	
L1	D02	SMOKE	ACCLIMATE	MAIN ELECTRICAL	EXTERIOR	
L1	M47	PULLSTATION	MANUAL	MAIN ELECTRICAL E104		
ZONE 15 EXTERIOR SPRINKLER ROOM						
L1	M46	PULLSTATION	MANUAL	SPRINKLER ROOM E105	EXTERIOR	
ZONE 16 EXTERIOR STORAGE ROOM						
L1	D41	SMOKE	PHOTO	EQUIPMENT ROOM	EXTERIOR	
L1	M40	PULLSTATION	MANUAL	EQUIPMENT ROOM	RM E 101	
ZONE 17 GYMNASIUM						
L1	M48	PULLSTATION	MANUAL	GYM 133 EXIT NORTH		
L1	M49	PULLSTATION	MANUAL	GYM 133C VESTABULE		

SLC or Zn	Add	Type Code	FlashScan Type	Label	Extended Label	Zone Label
ZONE 18 2ND FLOOR MECHANICAL						
L2	D07	SMOKE	ACCLIMATE	MECHANICAL ROOM 235	DETECTOR 1	
L2	D14	SMOKE	ACCLIMATE	MECHANICAL ROOM 235	DETECTOR 2	
L2	D16	SMOKE	ACCLIMATE	MECHANICAL ROOM 235	DETECTOR 3	
ZONE 19 SPRINKLER GATE VALVES						
L1	M31	LATCH SUPERV	MONITOR	ELEVATOR PIT VALVE	SPRINKLER	
L1	M90	LATCH SUPERV	MINI DUAL	BACKFLOW 1		
L1	M91	LATCH SUPERV	MINI DUAL	BACKFLOW 2		
L1	M92	LATCH SUPERV	MINI DUAL	LEVEL 1 GATE		
L1	M94	LATCH SUPERV	MINI DUAL	WINDOW CURTAIN		
L1	M96	LATCH SUPERV	MINI DUAL	LEVEL 2 GATE		
ZONE 20 SPRINKLER FLOWS						
L1	M93	MONITOR	MINI DUAL	LEVEL 1 FLOW		


L1	M95	MONITOR	MINI DUAL	WINDOW CURTAIN		
L1	M97	MONITOR	MINI DUAL	LEVEL 2 FLOW		
ZONE 21 DUCT SENSORS						
L2	D05	SMOKE	DUCT	HRV # 2 MECH ROOM 235		
L2	D06	SMOKE	DUCT	HRV # 3 MECH ROOM 235		
L2	D10	SMOKE	DUCT	HRV # 4 MECH RM 235		
L2	D11	SMOKE	DUCT	AHU 1 MECH RM 235		
L2	D17	SMOKE	DUCT	HRV-1 MECH RM 235		
RELAYS						
L1	M28	CONTROL	RELAY	DOOR RELEASE	STAIR 1	
L1	M35	CONTROL	RELAY	KITCHEN EXHAUST FAN		
L1	M36	CONTROL	RELAY	SHUNT TRIP BREAKER		
L1	M39	CONTROL	RELAY	DOOR RELEASE	STAIR 3	
L1	M42	CONTROL	RELAY	DUST COLLECTION UNIT	RM 108	
L1	M56	CONTROL	RELAY	GYM SOUND SYSTEM		
L1	M57	CONTROL	RELAY	BAS ALARM	RM 138A	
L1	M58	GEN TROUBLE	RELAY	BAS TROUBLE	RM 138A	
L2	M02	CONTROL	RELAY	DOOR RELEASE	STAIR 1	
L2	M08	CONTROL	RELAY	AHU-1 FIRE ALARM	SHUTDOWN	
L2	M09	CONTROL	RELAY	HRV-4 FIRE ALARM	SHUTDOWN	
L2	M12	CONTROL	RELAY	HRV-3 FIRE ALARM	SHUTDOWN	
L2	M13	CONTROL	RELAY	HRV-2 FIRE ALARM	SHUTDOWN	
L2	M15	CONTROL	RELAY	HRV-1 FIRE ALARM	SHUTDOWN	

SLC or Zn	Add	Type Code	FlashScan Type	Label	Extended Label	Zone Label
RELAYS- CONTINUED						
L2	M18	CONTROL	RELAY	ELEVATOR PRIMARY		
L2	M19	CONTROL	RELAY	ELEVATOR SECONDARY		
L2	M20	CONTROL	RELAY	ELEVATOR FIRE HAT		
L2	M24	CONTROL	RELAY	FIRE DOOR RELEASE	STAIRWELL 3	
L2	M120	CONTROL	BELL CIRCUIT	OUTSIDE SPRINKLER	HORN	
L1	M29	CONTROL	RELAY	DOOR RELEASE	CORR 100 F	
SIGNALS						
2		HORN STROBE	H / S	CORRIDOR BY 152		
2		EOL	EOL	CORRIDOR BY 155		
2		HORN STROBE	H / S	CORRIDOR BY 149		
4		HORN STROBE	H / S	BATH 142		
4		HORN STROBE	H / S	CORRIDOR BY 140		
4		STROBE	S	ASSIST BATH 143		
4		HORN STROBE	H / S	JANITOR ROOM		
3		HORN STROBE	H / S	CORRIDOR BY ELEVATOR	100E	
3		HORN STROBE	H / S	ADMIN HALLWAY	130C	
1		HORN STROBE	H / S	CAFETERIA	100E	
1		HORN STROBE	H / S	KITCHEN 104		
1		HORN STROBE	H / S	RECYCLE ROOM		
1		HORN STROBE	H / S	OUTSIDE STORAGE	E 101	
1		HORN STROBE	H / S	CORRIDOR BY 106		
1		HORN STROBE	H / S	CORRIDOR BY BTH 106A		
1		HORN STROBE	H / S	BATH 106		
1		HORN STROBE	H / S	TECH ED 108		
1		HORN STROBE	H / S	CORRIDOR BY 114		
1		HORN STROBE	H / S	CORRIDOR BY 117		
1		EOL	EOL	STAIR ST3.1		
1		STROBE	S	WASHROOM 107		
3		HORN STROBE	H / S	BOILER ROOM	E 102	
4		HORN STROBE	H / S	ELECTRICAL ROOM	E 104	
1		HORN STROBE	H / S	LIBRARY	102	
		HORN STROBE	H / S	SPRINKLER ROOM	E 105	
3.3		HORN STROBE	H / S	MECH ROOM 1	235	
3.3		HORN STROBE	H / S	MECH ROOM 2	235	
3.3		EOL	EOL	MECH ROOM	RM 235	
3.3		HORN STROBE	H / S	CORRIDOR BY STAIRS	2ND NORTH	200E
3.3		HORN STROBE	H / S	CORRIDOR MIDDLE	2ND NORTH	200E
3.3		HORN STROBE	H / S	CORRIDOR END	2ND NORTH	200E

SLC or Zn	Add	Type Code	FlashScan Type	Label	Extended Label	Zone Label
SIGNALS-CONTINUED						
3.3		HORN STROBE	H / S	BATHROOM	2ND NORTH	238
3.3		STROBE	S	ASSIST BATH 143	2ND NORTH	237
3.2		HORN STROBE	H / S	LOBBY	2ND EAST	228A
3.2		HORN STROBE	H / S	ART STORAGE	2ND EAST	230A
3.1		HORN STROBE	H / S	COMM ROOM	2ND EAST	234A
3.2		HORN STROBE	H / S	CORRIDOR BY STAIRS	2ND EAST	200B
3.2		HORN STROBE	H / S	STAFF ROOM	2ND EAST	204
3.2		EOL	EOL	STAFF ROOM	2ND EAST	204
3.2		STROBE	S	STAFF ROOM WASHROOM	2ND EAST	204A
3.1		HORN STROBE	H / S	CORRIDOR STAIRS END	2ND WEST	200C
3.1		EOL	EOL	CORRIDOR STAIRS END	2ND WEST	200C
3.1		HORN STROBE	H / S	CORRIDOR MIDDLE	2ND WEST	200B
3.1		HORN STROBE	H / S	FAMILY STUDIES	2ND WEST	210
3.1		HORN STROBE	H / S	FAMILY STUDIES SHOP	2ND WEST	208
3.1		HORN STROBE	H / S	WASHROOM	2ND WEST	206
3.1		HORN STROBE	H / S	GUIDANCE ROOM	2ND WEST	201
		HORN STROBE	H / S	GYM REAR	1RST EAST	133
		HORN STROBE	H / S	GYM FRONT	1RST EAST	133
		HORN STROBE	H / S	MUSIC RM (STAGE)	1RST EAST	131
		HORN STROBE	H / S	STAGE REAR ROOM	1RST EAST	131A
EXTERIOR HORNS						
		HORN STROBE	H / S	BY SPRINKLER ROOM	EXTERIOR	
		HORN STROBE	H / S	REAR GYM	EXTERIOR	
		HORN STROBE	H / S	REAR GYM SIDE	EXTERIOR	
		HORN STROBE	H / S	REAR BY TECH PRODUCTION	EXTERIOR	
		HORN STROBE	H / S	WEST END	EXTERIOR	
		HORN STROBE	H / S	FRONT STORAGE	EXTERIOR	
		HORN STROBE	H / S	FRONT NORTH	EXTERIOR	
		HORN STROBE	H / S	FRONT NORTH PARKING	EXTERIOR	
		HORN	H	FRONT NORTH WALL	EXTERIOR	SPRINKLER

ADDITIONAL

SLC or Zn	Add	Type Code	FlashScan Type	Label	Extended Label	Zone Label



		MAIN	FACP	MAIN PANEL	
		ANN	ANNUNCIATOR	MAIN PANEL	LED
		ANN	ANNUNCIATOR	FRONT LOBBY	LCD
		ANN	ANNUNCIATOR	FRONT LOBBY	ACTIVE GRAPIC
ZONE 1 RST FLOOR WEST					
L1	D61	SMOKE	ACCLIMATE	STAIR 1.1	BOTTOM OF STAIR
L1	D65	SMOKE	ACCLIMATE	ROOM 110A	ELECTRICAL
ZONE 3 1RST FLOOR NORTH					
L1	M27	PULL STATION	MANUAL	CORRIDOR 100H	STAIRS 1 NTH
L1	D63	SMOKE	ACCLIMATE	CORRIDOR 100H	
ZONE 4 2ND FLOOR WEST					
L2	D71	SMOKE	ACCLIMATE	CORRIDOR 200C	
ZONE 5 2ND FLOOR EAST					
L2	D73	SMOKE	ACCLIMATE	CORRIDOR 200A	
ZONE 6 2ND FLOOR NORTH					
L2	D71	SMOKE	ACCLIMATE	CORRIDOR 200E	
ZONE 7 STAIRWELL ST3					
L1	D69	SMOKE	ACCLIMATE	STAIRWELL 3.1	
ZONE 8 STAIRWELL ST1 - NORTH					
L1	D61	SMOKE	ACCLIMATE	STAIRWELL 1.1	
ZONE 9 STAIRWELL ST4 - EAST					
L2	D75	SMOKE	ACCLIMATE	STAIR 4.2	
SIGNALS					
		HORN STROBE	H / S	CORRIDOR 200 ABOVE STAIR	3 DOOR
		HORN STROBE	H / S	LEARNING CENTER ABOVE	DOOR 145A

Lock Down Devices

SLC or Zn	Add	Type Code	FlashScan Type	Label	Extended Label	Zone Label
		MAIN	LOCKDOWN	MAIN PANEL	RM 138A	U1A-25
		ANN	ANNUNCIATOR	MAIN PANEL	RM 138A	
		ANN	ANNUNCIATOR	RECEPTION 130		
		ANN	ANNUNCIATOR	STAFF LOUNGE 204		
ZONE 1						
1		PUSHBUTTON	MANUAL	107A YOUTH HEALTH		
ZONE 2						
2		PUSHBUTTON	MANUAL	201 GUIDANCE		
ZONE 3						
3		PUSHBUTTON	MANUAL	204 STAFF ROOM		
ZONE 4						
4		PUSHBUTTON	MANUAL	ADMINISTRATION		
4		PUSHBUTTON	MANUAL	LIBRARY 102		
SIGNALS						
1		BOOSTER	SIGNALS	RM 138A U1A-27		
1		BOOSTER	SIGNALS	RM 138A U1A-30		
2		BOOSTER	SIGNALS	RM 234A P2A-52		
3		BOOSTER	P2A-52			
		CIR 1		200E		
		CIR 2		206		
		CIR 3		235		
		CIR 4		238		
1		BOOSTER	U1A-30			
		CIR 1		101A		
		CIR 2		105		
		CIR 3		100A		
		CIR 4		142		

SLC or Zn	Add	Type Code	FlashScan Type	Label	Extended Label	Zone Label
SIGNALS CONTINUED						
2		BOOSTER	U1A-27			
		CIR 1		100H		
		CIR 2		133		
		CIR 3		141A		
		CIR 4		NOT USED		
1ST FLOOR						
		STROBE	STROBE	NORTH 153 HALL	1ST FLOOR	100H
		EOL	EOL	NORTH 153 HALL	1ST FLOOR	100H
		STROBE	STROBE	NORTH 148 HALL	1ST FLOOR	100H
		STROBE	STROBE	NORTH 142 BATH	1ST FLOOR	142
		STROBE	STROBE	NORTH 145 HALL	1ST FLOOR	142
		STROBE	STROBE	NORTH 141A CUSTODIAL	1ST FLOOR	142
		STROBE	STROBE	EAST 139 HALL	1ST FLOOR	142
		STROBE	STROBE	EAST COMMON BY ELEV.	1ST FLOOR	142
		STROBE	STROBE	EAST KITCHEN 103A	1ST FLOOR	101A
		STROBE	STROBE	EAST RECYCLE RM 101A	1ST FLOOR	101A
		STROBE	STROBE	EAST CAFETERIA	1ST FLOOR	101A
		EOL	EOL	EAST CAFETERIA	1ST FLOOR	101A
		STROBE	STROBE	WEST 104 HALL	1ST FLOOR	108
		STROBE	STROBE	WEST BATH 105	1ST FLOOR	101A
		STROBE	STROBE	WEST HALL 110A	1ST FLOOR	108
		STROBE	STROBE	WEST TECH ED 108	1ST FLOOR	108
		STROBE	STROBE	WEST HALL 114	1ST FLOOR	108
		STROBE	STROBE	WEST HALL 115	1ST FLOOR	108
		STROBE	STROBE	GYM LEFT	1ST FLOOR	133
		STROBE	STROBE	GYM RIGHT	1ST FLOOR	133
		STROBE	STROBE	STAGE	1ST FLOOR	133
		EOL	EOL	HALL 135	1ST FLOOR	133

			131 FLOOR	142
	STROBE	STROBE	GYM CHANGE AREA 133D	141A
	STROBE	STROBE	BOILER RM	133
	STROBE	STROBE	SPRINKLER RM	141A
	STROBE	STROBE	ELECTRICAL RM	141A
	STROBE	STROBE	OUTSIDE STORAGE	107A
			2ND FLOOR	
	STROBE	STROBE	WEST HALL 219	206
	EOL	EOL	WEST HALL 219	206
	STROBE	STROBE	WEST HALL 214	206
	STROBE	STROBE	WEST BATH 206	206
	STROBE	STROBE	WEST HALL 204C	233

SLC or Zn	Add	Type Code	Flash Scan Type	Label	Extended Label	Zone Label
				SIGNALS CONTINUED		
		STROBE	STROBE	EAST MAKER COMMONS 200A	2ND FLOOR	233
		STROBE	STROBE	EAST HALL 233	2ND FLOOR	233
		STROBE	STROBE	NORTH MECH 235 RIGHT	2ND FLOOR	238
		EOL	EOL	NORTH MECH 235 RIGHT	2ND FLOOR	238
		STROBE	STROBE	NORTH MECH 235 LEFT	2ND FLOOR	238
		STROBE	STROBE	NORTH BATH 238	2ND FLOOR	238
		STROBE	STROBE	NORTH HALL 239	2ND FLOOR	238
		STROBE	STROBE	NORTH HALL 241	2ND FLOOR	200E
		STROBE	STROBE	NORTH HALL 247	2ND FLOOR	200E
		STROBE	STROBE	STAFF LOUNGE	2ND FLOOR	233
				EXTERIOR		
		STROBE	STROBE	FRONT ENTRANCE	EXTERIOR	100A
		STROBE	STROBE	NORTH FRONT STAIRWELL	EXTERIOR	100H
		STROBE	STROBE	GYM REAR	EXTERIOR	133
		STROBE	STROBE	PARKING FRONT	EXTERIOR	100H
		SIGN	SIGN	MAIN ENT ABOVE ADMIN	EXTERIOR	

EMEREGNCY LIGHTING	TOTAL
Exit Lights	36
Remote Heads	57
Units	40

LOCATION:Elenvale	Device	Device address or circuit number	Annunciation
--------------------------	---------------	---	---------------------

FIRE ALARM PANEL:Edwards FS 502

**LOCATION
MANUAL PULL STATIONS**

1st FLOOR BY MAIN ENTRY	M	1	
1st FLOOR ENTRY BY TROPHY CASE	M	1	
1st FLOOR ENTRY BY GIRLS WASHROOM	M	1	
2nd FLOOR TOP STAIRS BY ROOM 220	M	1	
2nd FLOOR TOP REAR STAIR BY GUIDANCE OFFICE	M	2	
1st FLOOR EXIT BY GYM ENTRANCE	M	2	
1st FLOOR EXIT BY ELECTRICAL ROOM	M	2	

SPRINKLER DEVICES

1st FLOOR BOILER RM SPRINKLER	PS	3	
-------------------------------	----	---	--

NOTIFYING DEVICES

1st FLOOR SOUTH HALLWAY	H/S	SIG 1	
1st FLOOR WEST BY OFFICE	H/S	SIG 2	
1st FLOOR WEST BY ROOM 107	H/S	SIG 2	
1st FLOOR MUSIC RM	H/S	SIG 2	
1st FLOOR NORTH HALLWAY BY RM 110	H/S	SIG 1	
1st FLOOR WOOD SHOP	H/S	SIG 2	
1st FLOOR EAST BY RM 116	H/S	SIG 1	
1st FLOOR EAST BY RM 117	H/S	SIG 2	
1st FLOOR GYM	H/S	SIG 2	
2nd FLOOR NORTH HALLWAY	H/S	SIG 2	
2nd FLOOR EAST BY RM 215	H/S	SIG 2	
2nd FLOOR S/E HALLWAY	H/S	SIG 1	
2nd FLOOR SOUTH HALLWAY	H/S	SIG 1	
2nd FLOOR WEST BY RM 201	H/S	SIG 2	
2nd FLOOR WEST BY RM 204	H/S	SIG 2	

EMERGENCY LIGHTING

L i n e #	EL UNIT Location	Remote Head	Cab. Head	Cov	Bat. VAH
	1st Floor South Hall				

1st Floor Bottom South Stair				
1st Floor West by rm 104				
1st Floor West by rm 106				
1st Floor West by rm 108				6V 12Ah
1st Floor Gym S/E(BY GYM OFFICE)				6V /5Ah
1st Floor Gym S/W				
1st Floor Gym N/E				
1st Floor Gym N/W				
1st Floor Boiler Rm				
1st Floor Music Rm				6V / 5Ah
1st Floor BY MUSIC ROOM				
1st Floor North Hall				
1st Floor Wood Shop				6V / 5Ah
1st Floor N/E Exit				
1st Floor East by gym entry				
1st Floor East by rm 114				6V/12Ah
1st Floor East by rm 116				
1st Floor Male Washroom				
1st Floor Female Washroom				
2nd Floor Top South Stair				
2nd Floor South Hall				6V / 12Ah
2nd Floor West by rm 201				6V / 12Ah
2nd Floor West by rm 202				
2nd Floor West by rm 204				6V / 12Ah
2nd Floor North Hall N/E				
2nd Floor Top North Stair				
2nd Floor North Hall by 206				
2nd Floor Rm 212 Exit				
2nd Floor Rm 211 Exit				
2nd Floor East by rm 215				
2nd Floor East by rm 216				6V /12Ah
2nd Floor East by rm 219				

Beaker Panel # 6 by FACP . Cct # 31 controls units # 1, 2, 3, 4, 5, 12, 13, 15, 16, 17, 18

Breaker Panel # 10 Cct # 8 controls units # 6, 7, 8, 9

Breaker Panel # 4 Cct # 42 controls units # 19, 20, 21, 22, 23, 24, 25, 26, 27, 28, 29, 30, 31

Boiler room (10) , Music room (11) , and Wood shop (14) are not on marked breakers. Need to be checked locally at unit

Fire Door Number or Location

1ST FL BY FACP

1ST FL BY RM 105 / ***Only one side

1ST FL BY RM 110

1ST FL BY RM 110

1ST FL BY INDUSTRIAL ARTS ENTRY

1ST FL BY RM 114 /***Only one side

1ST FL BY GIRLS WASHRM/ TROPHY

2ND FL BY RM 202

2ND FL BY RM 206

2ND FL ACCESS TO RMS 211& 212

2ND FL BY RM 214

2ND FL BY RM 218

3ND FL BY JANITOR RM

2ND FL BY RM 220

		Device	Device address or circuit number	NOTES
LOCATION: Eric Graves Memorial				
FIRE ALARM PANEL: Siemans TXL				
1000				

MANUAL PULL STATIONS				
1	MAIN ENTRANCE	M	Zone #1	
2	BOTTOM OF RAMP	M	Zone #1	
3	EAST EXIT	M	Zone #1	
4	BY ROOM 112 (COMPUTER LAB) Tech	M	Zone #1	
5	2ND FLOOR BY ROOM 214	M	Zone #2	
6	2ND FLOOR BY STAIRS	M	Zone #2	
7	GYM(BY GIRLS LOCKER ROOM)	M	Zone #3	MS-301C
8	GYM(STORAGE LEFT)	M	Zone #3	
9	GYM(STORAGE RIGHT)	M	Zone #3	
SMOKE DETECTORS				
1	EAST STAIRS	S	Zone #2	
2	WEST STAIRS	S	Zone #2	
HEAT DETECTORS				
1	WOODSHOP STORAGE	HT	Zone #1	
2	FAN ROOM 1	HT	Zone #2	
3	FAN ROOM 2	HT	Zone #2	
4	ELECTRICAL ROOM	HT	Zone #4	
5	BOILER ROOM	HT	Zone #5	
DUCT SMOKE DETECTORS				
1	FAN ROOM 1	DS	Zone #6	
2	FAN ROOM 2	DS	Zone #7	
SPRINKLER DEVICES				
1	WOODSHOP STORAGE	PS	Zone #8	
NOTIFYING DEVICES				
1	1ST FLOOR	B	Sig #1	
2	1ST FLOOR	B	Sig #1	
3	1ST FLOOR	B	Sig #1	
4	1ST FLOOR	B	Sig #1	
5	1ST FLOOR	B	Sig #1	
7	GYM	B	Sig #1	
8	COMPUTER ROOM	B	Sig #1	
9	WOODSHOP	B	Sig #1	
10	2ND FLOOR EAST	B	Sig #2	
11	2ND FLOOR EAST	B	Sig #2	
12	2ND FLOOR WEST	B	Sig #2	

END OF LINE RESISTORS					
1	2ND FLOOR WEST	EOL	Sig #2		
2	FAN ROOM 2	EOL	Zone #7		
3	1ST FLOOR	EOL	Sig #1		
4	FAN ROOM 1	EOL	Zone #6		
5	BOILER ROOM	EOL	Zone #5		
6	ELECTRICAL ROOM	EOL	Zone #4		
7	GYM	EOL	Zone #3		
8	EAST EXIT	EOL	Zone #1		
9	2ND FLOOR	EOL	Zone #2		
10	SPRINKLER CAGE	EOL	Zone #8		
EMERGENCY LIGHTING					
#	EL UNIT Location	Head	Head	MOD #	VAH
1	Main Entrance			Combo Unit	6V / 7.2Ah
2	Main Entrance Double Doors			Combo Unit	
3	Main Office				
4	Staff Room				
5	By Room 110			Lumacell	
6	By Room 112			Combo Unit	6V / 4.5Ah
7	East Exit				
8	By Room 215				6V / 7.2Ah
9	By Room 209				6V / 4.5Ah
10	By Room 207				6V / 7.2Ah
11	By Room 201				6V / 7.2Ah
12	Exit by Food Window				
13	Hallway by Room 102				
14	Gym Stage Back Hall				
15	By Room 105 Double Doors				6V / 7.2Ah
16	Exit by Bottom of Ramp				6V / 4.5Ah
17	1st Floor pipe chase rm by trophies				6V / 4.5Ah
18	*Boys Washroom	YES			
19	*Boy's Lockerroom	YES			
20	1st Floor pipe chase rm by trophies				6V / 4.5Ah
21	*Girl's Lockerrroom	YES			
22	*Girls Washroom	YES			
23	2nd Flr Batt Pack in Jani rm by 215				
24	*West Stairs	YES			
25	*By Room 212	YES			
26	*Gym, LEFT OF STAGE	YES			
29	1st Floor pipe chase rm by trophies				12V / 32Ah
30	*Across from Closet	YES			
31	*By 2nd Floor Girls Washroom	YES			
32	*By Room 208	YES			

33	*Middle of Ramp	YES			
34	*Gym	YES			
35	*By Room 104	YES			
36	2nd Floor East Battery Pack				12V / 32Ah
37	*East Stairs	YES			
38	*2nd Floor East Hall	YES			
39	*Top of Ramp	YES			
27	*Electrical Room	YES			
28	*Boiler Room	YES			
29	Bottom of Stairs by 112				
30	Service Room				
31	Service Room				
32	Gym Stage				
33	Back Stage				

FIRE ALARM NOTES AND RECOMMENDATIONS

- 1 6' Ladder Required to Access Heat Detector in Fan Room # 2
- 2 Actually need to stand on AHU to access Heat Detector in Fan Room # 1

	LOCATION: George Bissett	Device	Device address or circuit number
	FIRE ALARM PANEL: Edwards 6500		

MANUAL PULL STATIONS

1	CENTRE HALL EXIT 2ND FLR BY RM 207	M	ZN 01
2	MAIN ENTRY	M	ZN 01
3	GYM EXIT	M	ZN 01
4	HALL 2ND FLOOR BY RM 237	M	ZN 02
5	HALL 2ND FLOOR BY RM 230	M	ZN 02
6	HALL 1ST FLOOR BY RM 115	M	ZN 03
7	HALL 1ST FLOOR BY RM 106(MECH RM)	M	ZN 03
8	BOILER ROOM	M	ZN 05

SMOKE DETECTORS

1	ELECTRICAL ROOM 211	S	ZN 01
2	STAIRWELL BY 230	S	ZN 02
3	STAIRWELL BY 237	S	ZN 02
4	ELEVATOR ROOM	S	ZN 05

DUCT SMOKE DETECTORS

1	GYM FAN ROOM	DS	ZN 01
2	MAIN FAN ROOM 227 IN ROOM 226	DS	ZN 02

HEAT DETECTORS

1	BOILER ROOM	HT	ZN 05
---	-------------	----	-------

NOTIFYING DEVICES

1	BOILER ROOM	B	SIG 1
2	GYM	B	SIG 1
3	HALL 1ST FLOOR	B	SIG 1
4	HALL 1ST FLOOR	B	SIG 1
5	HALL 2ND FLOOR	B	SIG 1
6	HALL 2ND FLOOR	B	SIG 1
7	HALL 2ND FLOOR	B	SIG 1
8	HALL 2ND FLOOR	B	SIG 1
9	MAIN LOBBY	B	SIG 1
10	SOUTH HALL	B	SIG 1

END OF LINE RESISTORS

1	GYM EXIT	EOL	ZN 01
2	HALL 2ND FLOOR BY RM 230	EOL	ZN 02
3	HALL 1ST FLOOR BY RM 115	EOL	ZN 03

4	BOILER ROOM	EOL	ZN 05
5	GYM	EOL	SIG 1

SPRINKLER

	SPRINKLER CONTROL VALVE	SV	9
	SPERINKLER	SV	4

Fire Door Number or Location
FOYER BY MAIN OFFICE
NEAR ENTRY TO GYM
BY ROOM 232
BY ELEVATOR
BY ROOM 107(ELEV MACH RM)

BREAKER: GYM STAGE PANEL C
BREAKER: MECH RM 106
BREAKER PANLES:
CRT 30 LOWER LEVEL BY ELEVATOR
GYM EXIT O/L RIGHT
GYM EXIT O/L LEFT
GYM MIDDLE

		Device	Device address or circuit number	Annunciation
	Location: Harbourview Elem.			
	Fire Alarm Panel: Edwards 6500 Single stage			
	Manual Pull Stations			
1	Gym NorthWest	M	1	
2	Gym SouthEast	M	1	
3	East Hall New by stairs	M	2	
4	North Exit New	M	3	
5	West Exit New By Office	M	5	
6	Exit New North West by Staff Rm	M	4	
7	South Exit New 2nd Floor by Stairs	M	7	
8	North Hall 2nd Floor west by stairs across from Rm 201	M	9	
9	2nd Floor Center by Rm 204	M	8	
10	2nd floor southwest by stairs	M	6	
11	East 1st Floor Existing by Rm 03	M	13	
12	1st Floor west Exit	M	13	
13	1st Floor Excel Child Center Office by Copier	M	13	
14	2nd Floor south hall center by Rm 111	M	14	
15	2nd Floor south hall east across from Rm 115	M	14	
16	2nd Floor Southwest Hall by Storage Rm	M	14	
17	3rd floor south hall west across from Rm 209	M	15	
18	3rd floor south hall center by Supplies Rm	M	15	
19	3rd floor south hall east by Rm 213	M	15	
	Smoke Detectors			
1	Northeast Hall By Rm 104	Si	3	
2	New Hall Southeast Outside Boys Washroom	Si	2	
3	2nd Floor Top of Southeast Stairs	Si	7	
4	2nd Floor Northwest Hallway	Si	8	
5	New Hall South Exit By Rm 101	Si	4	
6	New Hall Southwest Outside Library	Si	5	
7	South Stairs 2nd Floor Exit	Si	6	
8	2nd Floor Northeast top of stairs by Rm 201	Si	9	
9	Sprinkler	FS	16	
	Heat Detectors			
1	Old Boiler Room	HT	16	

2	New Boiler Room	HT	16	
3	Electrical Room Vault	HT	16	
4	Boiler Entry	HT	16	
	Bells			
1	South new building main hall center	B		
2	South outside office	B		
3	south main hall east	B		
4	north main hall east	B		
5	north main hall central	B		
6	north main hall west	B		
7	gym	B		
8	southeast new section library entrance	B		
9	old section 2nd floor east	B		
10	old section 2nd floor central	B		
11	old section 2nd floor west	B		
12	old section 1st floor east	B		
13	old section 1st floor central	B		
14	old section 1st floor west	B		
15	old section 3rd floor east	B		
16	old section 3rd floor central	B		
17	old section 3rd floor west	B		
18	new section se outside girls washroom	B		
19	new section south hall	B		
20	new section south hallway east	B		
21	new section 2nd floor east hallway	B		
22	new section 2nd north hallway east	B		
23	new section 2nd north hallway west	B		

Fire Door Number or Location

- 1ST FLOOR SOUTH HALL, NEW BLDG
- 1ST FLOOR EAST HALL, NEW BLDG
- 1ST FLOOR NORTH HALL, NEW BLDG
- 2ND FLOOR SOUTH HALL, NEW BLDG
- 2ND FLOOR EAST HALL, NEW BLDG
- 2ND FLOOR NORTH HALL, NEW BLDG
- 1ST FLOOR EAST STAIRS, OLD BLDG
- 1ST FLOOR WEST STAIRS, OLD BLDG
- 2ND FLOOR EAST STAIRS, OLD BLDG
- 2ND FLOOR WEST STAIRS, OLD BLDG
- 3RD FLOOR EAST STAIRS, OLD BLDG
- 3RD FLOOR WEST STAIRS, OLD BLDG

EMERGENCY LIGHTING INSPECTION REPORT

Location:Harbour View
EL UNIT Location

Location	# of Heads	Model	C
NEW SECTION STAIRS AT STAFF ROOM		LUMACELL	
NEW SECTION NORTH CTR BY 105		LUMACELL	
NEW SECTION AT 102		LUMACELL	
NEW SECTION SOUTH BY 216		LUMACELL	
NEW SECTION NW STAIR		COMBO	
OLD SECTION 3RD FL EAST BY 208		COMBO	
OLD SECTION 3RD FL WEST 213		COMBO	
NEW SECTION CTR STAIR BY GIRLS W/R		LUMACELL	
OLD SECTION 2ND FLR WEST BY 115		COMBO	
OLD SECTION 2ND FL EAST BY 111		COMBO	
OLD SECTION 3RD FL WEST STAIR TOP		UNIT	
OLD SECTION 3RD FL EAST STAIR TOP		UNIT	
OLD SECTION 1ST FL EXIT @DENTAL		COMBO	
OLD SECTION 1ST FL CTR NEAR 03		COMBO	
OLD SECTION 1ST FL NEAR DENTAL		COMBO	
OLD SECTION AT EXCEL		UNIT	

EXCEL		
NEW SECTION SOUTH BY LIBRARY EXIT EAST		UNIT
NEW SECTION MAIN OFFICE AREA		EMERGILITE
NEW SECTION GYM SOUTHEAST		
NEW SECTION GYM SOUTHWEST		
NEW SECTION NORTHWEST		LUMACELL
NEW SECTION GYM NORTHEAST		
NEW SECTION EAST HALL BY CARETAKER 2ND FL		LUMACELL
NEW SECTION NORTH HALL CENTRE BY 203		LUMACELL
OLD SECTION BOILER ROOM		
LIBRARY EXIT		COMBO
EXCEL OFFICE		COMBO
EXCEL OFFICE BACK		REMOTE
STAIRS NEAR 201		STANPRO
STAIRS BY 217		UNIT
MIDDLE STAIRS		UNIT
STAIRS NEAR LIBRARY		COMBO PACK
EXCEL STAIRS EXIT		COMBO PACK

GYM NORTHEAST

PACK

GYM STAGE

PACK

	LOCATION: Hawthorn	Device	Device address or circuit number
	Fire Alarm Panel: Edwards EST2		
	DEVICES		
	1ST FLOOR		
2	1ST FLR FRONT ENTRY LEFT	MA	221
3	1ST FLR FRONT ENTRY RIGHT	MA	222
4	1ST FLR BACK EXIT	MA	203
5	GYM (BACK EXIT)	MA	204
	GYM (BY STAGE)	MA	205
15	BOILER RM	RHTA	106
6	SPRINKLER GATE VALVE	SV	224
7	SPRINKLER WATER FLOW	PS	214
	2ND FLOOR		
8	2ND FLR LEFT HALL	MA	207
9	2ND FLR RIGHT HALL	MA	208
10	LIBRARY	SA	109
	3RD FLOOR		
11	3RD FLR LEFT STAIRS	SA	112
12	3RD FLR RIGHT STAIRS	SA	113
13	3RD FLR LEFT HALL	MA	210
14	3RD FLR RIGHT HALL	MA	211
	AUDIBLES		
17	GYM	B	SIG 219
	GYM	B	SIG 219
18	1ST FLR LEFT	B	SIG 219
19	1ST FLR RIGHT	B	SIG 219
20	BACK EXIT	B	SIG 219
	BOILER RM and EOL	B	SIG 219
21	2ND FLR FEFT	B	SIG 201
22	2ND FLR RIGHT	B	SIG 201
23	2ND FLR BACK HALL and EOL	B	SIG 201
24	2ND FLR STAFF RM	B	SIG 201
25	3RD FLR LEFT	B	SIG 202

26	3RD FLR RIGHT	B	SIG 202
27	3RD FLR BACK HALL	B	SIG 202

Fire Door Number or Location

1st Floor Left Stairs
1st Floor Right Stairs
1st Floor Front Hall
1st Floor Rear Exit
2nd Floor Left Stairs
2nd Floor Right Stairs
3rd Floor Left Stairs
3rd Floor Right Stairs

Location: Hawthorne

EMERGENCY LIGHTING

	EL UNIT Location	Model	Remote Head	Cover	Bat. VAH 6V , 12AH
1	1ST FLOOR BOILER ROOM			Y	6V , 12AH
2	1ST FLOOR UNDER LEFT STAIRS			Y	6V , 12AH
3	1ST FLOOR UNDER RIGHT STAIRS			Y	
4	1ST FLOOR RIGHT GYM ENTRY		Y		
5	1ST FLOOR RIGHT GYM EXIT	Combo Ready Light plus Exit	Y		
6	1ST FLOOR LEFT GYM ENTRY	Combo Ready Light plus Exit	Y		
7	1ST FLOOR LEFT GYM EXIT	Combo Ready Light plus Exit	Y		
8	1ST FLOOR RIGHT STAIRWELL		Y		
9	1ST FLOOR LEFT STAIRWELL		Y		
10	RIGHT STAIRS FROM MAIN ENTRY		Y		

11	LEFT STAIRS FROM MAIN ENTRY		Y		
12	2ND FLOOR BY ROOM 10		Y		
13	2ND FLOOR BY ROOM 10		Y		
14	2ND FLOOR BY OFFICE	Combo Ready Light plus Exit	Y		
15	2ND FLOOR BY OFFICE		Y		
16	2ND FLOOR BY LIBRARY		Y		
17	3RD FLOOR STAIRWELL FROM LEVEL 2 (LEFT STAIRS)		Y		
18	3RD FLOOR STAIRWELL FROM LEVEL 2 (LEFT STAIRS)		Y		
19	3RD FLOOR STAIRWELL FROM LEVEL 2 (RIGHT STAIRS)		Y		
20	3RD FLOOR STAIRWELL FROM LEVEL 2 (RIGHT STAIRS)		Y		
21	3RD FLOOR BY COMPUTER RM	Combo Ready Light plus Exit	Y		

		Device	Device address or circuit number
	LOCATION: Ian Forsyth		
	Fire Alarm Panel: Edwards EST 2		
MANUAL PULL STATIONS			
1	GYM LEFT EXIT	MA	207
2	GYM RIGHT EXIT	MA	205
3	BY JANITOR'S RM 113	MA	204
4	MAIN ENTRANCE	MA	203
5	WEST HALL BY RM 134	MA	
6	BY ROOM 121	MA	211
7	BY ROOM 144	MA	210
8	SECOND FLOOR NORTH EXIT BY RM 208	MA	
9	GYM RIGHT EXIT BY JANITOR'S ROOM	MA	
10	BY ROOM 200	MA	209
11	INSIDE GYM	MA	206
SMOKE DETECTORS			
1	HALL BY MUSIC ROOM	SA	105
2	HALL EXIT BY ROOM 122	SA	101
3	GYM EXIT BY ROOM 125	SA	102
4	CENTER HALL	SA	103
5	BY JANITOR'S ROOM	SA	106
6	BY LIBRARY	SA	107
7	EXIT BY ROOM 144	SA	109
8	STAIRWAY EXIT BY ROOM 200	SA	110
9	SPRINKLER ROOM	SV	214
10	STAIR BY ROOM 208	SA	108
11	TEACHERS WORK SHOP	SA	104
HEAT DETECTORS			
1	FURNACE ROOM	RHTA	112
2	KITCHEN IN GYM	H	111
SPRINKLER DEVICES			
1	SPRINKLER ROOM	PS	215
2	SPRINKLER ROOM	SV	214
NOTIFYING DEVICES			
1	GYM	B	SIG 1
2	MAIN ENTRANCE	B	SIG 1

3	MAIN CORRIDOR NORTH	B	SIG 1
4	MAIN CORRIDOR NORTH	B	SIG 1
5	FIRST FLOOR	B	SIG 1
6	SECOND FLOOR	B	SIG 1

EMERGENCY LIGHTING

Line #	EL UNIT Location	Remote Head	Cab. Head	Bat. VAH
PANEL "B" , BY RM 116 ,CCT # 23				
1	MAIN ENTRANCE			
2	OUT SIDE RM 104			
3	BY ROOM 117			
4	BY ROOM 119			
PANEL "B", BY RM 138, CCT#24				
5	BY ROOM 141			
	GIRLS WASHROOM 142	YES		
	BOYS WASHROOM 139			
6	ABOVE ROOM 108			
	GIRLS WASHROOM 106	YES		
	BOYS ROOM 111	YES		
PANEL "D", IN GYM ,CCT#4&15				
7	CORR BY ROOM 125	YES		
	BOYS ROOM 125			
	GIRLS ROOM 123			
8	GYM ENTRY LEFT(IN CORR)			
9	GYM ENTRY RIGHT(IN CORR)			
10	GYM ENTRY LEFT			
11	GYM ENTRY RIGHT			
12	GYM EXIT			
PANEL "A", BY RM 128, CCT#23				
	BY RM 127			6V 7AH
	BY RM 131			
	BY ROOM 135			
	BY ROOM 137			
PANEL "A", BY RM 201, CCT#27				
	BY ROOM 202			
	INDEPENDENT			
	2ND FLOOR JANITOR RM206			6V 12AH
	TOP OF STAIRS	YES		
	TOP OF STAIRS	YES		
	1ST FLOOR JANITOR RM141	UNIT		6V 12AH
	BOTTOM OF STAIRS	YES		

	BOYS WASHROOM 1ST FLOOR	YES		
	GIRLS WASHROOM 1ST FLOOR	YES		
	BOILER ROOM			6V 5AH

		Device	Device address or circuit number	Annunciation
LOCATION:John MacNeil				
Fire Alarm Panel: Edwards 6616				
DEVICES				
1	MAIN ENTRY	M	ZONE # 1	
2	WEST EXIT	M	ZONE # 1	
3	EAST EXIT	M	ZONE # 1	
4	EAST EXIT	EOL	ZONE # 1	
5	GYM NORTH EXIT	M	ZONE # 2	
6	GYM ENTRY WEST	M	ZONE # 2	
7	GYM ENTRY EAST	M	ZONE # 2	
8	GYM NORTH EXIT	EOL	ZONE #2	
9	SPRINKLER ROOM	PS	ZONE # 3	
10	SPRINKLER ROOM	EOL	ZONE # 3	
BELLS				
11	MAIN ENTRY	B	SIG # 2	
12	MAIN CORRIDOR	B	SIG # 2	
13	REAR CORRIDOR	B	SIG # 1	
14	GYM	B	SIG # 1	
15	GYM NORTH EXIT	B	SIG # 1	
16	GYM NORTH EXIT	EOL	SIG # 1	
17	EAST HALL BY ROOM # 6	EOL	SIG # 2	
Fire Door Location				
West hall				
East gym exit				
West gym exit				
LOCATION:John MacNeil				

EMERGENCY LIGHTING INSPECTION REPORT

EMERGENCY LIGHTING INSPECTION REPORT

Line #	EL UNIT Location	Rem ote Head	Cab. Head	C over	Remarks	Bat. VAH	Manuf.
1	Main Lobby			Y	panel B	6V / 7AH	Emergi - Lite

2	Main Lobby Entry			Y	panel B	6V / 7AH	Emergi - Lite
3	West hall			Y	panel B	6V / 7AH	Emergi - Lite
4	WEST HALL BY WASHROOMS			Y	panel B	6V / 7AH	Emergi - Lite
5	WEST EXIT			Y	panel B	6V / 7AH	Emergi - Lite
6	East Hall			Y	panel B	6V / 7AH	Emergi - Lite
7	EAST EXIT			Y	panel B	6V / 7AH	Emergi - Lite
8	Gym Entry West			Y	panel D	6V / 7AH	Emergi - Lite
9	Gym Entry East			Y	panel D	6V / 7AH	Emergi - Lite
10	Gym West			Y	panel D	6V / 7AH	Emergi - Lite
11	Gym North Exit			Y	panel D	6V / 7AH	Emergi - Lite
12	Gym East			Y	panel D	6V / 7AH	Emergi - Lite

LOCATION:John Martin Jr.	Device	Correctly installed	Requires service	Alarm confirmation	Sensitivity reading	Device address or circuit number	Annunciation	NOTES
Fire Alarm Panel: Edwards FS								

Location Description	Device	Model	Address	Zone / Circuit #
----------------------	--------	-------	---------	------------------

IK FORSYTHE BUILDING

ELECTRICAL ROOM @ FIRE PANEL	RHT	281A		1
2ND FLOOR ADJ. ROOM 29	M	270-SPO		1
2ND FLOOR ADJ. ROOM 25	M	270-SPO		1
PRINCIPAL SECURITY	RHT	CR135	UPSTAIRS	1
ROOM 22 REAR PRINCIPAL	RHT	CR135	UPSTAIRS	1
STAFF ROOM UPSTAIRS	RHT	281A		1
ROOM 24A	RHT	CR135		1
1ST FLOOR ADJ. STORAGE	M	270-SPO		2
1ST FLOOR STORAGE	RHT	CR135		2
STORAGE IN DAYCARE	RHT	CR135		2
SPRINKLER ROOM	RHT	CR135		2
BY ENTRANCE TO BREEZEWAY	M	270PO		2
JANITORS CLOSET	RHT	CR135		2
LOWER CORRIDOR BY ROOM 24	M	2705PO		2
DAYCARE	M	270-SPO		2

JOHN MARTIN BUILDING

BY BREEZEWAY	M	270-SPO		4
--------------	---	---------	--	---

TOP STAIR ADJ. 202	S	ESC TYPE		6
TOP STAIR ADJ. 202	M	270-SPO		4
TOP ELEVATOR SHAFT	S	ESC TYPE		5
TOP STAIR BY 208	M	270-SPO		4
TOP STAIR BY 212	M	270-SPO		4
MAIN ENTRANCE	M	270-SPO		4
EXIT BACK BY GYM	M	RES-301C		4
ELEVATOR MECH RM	S	ESC TYPE		6

NOTIFYING DEVICES	B 6"			
2ND FLOOR EXISTING BUILDING	B 6"	SIG2		
2ND FLOOR BY FOUNTAIN	B 6"	SIG2		
2ND FLOOR BY WASHROOM	B 6"	SIG2		
2ND FLOOR BY ROOM 205	B 6"	SIG2		
BY ROOM 213	B 6"	SIG2		
NEW SECTION CONTINUING EDUCATION	B 6"	SIG1		
1ST FLOOR INDUSTRIAL ARTS	B 6"	SIG1		
OUTSIDE INDUSTRIAL ARTS	B 6"	SIG1		
BY HOME ECONOMICS	B 6"	SIG1		
GYM MAIN ENTRANCE	B 6"	SIG1		

FLOW SWITCH SPRINKLER RM FORSYTHE	FS			3
-----------------------------------	----	--	--	---

EMERGENCY LIGHTING NOTES AND RECOMMENDATIONS

EMERGENCY LIGHTS IN ELECTRICAL PANEL BEHIND STAGE, CCTS # 11 & # 15 , 2ND FLOOR ELECTRICAL
PANEL BY ROOM # 202 , CCT # 40, ALL JOHN MARTIN.
DAY CARE OFFICE CCT # 27 / ALL IK FORSYTHE .

	LOCATION: JOSEPH GILES	Device	Device address or circuit number
	FIRE ALARM PANEL: Edwards 6500		
	HALL WEST	M	Zone #1
	FRONT ENTRANCE	M	Zone #1
	GYM	M	Zone #1
	JANITORS ROOM WEST	RHT	Zone #1
	HALL SOUTH	M	Zone #2
	JANITORS ROOM SOUTH	RHT	Zone #2
	LIBRARY STORAGE	RHT	Zone #2
	FAN ROOM	DS	Zone #2
	HALL NORTH	M	Zone #3
	JANITORS ROOM NORTH	RHT	Zone #3
	BOILER ROOM	M	Zone #4
	BOILER ROOM	HT	Zone #4
	ELECTRICAL ROOM	S	Zone #4
	BOILER ROOM	PS	Zone #5
	BOILER ROOM	TS	Zone #5
	UPPER HALL	FS	Zone #6
	UPPER HALL	TS	Zone #6
	BOILER ROOM	B	Sig #1
	HALL SOUTH	B	Sig #1
	HALL NORTH	B	Sig #1
	CENTER HALL	B	Sig #1
	WEST END	B	Sig #1
	WEST END	B	Sig #1
	GYM	B	Sig #1
	BY MAIN OFFICE		
	BY STAGE?		

EMERGENCY LIGHTING							
Line #	EL UNIT Location	Remote Head	Bat. VAH	Manuf.			
1	Main Entrance		6V, 7Ah	Emergi-Lite, 6 JML 36			
2	*Main Entrance	Y					
3	West Hall		6V, 7Ah	Emergi-Lite, 6 JML 36 S6			
4	Gym	Y		Emergi-Lite, 6 JML 36			
5	Center Hall		6V, 7.2A	Emergi-Lite, 6JML36			

6	Center Hall Battery Pack			6V, 7Ah	Emergi-Lite, 6 JML 36
7	*Girls Washroom		Y		
8	*Boys Washroom		Y		
9	South Hall			6V, 7.2A	Lumacell, RG36A
10	North Hall			6V, 7.2A	Lumacell, RG36A
11	Boiler Room			6V, 7.2A	Emergi-Lite, 6 JML 36
12	Gym Stage				
Fire Door Number or Location					
By classroom 3					
By classroom 9					
By main office					
By stage					

	LOCATION: Michael Wallace	Device	Device address or circuit number
--	----------------------------------	---------------	---

FIRE ALARM PANEL: Edwards FS

MANUAL PULL STATIONS

1	1ST FLOOR BY ROOM 30	M	ZONE 5
2	1ST FLOOR BY ROOM 18	M	ZONE 5
3	2ND FLOOR BY ROOM 15 (library)	M	ZONE 4
4	MAIN ENTRANCE mid stair	M	ZONE 4
5	NORTH EAST STAIR EXIT	M	ZONE 4
6	GYM EXIT LEFT SIDE STAGE	M	ZONE 2

HEAT DETECTORS

1	KITCHEN IN GYM	RHT	ZONE 5
2	1ST FLOOR STORAGE ROOM IN GYM	RHT	ZONE 5
3	1ST FLOOR JANITORS ROOM / SPRINKLER ROOM	RHT	ZONE 5
4	2ND FLOOR JANITORS ROOM BY GIRLS WASHROOM	RHT	ZONE 5
5	2ND FLOOR STORAGE ROOM BY BOYS W/R	RHT	ZONE 5
6	1ST FLOOR STORAGE IN BOYS WASHROOM	RHT	ZONE 5
7	BOILER ROOM	HT	ZONE 3
8	BOILER ROOM	HT	ZONE 3
9	VICE PRINCIPAL OFFICE	RHT	ZONE 4
10	STAFF KITCHEN	RHT	ZONE 4
1	ROOM 29A	RHT	ZONE 5

SPRINKLER DEVICES

1	SPRINKLER ALARM	FSP	ZONE 1 or 13
---	-----------------	-----	--------------

NOTIFYING DEVICES

1	1ST FLOOR BY ROOM 15	B	SIG 1
2	1ST FLOOR BY ROOM 13	B	SIG 1
3	1ST FLOOR BY ROOM 10	B	SIG 1
4	GYM	B	SIG 1
5	GYM EXIT	B	SIG 1
6	2ND FLOOR BY FACP	B	SIG 2
7	2ND FLOOR BY OFFICE	B	SIG 2
8	2ND FLOOR BY ROOM 8	B	SIG 2

END OF LINE RESISTORS

1	1ST FLOOR BY ROOM 15	EOL	
2	2ND FLOOR BY ROOM 15 (library)	EOL	SIG 2
3	GYM REAR EXIT	EOL	ZONE 2
4	SPRINKLER ROOM ENTRY / RM # 22	EOL	ZONE 1
5	BOILER ROOM	EOL	ZONE 3
6	GYM EXIT	EOL	SIG 1

EMERGENCY LIGHTING

Line #	EL UNIT Location	Cab. Head	MOD #	Manuf.
1	2nd Floor Main Entrance	Y	HX S W 3 R120	Lithonia,
2	2nd Floor BY FIRE PANEL	Y	HX S W 3 R120	Lithonia,
3	2nd Floor Hall BY BOYS WASHROOM	Y	06DEL3 6	Emergi-Lite
4	2nd Floor BY LIBRARY	Y	HX S W 3 R120	Lithonia,
5	1st Floor BY GYM ENTRY	Y	HX S W 3 R120	Lithonia,
7	1st Floor BY ROOM 16	Y	HX S W 3 R120	Lithonia,
8	Gym	Y	HX S W 3 R120	Lithonia,
9	By room 24	Y		
9	Gym	Y	HX S W 3 R120	Lithonia,
10	PORTABLE		Exit Combo	
11	PORTABLE		Exit Combo	

Fire Door Number or Location

UPPER FL BY TEACHER'S LOUNGE
UPPER FL BY MAIN OFFICE
UPPER FL BY LIBRARY
1ST FL BY ROOM 28
1ST FL BY ROOM 26 /NE STAIRWELL
1ST FL BY FURNACE RM

	LOCATION: Mount Edward	Device	Device address or circuit	
--	-------------------------------	---------------	----------------------------------	--

FIRE ALARM PANEL: Simplex 4010

Devices

2	FRONT ENTRANCE	M	M1-1	
3	SOUTH WING EXIT	M	M1-3	
4	ENTRANCE BY GYM SOUTH	M	M1-2	
5	NORTH HALL EXIT BY ROOM 1	M	M1-5	
6	SOUTH HALL TO GYM	M	M1-4	
7	TEACHERS ROOM	HT	M1-12	
8	JANITOR CLOSET BY WASHROOMS	HT	M1-10	
9	JANITOR CLOSET BY OFFICE	HT	M1-11	
12	BOILER ROOM	M	M1-8	
13	BOILER ROOM	HT	M1-9	
16	GYM EXIT	M	M1-7	
17	SOUTH CENTER EXIT	M	M1-6	

Signals

21	BOILER ROOM	B	SIG 1	
22	BY ROOM 5	B	SIG 1	
23	BY COMPUTER LAB	B	SIG 1	
24	BY CARETAKERS OFFICE	B	SIG 1	
25	GYM	B	SIG 1	
26	BY ROOM 5	EOL	SIG 1	
28	BY ROOM 12	B	SIG 2	
29	BY ROOM 12	EOL	SIG 2	

EMERGENCY LIGHTING

Line #	EL UNIT Location	Remote Head	Cab. Head	Manuf.
1				
2	BY CARETAKERS OFFICE			Lite,
3	By Room 15			RG36-
4	By Room 11			Lite,
5	Boys Washroom			RG36
6	Girls Washroom			RG36
7	By Milk Fridge			Lite,
8	Main Entrance			RG36-
9	Boiler Room			Lite,

10	Gym North			RG36-
11	Gym South			RG36-
12	Gym Exit Doors			RG36-
13	Exit By Art Storage			Lite,
14	Boys Washroom			RG36
15	Girls Washroom			RG36
16	By Room 8			Lite,
17	By Room 6			M636
18	By Room 1			RG36-
19	By Computer Lab			Lite,

Fire Door Number or Location
BY READING RESOURCE CENTER
NORTH END EXIT
SOUTH END EXIT
BY JANITORS OFFICE

LOCATION: Oceanview	Device	Device address or circuit number
FIRE ALARM PANEL: Simplex 4007		

MANUAL PULL STATIONS

1	2ND FLOOR BY 211	M	ZONE 1
2	2ND FLOOR BY 217	M	ZONE 1
3	2ND FLOOR BY 201	M	ZONE 1
4	1ST FLOOR MAIN ENTRY BY OFFICE	M	ZONE 2
5	1ST FLOOR BY LIBRARY	M	ZONE 2
6	1ST FLOOR BACK EXIT BY 110	M	ZONE 2
7	BY ROOM 102 BACK EXIT	M	ZONE 2
8	BY ROOM 107	M	ZONE 2
9	EXIT BY 124	M	ZONE 2
10	GYM BY KITCHEN	M	ZONE 3
11	GYM LEFT OF STAGE	M	ZONE 3
12	GYM	M	ZONE 3
13	BOILER ROOM	M	ZONE 4

SMOKE DETECTORS

1	ELEV MECH ROOM	S	ZONE 11
2	ELECTRICAL ROOM	S	ZONE 5
3	STAIRS 252	S	ZONE 6
4	ELEVATOR SHAFT	S	ZONE 7
5	STAIRS 251	S	ZONE 8
6	STAIRS 250	S	ZONE 9

DUCT SMOKE DETECTORS

1	MECH ROOM 220	DS	ZONE 10
---	---------------	----	---------

HEAT DETECTORS

1	FAN ROOM #1	RHT	ZONE 1
2	JANITOR BY BOY'S WASHROOM EAST	RHT	ZONE 1
3	JANITOR BY BOY'S WASHROOM WEST	RHT	ZONE 1
4	ART ROOM STORAGE	RHT	ZONE 1
5	RM 216	RHT	ZONE 1
6	OLD GUIDANCE RM BY MAIN OFFICE	RHT	ZONE 2
7	ROOM 217	RHT	ZONE 1
8	GYM STORAGE	RHT	ZONE 2
9	ROOM 123	RHT	ZONE 2
10	BOILER ROOM	RHT	ZONE 2
11	BACK STAGE STORAGE BOTT RAMP	RHT	ZONE 2

12	KITCHEN/REAR OFFICE	RHT	ZONE 2
13	MUSIC ROOM STORAGE	RHT	ZONE 2
14	LIBRARY STORAGE	RHT	ZONE 2
15	JANITOR'S ROOM 121	RHT	ZONE 2
16	CARETAKER'S OFFICE RM 108	RHT	ZONE 5
17	FAN ROOM #2	RHT	ZONE10
18	ROOM 222	RHT	ZONE 10
19	MECH ROOM 220	RHT	ZONE 10
20	RM 208	RHT	ZONE 10

END OF LINE RESISTORS

1	2ND FLOOR BY RM # 201 PULL STATION	EOL	ZONE 1
2	EXIT BY RM # 124	EOL	ZONE 2
3	IN GYMNASIUM KITCHEN	EOL	ZONE 3
4	BOILER ROOM BY PULL STATION	EOL	ZONE 4
5	IN ELECTRICAL ROOM	EOL	ZONE 5
6	STAIRWELL BY RM # 256 WEST SIDE	EOL	ZONE 6
7	2ND FL RM # 217 FOR ELEVATOR SHAFT SMO	EOL	ZONE 7
8	STAIRWELL BY RM # 251 MAIN STAIRWELL	EOL	ZONE 8
9	STAIRWELL BY RM # 250 EAST SIDE	EOL	ZONE 9
10	1INSIDE OF ROOM # 208	EOL	ZONE 10
11	1ST FL BY ELEVATOR-SPRINKLER PIT	EOL	ZONE 11
12	BOILER ROOM BY SPRINKLER TREE	EOL	ZONE 12
13	KITCHEN BY HOOD SUPPRESSION EQUIP	EOL	ZONE 13
14	2ND FL RM # 217 FOR ELEVATOR SHAFT VALV	EOL	ZONE 14
15	FACP STATES 1ST FL SPRINK VALVE PIT	EOL	ZONE 15
16			ZONE 16
17	2ND FL BY WEST SIDE STAIRWELL	EOL	SIG # 1
18	2ND FL FAN ROOM # 1	EOL	SIG # 2

NOTIFYING DEVICES

1	HALL BY 110	B	SIG # 2
2	HALL BY112	B	SIG # 1
3	MAIN ENTRANCE	B	SIG # 2
4	HALL BY 121	B	SIG # 1
5	HALL BY 127	B	SIG # 1
6	BOILER ROOM	B	SIG # 2
7	HALL BY 105	B	SIG # 1
8	HALL BY MUSIC ROOM	B	SIG # 1
9	HALL BY 201	B	SIG # 2
10	FAN ROOM #1	B	SIG # 2
11	BY 210	B	SIG # 1
12	GYM LOBBY	B	SIG # 2
13	HALL BY 222	B	SIG # 2
14	FAN ROOM #2	B	SIG # 1

15	HALL BY 209	B	SIG # 2
16	HALL BY 218	B	SIG # 1
17	GYM NORTH	B	SIG # 1
17	GYM SOUTH	B	SIG # 2
18	HALL BY 205	B	SIG # 1
19	HALL BY 214	B	SIG # 2
20	HALL BY ROOM # 107	B	SIG # 1

FIRE ALARM NOTES AND RECOMMENDATIONS			
1	IMPORTANT: DISCONNECT NORMALLY OPEN RELAY CONTACTS TO PREVENT KITCHEN OVENS FROM SHUTTING DOWN AND FIRE DOORS FROM CLOSING DURING SILENT TESTING.		

Fire Door Number or Location
TOP OF STAIR BY 211
TOP OF STAIR BY 217
TOP OF STAIR BY 210
BY LIBRARY

EMERGENCY LIGHTING				
Line #	EL UNIT Location	Remote Head	Cab. Head	Manuf.
PANEL 1105, IN HALL BY BOILER ROOM, CCT # 18				
1	BOILER ROOM		Y	EMERGI-LITE
2	OLD SECTION HALL BY BOILER RM.		Y	EMERGI-LITE
3	OLD SECTION HALL BY 124		Y	EMERGI-LITE
4	GIRLS WASHROOM BY 121		Y	EMERGI-LITE
5	BOYS WASHROOM BY 121		Y	EMERGI-LITE
Panel 1101, by rm 112, cct # 10.				
6	CENTER LOBBY		Y	EMERGI-LITE
7	BY CLASSROOM 112		Y	EMERGI-LITE
8	GYM BY GYM OFFICE		Y	EMERGI-LITE
10	GYM STAGE		Y	EMERGI-LITE
11	MAIN STAIRS		Y	EMERGI-LITE
Panel 1107, by the kitchen, cct # 9.				
9	GYM REAR EXIT		Y	EMERGI-LITE
12	ELECTRICAL ROOM		Y	EMERGI-LITE
13	GYM ENTRANCE		Y	EMERGI-LITE
14	GYM BY KITCHEN		Y	EMERGI-LITE

15	LEARNING CENTRE		Y	EMERGI-LITE
16	BOYS LOCKER ROOM		Y	EMERGI-LITE
17	BY ELECTRICAL ROOM		Y	EMERGI-LITE
18	BY KITCHEN		Y	EMERGI-LITE
19	KITCHEN		Y	EMERGI-LITE
Panel 1201, in Janitor's rm, by 201, cct # 11.				
20	RIGHT REAR STAIRS BY RM 201		Y	EMERGI-LITE
21	BY CLASSROOM 203		Y	EMERGI-LITE
22	GIRLS WASHROOM BY 203		Y	EMERGI-LITE
23	BOYS WASHROOM BY 203		Y	EMERGI-LITE
25	BY CLASSROOM 209		Y	EMERGI-LITE
Panel 1202, in Janitor's Rm, by 210, Cct # 13.				
27				
28	BOYS WASHROOM BY RM 210		Y	EMERGI-LITE
	GIRLS WASHROOM BY RM 210		Y	EMERGI-LITE
Panel 1202, in Janitor's Rm, by 210, Cct # 19.				
24	LEFT REAR STAIRS BY RM 210		Y	EMERGI-LITE
26	BY CLASSROOM 212		Y	EMERGI-LITE
29	BY ART ROOM		Y	EMERGI-LITE

	LOCATION: Dartmouth Operations	Device	Device address or circuit number	Annunciation	NOTES
--	--------------------------------	--------	----------------------------------	--------------	-------

Panel: Simplex Model: 400U - Single stage operation

MANUAL PULL STATIONS					
-----------------------------	--	--	--	--	--

1	BY ROOM 3	MA	M1-1	P	
2	BY FIRE PANEL	MA	M1-2	P	
3	REAR EXIT	MA	M1-3	P	
4	MUSIC ROOM EXIT	MA	M1-4	P	
5	BOTTOM OF STAIRS BY FIRE PANEL(LEFT)	MA	M1-5	P	
6	BOTTOM OF STAIRS BY FIRE PANEL(RIGHT)	MA	M1-6	P	
7	STORAGE ROOM EXIT	MA	M1-7	P	
8	BOTTOM OF STAIRS BY MAIN ENTRANCE	MA	M1-8	P	
9	BOILER ROOM	MA	M1-9	P	
10	TOP OF STAIRS MAIN ENTRY	MA	M1-12		
11	PLAN'S ROOM	MA	M1-13		

SPRINKLER DEVICES					
--------------------------	--	--	--	--	--

1	SPRINKLER MAIN FLOW	FSP	M1-10	P	
---	---------------------	-----	-------	---	--

NOTIFYING DEVICES					
--------------------------	--	--	--	--	--

1	IN PRESENTERS ROOM	K	SIG 1		
2	BY ROOM 4	K	SIG 1		
3	BASEMENT, BY SMALL BAND ROOM	K	SIG 1		
4	BASEMENT, BY BOILER RM	K	SIG 1		
5	BY INSTRUMENT COORDINATOR	K	SIG 1		
6	LIBRARY SERVICES	K	SIG 1		
7	REAR OF BIG BAND ROOM	K	SIG 1		
8	BY RECEPTION	K	SIG 1		

EMERGENCY LIGHTS					
-------------------------	--	--	--	--	--

Line #	EL UNIT Location	Bat. VAH	MOD #	Serial #	Manuf.
1	BY ROOM 3	6V 7.2AH			EMERGI-LITE
2	LARGE BAND ROOM	6V 7.2AH			EMERGI-LITE

3	LARGE BAND ROOM EXIT				EMERGI-LITE
4	SMALL BAND ROOM(BLUE)				EMERGI-LITE
5	STAIR BY SM BAND ROOM				EMERGI-LITE
6	BOTT STAIR BY SM BAND RM				EMERGI-LITE
7	LIBRARY SERVICES	6V 7.2AH			EMERGI-LITE
8	LIBRARY SERV STORAGE	6V 7.2AH			EMERGI-LITE
9	CELLO ROOM				EMERGI-LITE
10	BY CELLO ROOM				EMERGI-LITE
11	BOTT STAIR BY ELEC RM left				EMERGI-LITE
12	BOTT STAIR BY ELEC RM right				EMERGI-LITE
13	HALL BY BOILER ROOM				EMERGI-LITE
14	STORAGE ROOM #1				EMERGI-LITE
15	STORAGE ROOM #2				EMERGI-LITE
16	ENTRANCE BY FIRE PANEL				EMERGI-LITE
17	BY FIRE PANEL				EMERGI-LITE
18	HALL BEHIND PRESENT RM				EMERGI-LITE
19	RECEPTION	6V 7.2AH			EMERGI-LITE
20	MAIN ENTRY TOP STAIRS				EMERGI-LITE
21	MAIN ENTRANCE	6V 7.2AH			EMERGI-LITE
22	IN PRESENTER'S ROOM	6V 7.2AH			EMERGI-LITE
23	BY CONFERENCE ROOM				EMERGI-LITE
24	IN FULLERTON ROOM	6V 7.2AH			EMERGI-LITE
25	ROOM BEHIND RECEPTION				EMERGI-LITE
	BOILER ROOM				

LOCATION: Prince Andrew	Device	Device address or circuit	Annunciation
--------------------------------	---------------	----------------------------------	---------------------

ALARM PANEL:Edwards EST 2

VOCATIONAL SCHOOL EXIT	M	214	
ACROSS FROM GYM	M	213	
BY RM 119	M	212	
BY RM 114	M	210	
ENTRANCE AREA BY PHONES	M	223	
BY RM 118	M	207	
BY RM 121	M	206	
BY RM 124	M	205	
OUTSIDE CAFETERIA	M	204	
WORKSHOP 124	M	239	
1ST FL. NORTH WING MECH. RM.	M	224	
1ST FL. EXIT TO OFFICE	M	249	
1ST FL. MAIN ENTRY	M	248	
EXIT TO QUAD	M	221	
INSIDE NEW GYM	M	211	
MAIN ELECTRICAL RM (GYM STORAGE AREA)	S	118	
JANITOR STORE ROOM UNDER STAIRS	S	108	
1ST FL.NORTH WING MECH RM	S	120	
1ST FL.NORTH WING MECH RM DUCT	DS	119	
KITCHEN	RHT	117	
EQUIPMENT RM	HT		
1ST FL.NORTH WING MECH RM	RLY	225	

TOP OF MAIN STAIRS	M	220	
BY RM 214	M	215	
BY RM 218	M	216	
BY RM 225	M	217	
ACROSS FROM RM 229	M	218	
BY LIBRARY HALL	M	219	
EXIT , RIGHT STAGE AUDITORIUM	M	209	
EXIT , LEFT STAGE AUDITORIUM	M	208	
WORKSHOP 124	M	239	
BY ROOM 210	S	116	
BY RM 211	S	115	
STAFF LOUNGE,2ND FLOOR	S	113	
BY BOYS WASHROOM, 2ND FLOOR	S	114	

ELEVATOR SHAFT	S		
STORAGE RM LEFT, AUDITORIUM	S	109	
STORAGE RM RIGHT, AUDITORIUM	S	111	
CURTAIN MOTOR ROOM, AUDITORIUM	S	110	
Hall by STAIRWELL 3	S	126	
1ST FLOOR HOTWATER STORE ROOM	S	104	
ELECTRICAL ROOM 3 160	S	122	
1ST FLOOR ELECTRICAL ROOM ADJ. JANITORS CLOSET	S	121	
FOOTBALL STORAGE RM.	S	105	
FOOTBALL STORAGE RM.	S	110	
MECH. ROOM 1ST FLOOR CENTRE	RHT	103	

BY RM 109	B	SIG 1	
BY RM 104	B	SIG 1	
ACROSS FROM GYM	B	SIG 1	
BY RM 119	B	SIG 1	
BY RM 114	B	SIG 1	
ENTRANCE BY PHONES	B	SIG 1	
BY RM 116	B	SIG 1	
BY RM 118	B	SIG 1	
BY RM 121	B	SIG 1	
BY RM 124	B	SIG 1	
OUTSIDE CAFETERIA	B	SIG 1	
BY 1986 CLASS PLAQUE	B	SIG 1	
GYM A	B	SIG 1	
GYM B	B	SIG 1	
AUDITORIUM	B	SIG 1	
AUDITORIUM	B	SIG 1	
BY RM 210	B	SIG 2	
BY RM 204	B	SIG 2	
BY RM 212	B	SIG 2	
BY RM 214	B	SIG 2	
BY RM 218	B	SIG 2	
BY RM 221	B	SIG 2	
BY RM 225	B	SIG 2	
ACROSS FROM RM 229	B	SIG 2	
OUTSIDE SCIENCE DEPT	B	SIG 2	
ACROSS FROM RM 232	B	SIG 2	
BY FIRE PANEL FRONT ENT.	B	SIG 2	

OUTSIDE CAFETERIA	EOL	SIG 1	
BY RM 214	EOL	SIG 2	

SPRINKLER DEVICES

1ST FLOOR NORTH SUPERVISORY	GV	228
1ST FLOOR NORTH	FLOW	229
2ND FLOOR SPRINKLER ROOM SUPERVISORY	GV	230
2ND FLOOR SPRINKLER ROOM	FLOW	231
1ST FLOOR SHOPS CORRIDOR	GV	237
1ST FLOOR SHOPS CORRIDOR	FLOW	238
1ST FLOOR EXISTING WING SPRINKLER ROOM	GV	226
1ST FLOOR EXISTING WING SPRINKLER ROOM	FLOW	227
NORTH RISER & EXISTING WING	FLOW	234
NORTH RISER EXISTING WING	GV	235
SPRK. RM. MAIN GATE VALVE TO NORTH RISER	GV	236

ADDITIONS

ELEVATOR MACH ROOM	S	127	SIGA-PS
ELEVATOR MACH ROOM	RLY	245	SIGA-CR
ELEVATOR MACH ROOM	RLY	246	SIGA-CR
ELEVATOR MACH ROOM	RLY	247	SIGA-CR

EMERGENCY LIGHTS

Unit Location	# of	Model
---------------	------	-------

Unit #	Location	# of Heads	Model
	ELECTRICAL PANEL BY MAIN OFFICE LEV 1 CCT 21 CONTROLS LIGHTS 6, 23, 24, 27		
5	HALLWAY 101-109		
6	HALLWAY 110-120		
23	MAIN ENTRANCE LEFT SIDE		
24	MAIN ENTRANCE RIGHT SIDE		
57	OPPOSITE GYM ENTRANCE BY 109A		
	ELECTRICAL PANEL BY ROOM 110, CCT #25 CONTROLS LIGHT #7		
7	ACROSS FROM 113		
	ACROSS FROM 110		
	ELECTRICAL PANEL ACROSS FROM ROOM 116, CCT#33 CONTROLS LIGHTS 10, 11, 12 & 59		
10	ACROSS FROM ENGLISH DEPT OFFICE		
11	ACROSS FROM 116		
12	ACROSS FROM 119		
59	ART CTR EXIT BY VENDING MACHINE		
	ELECTRICAL PANEL		

	IN OLD GYM, CCT CONTROLS LIGHTS 64 & 65		
64	OLD GYM FRONT ENTRY		
65	OLD GYM SIDE EXIT TO CORRIDOR		
	ELECTRICAL PANEL BY ROOM 112, CCT #38 CONTROLS LIGHTS 14, 15, 16 & 17		
13	ABOVE JANITOR ROOM		
14	BY ROOM 123		AIMLITE
15	ACROSS FROM STAFF W/R		
16	BY ROOM 126		REMOTE
17	OUTSIDE CAFETERIA		AIMLITE
	ELECTRICAL PANEL IN BOILER ROOM CCT #5, CONTROLS LIGHTS 62 & 63		
62	BOILER ROOM		
63	BOILER ROOM BY EXIT		

EMERGENCY LIGHTS

Unit #	Location	# of Heads	Model
	ELECTRICAL PANEL IN JANITORS ROOM BY BOILER ROOM,		

	CCT 6, CONTROLS LIGHTS 21 & 22		
21	W/R'S	2	REMOTE
22	ELECT.RM	2	UNIT
	ELECTRICAL PANEL BY ROOM 106 CONTROLS		
2	NSCC EXIT (2) BY ROOM 101		
3	BY ROOM 104		
	ELECTRICAL PANEL BY ROOM 217 CCT #39 CONTROLS LIGHTS 42 & 43		
42	ACROSS FROM 214		
43	ACROSS FROM 217		
	ELECTRICAL PANEL ACROSS FROM ROOM 226, CCT 12 CONTROLS LIGHTS 44, 45 & 60		
44	ACROSS FROM 220		
45	ACROSS FROM 223		
60	SUNNYSIDE STAIR BY ROOM 225		
	ELECTRICAL PANEL BY ROOM 232, CCT 5 CONTROLS LIGHTS 46, 47, 53 & 54		
46	SUMMERSIDE STAIR BY 231		
47	SUMMERSIDE		

	STAIRWELL		
53	BY ROOM 230		
54	BY ROOM 232		
	ELECTRICAL PANEL ACROSS FROM LIBRARY CCT #13 CONTROLS LIGHTS 48, 49, &50		
48	ACROSS FROM 227		
49	ACROSS FROM 228		
50	ACROSS FROM LIBRARY		
	ELECTRICAL PANEL OUTSIDE CAFETERIA CCT		
18	IN CAFETERIA FRONT EXIT		
19	IN CAFETERIA CENTRE EXIT		
20	IN CAFETERIA REAR EXIT		

EMERGENCY LIGHTS

Unit #	Location	# of Heads	Model	C
	ELECTRICAL PANEL IN AUDITORIUM CCT #26 CONTROLS ALL REMOTE HEADS AT TOP OF CEILING AUDITROIUM			
	AUDITORIUM HALLS RIGHT	REMO TES		

	AUDITORIUM HALL LEFT	REMOTES	
	ELECTRICAL PANEL BY ROOM 206, CCT #32 CONTROLS LIGHTS 2, 38, 29, 40, 51, & 52		
38	TOP OF STAIR BY ROOM 201		
39	BY ROOM 204		
41	BY ROOM 212		
40	BY ROOM 208		
51	CENTRE STAIR TO RMS 232-225		
56	STAFFROOM		
	HALLWAY ROOM 232-225		
52	BOTTOM OF STAIRS BY 232-225		
	SUNNYSIDE STAIR BY RM 225		
	INDEPENDENT		
25	AUDITORIUM LEFT OF STAGE		
26	AUDITORIUM RIGHT OF STAGE		
27	AUDITORIUM LR LEFT SIDE DOOR		
28	AUDITORIUM CTR SIDE DOOR		
29	AUDITORIUM UPPER OUTER RIGHT		

DOORS			
30	AUDITORIUM UPPR RIGHT FAR EXIT		
31	AUDITORIUM UPPR LEFT INNER EXIT		
32	AUDITORIUM UPR LEFT FAR EXIT		
33	REAR STAGE LEFT CORRIDOR		
34	REAR STAGE RIGHT CORRIDOR		
64	AUDITORIUM REAR CENTRE EXIT		
	ELECTRICAL ROOM OFF GYM (NEW)	2	EMERGILIT E
	ELECTRICAL ROOM OFF GYM (NEW) BACK		LUMACELL (BATTERY PACK)
	NEW GYM		EXIT

Location	Model	
NEW GYM	EXIT	FED OFF BATTERY PK ELECTRICAL RM
LED	REMOTE	FED OFF BATTERY PK ELECTRICAL RM
LED	REMOTE	FED OFF BATTERY PK ELECTRICAL RM
LED	REMOTE	FED OFF BATTERY PK ELECTRICAL RM
LED	REMOTE	FED OFF BATTERY PK ELECTRICAL RM
LED	REMOTE	FED OFF BATTERY PK

	REMOTE	ELECTRICAL RM
LED	REMOTE	FED OFF BATTERY PK ELECTRICAL RM
LED	REMOTE	FED OFF BATTERY PK ELECTRICAL RM
FRONT OFFICE ENTRANCE	UNIT (LED TYPE)	BREAKER 4 PANEL 1105
FRONT MAIN ENTRANCE R	REMOTE (LED)	
FRONT MAIN ENTRANCE L	REMOTE LED	
MAIN OFFICE	LED UNIT	BREAKER 10 PANEL 1105 CLOSET BY EXIT
MAIN OFFICE	LED UNIT	
2ND FLOOR BOYS WASHROOM NEAR RM 228	AIMLITE	
2ND FLOOR BOYS WASHROOM NEAR RM 228	REMOTE	
2ND FLOOR GIRLS WASHROOM	AIMLITE	
2ND FLOOR GIRLS WASHROOM	REMOTE	
2ND FLOOR GIRLS WASHROOM BY RM 232	AIMLITE	
2ND FLOOR GIRLS WASHROOM BY RM 232	REMOTE	
2ND FLOOR BOYS	AIMLITE	

WASHROOM BY 232	
2ND FLOOR BOYS WASHROOM BY 232	REMOTE
FRONT LEFT STAIR	EXIT COMBO
1ST FLOOR GIRLS WASHROOM NEAR RM 109A (GYM)	AIMLITE + REMOTE 2H
1ST FLOOR BOYS WASHROOM NEAR RM 109A (GYM)	AIMLITE + REMOTE 2H
WORKSHOP RM 124	AIMLITE
INDUSTRIAL ARTS RM 125	AIMLITE
OLD GYM	LED REMOTE
CORRIDOR BY BOILER RM	AIMLITE

EMERGENCY LIGHTS

Unit #	Location	# of Heads	Model
76	HOME EC. 127		AIMLITE
	GYM LOCKER ROOM	2	AIMLITE
	GYM LOCKER ROOM	2R	REMOTE
	GYM LOCKER ROOM	2R	REMOTE
	ELECTRICAL ROOM IN MECH ROOM		

Fire Door Number or Location
BOTTOM STAIR BY CAFETERIA ENTRY

ENTRY TO PORTRAIT CORRIDOR 121-126
ENTRY TO CORRIDOR 110-120
ENTRY TO CORRIDOR 101-109
BY ROOM 114
BY ROOM 115
BY ROOM 120
BY ROOM 225
BY ROOM 219
BY ROOM 211
ENTRY TO CORRIDOR 201-210
ENTRY TO CORRIDOR 232-225
BY ROOM 201
BY ROOM 101

	LOCATION: Robert K. Turner	Device	Device address or circuit number
	FIRE ALARM PANEL: Edwards 6500		
MANUAL PULL STATIONS			
1	FRONT ENTRANCE	M	ZONE 2
2	SOUTH EXIT	M	ZONE 2
3	GYM	M	ZONE 2
4	BOILER ROOM	M	ZONE 3
5	2ND FLOOR EXIT BY ELECTRICAL ROOM	M	ZONE 1
6	2ND FLOOR EXIT BY ROOM 201	M	ZONE 1
HEAT DETECTORS			
1	JANITORS ROOM 1ST FLOOR	RHT	ZONE 2
2	ELECTRICAL ROOM 1ST FLOOR	RHT	ZONE 3
3	JANITORS ROOM 2ND FLOOR	RHT	ZONE 1
SPRINKLER			
1	SPRINKLER WATER FLOW(BOILER RM)	PS	ZONE 4
2	SPRINKLER VALVE	SV	ZONE 4
NOTIFYING DEVICES			
1	HALL 1ST FLOOR	B	SIG 4
2	HALL 1ST FLOOR	B	SIG 4
3	HALL 2ND FLOOR	B	SIG 4
4	HALL 2ND FLOOR	B	SIG 1
5	GYM	B	SIG 1
6	BOILER ROOM	B	SIG 4
EMERGENCY LIGHTING			
#	EL UNIT Location	e	Head
1	BY MAIN OFFICE (BATT PACK)		
2	MAIN ENTRY REMOTE	Y	
3	BY LIBRARY REMOTE	Y	
4	BOILER ROOM		
5	GIRLS WASHROOM MAIN LEVEL		
6	BOYS WASHROOM MAIN LEVEL		
7	BY ROOM 101		
8	BY ROOM 105		6V 12AH
9	BACK STAIRS		
10	BACK EXIT REMOTE	Y	
11	BY ROOM 210		
12	BY ROOM 206		

13	BOYS WASHROOM 2ND LEVEL		
14	GIRLS WASHROOM 2ND LEVEL		
15	BY ROOM 203		
16	FRONT STAIRS		
17	GYM BY STAGE		
18	GYM OPPOSITE STAGE		
19	XEROX ROOM		
	Fire Door Number or Location		
	1ST FLOOR BY MAIN OFFICE		
	1ST FLOOR BY STAGE		
	2ND FLOOR ABOVE OFFICE		
	2ND FLOOR ABOVE STAGE		
	EMERGENCY LIGHTING NOTES AND RECOMMENDATIONS		
	SEE IN JANITOR ROOMS, AND ALCOVE BY COOLERS FOR BREAKERS		

	LOCATION: Seaside	Device	Device address or circuit number
	Fire Alarm Panel: Siemans TXL 1000		

MANUAL PULL STATIONS

1	FRONT ENTRY	M	12
2	GYM REAR ENTRY	M	12
3	HALL 1ST FLOOR BY RM 101	M	13
4	HALL 1ST FLOOR BY RM 105	M	13
5	HALL 2ND FLOOR BY ROOM 205	M	12
6	HALL 3RD FLOOR BY RM 310	M	11
7	HALL 3RD FLOOR BY RM 300	M	11
8	BY RECYCLING ROOM	M	13
9	COMPUTER ROOM	M	13

SMOKE DETECTORS

1	1ST FLOOR OUTSIDE ELEVATOR	SI	13
2	3RD FLOOR OUTSIDE ELEVATOR	SI	11
3	ELEVATOR SHAFT	SI	6
4	FRONT STAIRS	SI	3
5	MAIN ENTRANCE OUTSIDE ELEVATOR	SI	5
6	OFFICE BY ELEVATOR	SI	12
7	TOP OF REAR STAIRS	SI	4

DUCT SMOKE DETECTORS

1	FAN ROOM 3RD FLOOR	DS	ZN 11
2	GYM STORAGE	DS	ZN 12

HEAT DETECTORS

1	BOILER ROOM	HT	ZN 13
---	-------------	----	-------

SPRINKLER DEVICES

1	BOILER ROOM	SV	ZN 1
2	BOILER ROOM SHAFT PIT	SV	ZN 10
3	FURNACE ROOM	FSP	ZN 10

NOTIFYING DEVICES

1	AV ROOM	B	
2	CAFETERIA	B	
3	COOKING ROOM	B	
4	FURNACE ROOM	B	
5	GYM STORAGE	B	
6	HALL 1ST FLOOR	B	

7	HALL 1ST FLOOR	B	
8	HALL 2ND FLOOR	B	
9	HALL 2ND FLOOR	B	
10	HALL 3RD FLOOR	B	
11	HALL 3RD FLOOR	B	
12	METAL SHOP	B	
13	WOOD SHOP	B	
	KITCHEN SUTT DOWN		RLY

Fire Door Number or Location
MAIN ENTRY (3 DOORS)
BY ROOM 205
BOTTOM REAR STAIRS
BOTTOM STAIRS BY RM 106
TOP OF REAR STAIRS
TOP OF STAIRS BY 310

EMERGENCY LIGHTING			
Line #	EL UNIT Location	Remote Head	MOD #
		Remarks	EMERGI- LITE
1	LOWER STAIRWAY	6V 7AH	EMERGI- LITE
2	BAND ROOM	6V 7AH	EMERGI- LITE
3	OUTSIDE STAFFROOM	6V 7AH	EMERGI- LITE
4	COMPUTER LAB	6V 7AH	EMERGI- LITE
5	JANITOR ROOM	2-6V 7AH	EMERGI- LITE
7	RECYCLING ROOM	6V 7AH	EMERGI- LITE
11	STORAGE ROOM BY 211	2-6V 7AH	EMERGI- LITE
14	GYM EXIT	2-6V 7AH	EMERGI- LITE
16	GYM EXIT FRONT ENTRY	6V 7AH	EMERGI- LITE
17	GIRLS LOCKER ROOM	6V 7AH	EMERGI- LITE
18	MAIN OFFICE		EMERGI- LITE
20	OUTSIDE KITCHEN	2-6V 7AH	EMERGI- LITE
22	LIBRARY	2-6V 7AH	EMERGI- LITE
24	FRONT STAIRWAY BY RM 310	6V 7AH	EMERGI- LITE
26	HALLWAY BY BOYS WASHROOM	6V 7AH	LUMACELL
27	INSIDE JANITORS RM 311	6V 7AH	LUMACELL
28	INSIDE ROOM 308	6V 7AH	
	PHOTOCOPIER ROOM		
29	BACK OF STAIRWAY		

| LR LEV ELEVATOR |

| LUMACELL |

MACHINE ROOM		
LR LEV OUTSIDE W/R		REMOTE
LR LEV ART ROOM		EMERGILIT E
KITCHEN STORAGE		
O/S 301		EXIT COMBO
GYM SHOWER RM		
O/S MAIN OFFICE		EXIT COMBO
BY 3RD FLR FAN RM (IN RM LEADING TO FAN RM)		
BOILER RM		UNIT
BY 105		UNIT

	LOCATION:Shannon Park	Device	Device address or circuit number
--	------------------------------	---------------	---

Fire Alarm Panel: Edwards FS 502

EAST WING

	MAIN ENTRANCE (ADJ F/A)	M	ZN 1
	LEFT HALLWAY - MIDDLE BY ROOM 7	M	ZN 1
	EXIT BY GIRL'S LOCKER ROOM	M	ZN 1
	BAND ROOM HALL (ADJ WASHROOMS)	M	ZN 1
	TECH SUPPORT EXIT	M	ZN 1
	TECH SUPPORT OFFICE EXIT	M	ZN 1
	CAFETERIA EXIT	M	ZN 1
	1ST FLR JANITOR RM BY BOILER ACCESS	HT	ZN 1
	SUPPLY RM THRU BOILER RM	RHT	ZN 1
	LEFT HALLWAY - MIDDLE	K	SIG 2
	LEFT HALLWAY (BY COMPUTER LAB)	K	SIG 2
	BAND ROOM HALLWAY - MIDDLE	K	SIG 2
	TECH SUPPORT EXIT	K	SIG 2
	LEFT HALLWAY BY CAFETERIA	K	SIG 2
	LEFT HALLWAY - MIDDLE	EOL	ZN 1

WEST WING

	GYM STAGE	M	ZN 2
	GYM BACK EXIT DOOR (LEFT)	M	ZN 2
	GYM BACK EXIT DOOR (RIGHT)	M	ZN 2
	OUTSIDE LIBRARY	M	ZN 2
	CUSTODIAN'S OFFICE HALLWAY - MIDDLE	M	ZN 2
	CUSTODIAN'S OFFICE HALLWAY EXIT	M	ZN 2
	CUSTODIAN'S OFFICE	RHT	ZN 2
	MOP CLOSET (OPP. CUST. OFFICE)	RHT	ZN 2
	GYM EQUIPMENT STORAGE ROOM	RHT	ZN 2
	GYM BACK EXIT DOOR (RIGHT)	K	SIG 2
	OUTSIDE LIBRARY	K	SIG 2

	CUSTODIAN'S OFFICE HALLWAY - MIDDLE	K	SIG 2
	CUSTODIAN'S OFFICE HALLWAY - MIDDLE	EOL	SIG 2
	CUSTODIAN'S OFFICE HALLWAY EXIT	EOL	ZN 2

1ST FLOOR

	FRONT END OF HALLWAY	M	ZN 3
	BACK END OF HALLWAY	M	ZN 3
	FRONT END OF HALLWAY	K	SIG 1
	HALLWAY - MIDDLE	K	SIG 1
	BACK END OF HALLWAY	K	SIG 1
	BACK END OF HALLWAY	EOL	SIG 1

2ND FLOOR

	BACK END OF HALLWAY	M	ZN 4
	FRONT END OF HALLWAY	M	ZN 4
	TOP OF SOUTH STAIRS	S	ZN 4
	TOP OF NORTH STAIRS	S	ZN 4
	FRONT END OF HALL ROOM (ADJ 45)	RHT	ZN 4
	BACK END OF HALLWAY	K	SIG 1
	HALLWAY - MIDDLE	K	SIG 1
	FRONT END OF HALLWAY	K	SIG 1
	BACK END OF HALLWAY	EOL	SIG 1
	BACK END OF HALLWAY	EOL	ZN 4

BASEMENT

	BOILER ROOM	RHT	ZN 5
	COMM/ ELECTRICAL ROOM	HT	ZN 5
	JANITOR'S SUPPLY RM (LEADING TO BSMT)	RHT	ZN 1
	BOILER ROOM	K	SIG 1

EMERGENCY LIGHTING INSPECTION REPORT				
	EL UNIT Location	Remote Head	Cab. Head	Bat. Re VAH
1	TECH SUPPORT BY STAFF W/R			
2	TECH SUPPORT RM EXIT			
3	EXIT BY GIRL'S LOCKER ROOM			
4	MAIN ENTRANCE			
5	OUTSIDE OFFICE			6V 7.2Ah
	PANEL ON STAGE, CCT #13			
6	BEHIND STAGE			

PANEL ON STAGE, CCT #11					
7	GYM BY STAGE				
8	GYM BY MEZZANINE				
9	OUTSIDE MUSIC ROOM				
PANEL BY RM 26, CCT #4					
10	ENTRANCE BY ROOM 29				
11	ABOVE ROOM 34				
12	EAST ENTRANCE BY 35				
13	OUTSIDE GRADE 5/6 ROOM				
PANEL BY RM 37, CCT #36					
14	OUTSIDE ROOM 44				
15	STAIRWELL BY ROOM 44				
16	OUTSIDE by ROOM 40				
17	STAIRWELL BY ROOM 39				
BOILER ROOM ,CCT #18					
	BOILER ROOM INNER				
BOILER ROOM ,CCT #33					
	BOILER ROOM OUTER				
	OUTSIDE CAFETERIA				
	CAFETERIA				
	REMOTE HEAD MAIN ELEC. RM.				
BOILER ROOM, CCT #35					
	COMPRESSOR ROOM				
PANEL BY GRADE 5/6 ROOM, CCT #9					
	BASEMENT EXIT				
	CAFÉ EXIT				
	CAFÉ EXIT				

	LOCATION: Sir Robert Borden	Device	Device address or circuit number	Annunciation
	FIRE ALARM PANEL:			

MANUAL PULL STATIONS

1	ACROSS FROM GUIDANCE OFFICE	M	1	
2	WOODSHOP(1ST FLOOR)	M	1	
3	OUTSIDE OF CLAY SHOP(1ST FLOOR)	M	1	
4	OUTSIDE CAFETERIA(1ST FL)	M	1	
5	EXIT BY CAFETERIA(1ST FL)	M	1	
6	BY ROOM 108	M	1	
7	BY ROOM 110	M	1	
8	BY OFFICE(1ST FL)	M	1	
9	TOP OF MAIN STAIRS	M	2	
10	BY BOOK ROOM(2ND FL)	M	2	
11	BY ROOM 207	M	2	
12	BY ROOM 212	M	2	
13	BY FINE ART(2ND FL)	M	2	
14	GYM	M	3	
15	GYM	M	3	

SMOKE DETECTORS

1	OUTSIDE CLAY SHOP(1ST FL)	S	1	
2	OUTSIDE CAFETERIA(1ST FL)	S	1	
3	BY MUSIC ROOM(1ST FL)	S	1	
4	BY ROOM 114	S	1	
5	BY ROOM 110	S	1	
6	BY ROOM 202 (2ND FL)	S	2	
7	BY ROOM 204	S	2	
8	BY ROOM 214	S	2	
9	BY ROOM 217(BOOK ROOM)	S	2	
10	BY LIBRARY(2ND FL)	S	2	

HEAT DETECTORS

1	CLAY SHOP STORAGE ROOM(1ST FL)	RH T	1	
2	WOOD STORAGE(1ST FL)	RH T	1	
3	STORAGE ROOM(1ST FL)	RH T	1	

4	KITCHEN(1ST FL)	RH T	1	
5	FAN ROOM (2ND FL)ADJ ENTRY	RH T	2	
6	FAN ROOM (2ND FL) TO RIGHT SIDE	RH T	2	
7	BOOK ROOM #1(2ND FL)BY LEARN CTR WASHRM	RH T	2	
8	BOOK ROOM #2 NEAR LIBRARY	RH T	2	
9	BOOK ROOM #3 NEAR ROOM 217	RH T	2	
10	GYM STORAGE	RH T	3	
11	STAGE, RIGHT	RH T	3	
12	STAGE, LEFT	RH T	3	

SPRINKLER DEVICES

1	SPRINKLER ROOM BY BOYS WASHROOM	PS	4	
---	------------------------------------	----	---	--

NOTIFYING DEVICES

1	HALL(1ST FL) BY RM 114	B	1	
2	HALL(1ST FL) BY RM 110	B	1	
3	HALL(1ST FL) BY RM 108	B	1	
4	HALL(1ST FL) BY KITCHEN ENTRY	B	1	
5	HALL(1ST FL) BY TECH ED ENTRY	B	1	
6	TECH ED(1ST FL)	B	1	
7	CLAY SHOP(1ST FL)	B	1	
8	MUSIC ROOM(1ST FL)	B	1	
9	GYM(1ST FL)	B	1	
10	HALL(2ND FL) TOP MAIN STAIR	B	2	
11	HALL(2ND FL) BY BOOK RM WEST	B	2	
12	HALL(2ND FL) BY RM 212	B	2	
13	HALL(2ND FL) BY RM 207	B	2	
14	HALL(2ND FL) BY BOOK RM EAST	B	2	
15	SPRINKLER ROOM	B	2	

END OF LINE RESISTORS

1	OUTSIDE WOODSHOP(1ST FL)	EO L	1	
2	BY BOOK ROOM(2ND FL)	EO L	2	

3	GYM	EO L	3	
---	-----	---------	---	--

EMERGENCY LIGHTING INSPECTION REPORT

#	EL UNIT Location	IT	UNIT	Remarks
1	BY TECH ED		ELL	RG 36 2H
2	BY CAFETERIA		ELL	RG 36 2H
3	BY 108		ELL	RG 36 2H
4	BY 115		ELL	RG 36 2H
5	FRONT STAIRS		ELL	RG 36 2H
6	BY 201		ELL	RG 36
7	BY 207		ELL	RD 36
8	LEFT BACK STAIRS BY 207		ELL	RG 36
9	BY 212		ELL	RG 36
10	RIGHT BACK STAIRS		ELL	RG 36
11	BY 219		ELL	6V7A
12	GYM BY SCORE CLOCK		ELL	
13	GYM ADJ WALL TO CLOCK	Y	IA	EXIT COMBO
14	GYM ON STAGE WALL			
15	GYM ON STAGE WALL			
16	GYM EXIT LEFT OF STAGE	Y		
17	GYM EXIT RIGHT OF STAGE	Y		
18	GYM EXIT			EXIT COMBO
19	GYM EXIT			EXIT COMBO
	GYM STAGE			
20	CAFETERIA			
21	CAFETERIA			
	WOODSHOP SIDE EXIT			
	2ND FLOOR FAN RT.			
	2ND FLOOR FAN LEFT		EXIT COMBO	
	GYM CORR. RIGHT SIDE	Y		
	GYM CORR. LEFT SIDE	Y		

	LOCATION:South Woodside	Device	Device address or circuit number	Annunciation	NOTES
Fire Alarm Panel: Edwards 6500					
MANUAL PULL STATIONS					
1	EXIT BY MULTI-PURPOSE ROOM	M	ZN 01		EOL
2	MULTI-PURPOSE ROOM	M	ZN 01		
3	HALL BY MAIN OFFICE	M	ZN 01		
4	CLASSROOM BY LIBRARY EXIT	M	ZN 02		
5	ENTRY BY FIRE PANEL	M	ZN 02		
6	LIBRARY EXIT	M	ZN 02		EOL
7	GYM ENTRANCE BY STAGE	M	ZN 03		
8	GYM EXIT NEAR STAGE	M	ZN 03		
9	GYM EXIT REAR	M	ZN 03		EOL
10	GYM EXIT BY BOYS & GIRLS WASHROOMS	M	ZN 03		
11	BOILER ROOM	M	ZN 04		EOL
12	OLD BUILDING SOUTH EXIT	M	ZN 07		
13	OLD BUILDING CENTER EXIT	M	ZN 08		
14	OLD HALL NEAR ELECTRICAL ROOM	M	ZN 09		
HEAT DETECTORS					
2	BOILER ROOM	HT	ZN 04		To be lowered
1	ELECTRICAL ROOM	HT	ZN 05		
SPRINKLER DEVICES					
1	SPRINKLER MAIN GATE	TS	ZN 14		
2	SPRINKLER MAIN GATE	SV	ZN 13		
3	SPRINKLER FLOW SWITCH	FSP	ZN 6		
NOTIFYING DEVICES					
1	NEW BUILDING EAST	B	SIG 2		
2	BOYS SHOWER	B	SIG 1		
3	GIRLS SHOWER	B	SIG 1		
4	NEW BUILDING EAST EXIT	B	SIG 2		
5	NEW BUILDING WEST EXIT	B	SIG 2		
6	GYM BY EXIT	B	SIG 1		EOL
7	GYM	B	SIG 1		
8	GYM BY STAGE EXIT	B	SIG 1		
9	BOILER ROOM	B	SIG 1		
10	OLD BUILDING SOUTH	B	SIG 1		
11	OLD BUILDING NORTH	B	SIG 1		
12	OLD BUILDING CENTER	B	SIG 1		
13	BY FIRE PANEL	B	SIG 2		
14	BY MAIN OFFICE	B	SIG 2		

EMERGENCY LIGHTING INSPECTION REPORT

Line #	EL UNIT Location	Remote Head	Cab. Head	Cover	Exit Bulb AC/DC
1	MAIN ELECTRICAL RM	X			
2	BY STATIONARY	X			
3	LIBRARY	X			
4	MULTI-PURPOSE RM	X			
5	MULTI-PURPOSE RM	X			
6	MULTI-PURPOSE RM	X			
7	BY MAIN OFFICE	X			
8	ELECTRICAL ROOM	X			
9	BY MULTI-PURPOSE RM	X			
#	BY GRADE PRIMARY	X			
#	GYM	X			
#	GYM	X			
#	BY GRADE 3	X			
#	BY CENTER ENTRY	X			
#	BY RIGHT ENTRY	X			
#	BY ELECTRICAL RM	X			
Fire Door Number or Location					
BETWEEN OLD & NEW BUILDING					

LOCATION: Southdale-North Woodside		DEVICE	Device address or circuit number
FIRE ALARM PANEL: Edwards			
MANUAL PULL STATIONS			
1	MAIN ENTRANCE STAIRS	M	ZN 1
2	CORR BY RM # 2	M	ZN 1
3	CORR OUTSIDE RM # 5	M	ZN 1
4	CORR BY RM# 7	M	ZN 1
5	CORR BY RM # 25	M	ZN 1
6	CORR OUTSIDE RM # 28	M	ZN 1
7	STAIRWELL ACROSS FROM RM # 32	M	ZN 1
8	BOILER RM	M	ZN 4
9	BY DOOR # 15	M	ZN 2
10	EXIT BY RM # 24	M	ZN 2
11	BY DOOR #19	M	ZN 2
12	ACROSS FROM RM # 23	M	ZN 2
13	SIDE DOOR EXIT BY RM # 1	M	ZN 2
14	GYM ENTRY	M	ZN 5
15	GYM ENTRY	M	ZN 5
16	GYM EXIT	M	ZN 5
17	GYM EMERGENCY BACK LEFT	M	ZN 6
SPRINKLER DEVICES			
1	SPRINKLER RM	PS	ZN 3
NOTIFYING DEVICES			
1	GROUND LEVEL ACROSS FROM RM # 23	B	SIG 2
2	MAIN LEVEL CORR OUTSIDE RM # 28	K	SIG 2
3	STAIRWELL OUTSIDE RM # 32	K	SIG 2
4	CORR BY RM # 7	K	SIG 1
5	CORR BY RM # 5	K	SIG 1
6	CORR BY RM # 2	K	SIG 1
7	CORR BY RM # 9	K	SIG 2
8	CORR BY NURSE OFFICE	K	SIG 2
	GYM RIGHT SIDE ENTRY □	K	SIG 2
10	OUTSIDE CARETAKER OFFICE	K	SIG 2
11	BOILER RM	K	SIG 2
12	GYM UPPER STORAGE	K	SIG 1
13	CORRIDOR BY 19	K	SIG 1
14	ATTIC	K	SIG 1

15	BY ROOM 109	B	
END LINE RESISTORS			
1	SPRINKLER RM	EOL	ZN 3
2	CLASS RM BEHIND GYM (LEFT HANDSIDE)	EOL	ZN 6
3	BOILER RM	EOL	ZN 4
4	GYM EXIT	EOL	ZN 5
5	STAIRWELL ACROSS FROM RM # 32	EOL	ZN 1
6	ACROSS FROM RM # 23	EOL	SIG 2
7	STAIRWELL OUTSIDE RM # 32	EOL	SIG 1
8	SIDE DOOR EXIT	EOL	ZN 2

Fire Door Number or Location	
LEVEL 2 FAR LEFT BY ROOM # 1	
LEVEL 2 LEFT BY ROOM # 4	
LEVEL 2 FAR RIGHT	
LEVEL 2 RIGHT BY ROOM 5	
LEVEL 2 TOP OF MAIN STAIRS	
LEVEL 2 TOP OF STAIRS BY RM 32	
LEVEL 2 RIGHT	
LEVEL 1 BOTTOM OF STAIRS BY RM 24	
LEVEL 1 CENTER HALL BY RM 18	
LEVEL 1 CENTER HALL BY RM 16	
LEVEL 1 CENTER HALL BY RM 14	
LEVEL 1 CENTER HALL BY RM 9	
LEVEL 1 CENTER HALL BY CARETAKE	

EMERGENCY LIGHTING INSPECTION REPORT	
Line	EL UNIT Location
#	
PANEL "2", BY ROOM 32, CCT#16	
13	BY GIRLS WASHROOM BY RM 32
PANEL "8", BY ROOM 5, CCT#14	
16	MAIN ENTRANCE
17	TOP OF STAIR BY OFFICE
PANEL "4", BY ROOM 7, CCT#21	
14	ON STAIRS LANDING BY ROOM 25
15	OUTSIDE RM # 6
PANEL "2", BY ROOM 32, CCT#17	
19	BY BOOK STORE
PANEL BY ROOM 20, CCT#10B	
10	BACK DOOR EXIT BY RM # 19
11	ACROSS FROM RM # 24
PANEL "3", BY ROOM 16, CCT#14	

9	OUTSIDE FURANCE RM
PANEL BY ROOM 15, CCT#13	
8	OUTSIDE RM # 15
SMALL PANEL IN GYM, CCT#5	
5	LEFT GYM EXIT
6	RIGHT GYM EXIT
LARGE PANEL IN GYM, CCT#13	
3	GYM ENTRY (ABOVE)
4	GYM ENTRY (ABOVE)
7	ENTRANCE TO GYM
PANEL "2", BY ROOM 32, CCT#18	
20	BY ROOM # 32 MID STAIR
PANEL "2", BY ROOM 32, CCT#17	
12	TOP STAIR BY RM # 25
INDEPENDENT(NO BREAKERS)	
1	LEFT SIDE EXIT BY RM # 1
2	OUTSIDE RM # 9
18	OUTSIDE RM # 1
	LANDING BY ROOM 9

		Device	Device address or circuit number
LOCATION: Tallahassee			
FIRE ALARM PANEL: Simplex 4007			
MANUAL PULL STATIONS			
1	MAIN ENTRANCE(1st floor south)	M	M1 CCT 1
2	BOILER RM EXIT(1st floor south)	M	M1 CCT1
3	BOTTOM STAIRS BY RM 101(1st fl south)	M	M1 CCT1
4	BOTTOM STAIRS BY RM 117(1st floor south)	M	M1 CCT1
5	CAFETERIA EXIT	M	M1 CCT1
6	TOP OF CENTRE STAIRS 256(2nd fl south)	M	M1 CCT2
7	TOP OF STAIR 261 BY STORAGE RM 201	M	M1 CCT2
8	TOP OF STAIR 260 BY STORAGE RM 221	M	M1 CCT2
9	GYM REAR EXIT (gym)	M	M1 CCT3
10	FRONT HALL GYM EXIT (gym)	M	M1 CCT3
11	NORTH GYM (gym)	M	M1 CCT3
12	COMM CENTER ENTRY, RIGHT(comm ctr)	M	M5 CCT4
13	COMM CENTER MAIN ENTRY(comm ctr)	M	M5 CCT4
14	COMMUNITY CENTER REAR EXIT	M	M5 CCT4
15	OUTDOOR STORAGE(UNIFORM AREA)	M	M2 CCT3
16	OUTDOOR STORAGE	M	M5 CCT3
SMOKE DETECTORS			
1	ELECTRICAL RM (community center)	S	M5 CCT1
2	ELEVATOR MECHANICAL RM 109 (IN CAFETERIA)	S	M2 CCT2
3	STAIRWELL 256	S	M3 CCT1
4	STAIRWELL 260	S	M3 CCT2
5	STAIRWELL 261	S	M2 CCT4
HEAT DETECTORS			
1	BOOK STORAGE (ACROSS FROM ENTRANCE)	RHT	M1 CCT1
2	CARETAKER'S OFFICE	RHT	M1 CCT1
3	KITCHEN STORAGE	RHT	M1 CCT1
4	MECHANICAL RM	RHT	M1 CCT1
5	OIL TANK RM	RHT	M1 CCT1
6	SPRINKLER RM	RHT	M1 CCT1

7	BOILER RM	RHT	M1 CCT1
8	SERVER ROOM 112A	RHT	M1 CCT1
9	SICK RM	RHT	M1 CCT1
10	STORAGE 112	RHT	M1 CCT1
11	STORAGE 117	RHT	M1 CCT1
12	LIBRARY AUDIO VIDEO RM	RHT	M1 CCT1
13	STORAGE 101	RHT	M1 CCT1
14	ART RM DISPLAY CASE	RHT	M1 CCT2
15	ART RM STORAGE	RHT	M1 CCT2
16	FAN RM(REAR OF ROOM)	RHT	M1 CCT2
17	STORAGE 201	RHT	M1 CCT2
18	STORAGE 211	RHT	M1 CCT2
19	STORAGE 221	RHT	M1 CCT2
20	FAN RM (CLOSEST TO ENTRY)	RHT	M1 CCT2
21	FAN RM BY EF 10	RHT	M1 CCT2
22	STORAGE RM 11(communit y center)	RHT	M1 CCT3
23	STORAGE RM 12(communit y center)	RHT	M1 CCT3
24	STORAGE RM 13(communit y center)	RHT	M1 CCT3
25	STORAGE RM 14(comm center)formerly 6	RHT	M1 CCT3
26	GYM STORAGE 1	RHT	M1 CCT3
27	ELECTRICAL RM	RHT	M1 CCT4
28	OUTDOOR STORAGE	RHT	M2 CCT3
29	BOTTOM OF STAIRS 256/ CENTER STAIRS	RHT	M3 CCT1
30	KITCHEN	RHT	M4 CCT1
31	KITCHEN IN COMMUNITY CENTER	RHT	M5 CCT2
32	STORAGE RM 13B (IN CAFETERIA)	RHT	M5 CCT2
33	OUTDOOR STORAGE ,LAWN	RHT	M5 CCT3
34	COMMUNITY OFFICE STORAGE	RHT	M5 CCT4
35	STORAGE RM 01(communit y center)	RHT	M5 CCT4
36	STORAGE RM 02(communit y center)	RHT	M5 CCT4
37	STORAGE RM 03(communit y center)	RHT	M5 CCT4
38	STORAGE RM 04(communit y center)	RHT	M5 CCT4
39	STORAGE RM 05(communit y center)	RHT	M5 CCT4
40	STORAGE RM 07(communit y center)	RHT	M5 CCT4
41	STORAGE RM 08(communit y center)	RHT	M5 CCT4
42	STORAGE RM 09(communit y center)	RHT	M5 CCT4
43	STORAGE RM 10(communit y center)	RHT	M5 CCT4
44	JANITOR'S RM (communit y center)	RHT	M5 CCT4
45	STORAGE CC 07	RHT	24
SPRINKLER DEVICES			
1	SPRINKLER RM	PS	M2 CCT1
3	SPRINKLER RM	SV	ZN 5

4	ELEVATOR SPRINKLER 1ST FL	SV	ZN 25
6	ELEVATOR SPRINKLER 2ND FL	SV	ZN 26
7	BY ELEVATOR MECHANICAL RM	SV	ZN 27
8	ELECTRICAL RM	SV	ZN 28

NOTIFYING DEVICES

1ST FLOOR

1	BACK HALLWAY	B	SIG 1
2	BOILER RM	B	SIG 1
3	BOY'S LOCKER RM	B	SIG 1
4	BY GYM ENTRANCE	B	SIG 1
5	BY SICK RM	B	SIG 1
6	CAFETERIA	B	SIG 1
7	COMMUNITY CENTER	B	SIG 1
8	COMMUNITY CENTER	B	SIG 1
9	COMMUNITY CENTER OUTDOOR STORAGE	B	SIG 1
10	GIRL'S LOCKER RM	B	SIG 1
11	GYM	B	SIG 1
12	GYM	B	SIG 1
13	GYM CORR.	B	SIG 1
14	HALLWAY	B	SIG 1
15	HALLWAY	B	SIG 1
16	HALLWAY	B	SIG 1
17	HALLWAY	B	SIG 1
18	LOBBY	B	SIG 1
19	MAIN OFFICE	B	SIG 1
20	MUSIC RM	B	SIG 1
21	OUTDOOR STORAGE	B	SIG 1
22	REAR EXIT	B	SIG 1
23	REAR EXIT	B	SIG 1
24	SHOWCASE AREA	B	SIG 1

2ND FLOOR

25	HALLWAY	B	SIG 2
26	HALLWAY	B	SIG 2
27	HALLWAY	B	SIG 2
28	HALLWAY	B	SIG 2
29	TOP OF STAIRS 256	B	SIG 2
30	TOP OF STAIRS 260	B	SIG 2
31	TOP OF STAIRS 261	B	SIG 2

RELAY

DOOR RELEASE	RLY
--------------	-----

FIRE DOOR NUMBER OR LOCATION		
MAIN FOYER TO GREEN HALL		
MAIN FOYER TO GYM		
CENTRE		
MAIN FOYER TO CENTRE STAIRS		
MAIN FOYER TO BLUE HALL		
STAIRS		
TOP OF CENTRE STAIRS		
TOP OF GREEN HALL REAR		

Fire Door Number or Location
MAIN FOYER TO GREEN HALL
MAIN FOYER TO GYM
MAIN FOYER TO COMMUNITY CENTER
MAIN FOYER TO CENTER STAIRS
MAIN FOYER TO BLUE HALL
2ND FL BLUE HALL BY SOUTH STAIRS
TOP OF CENTER STAIRS
TOP OF GREEN HALL REAR

EMERGENCY LIGHTS

Unit #	Location	# of Heads	Model
	1ST FLOOR		
	BOILER ROOM		
	BOILER ROOM		
	ELECTRICAL ROOM		
	ACROSS FROM 102		

ACROSS FROM 105		
BY CAFETERIA		
CAFETERIA		
CAFETERIA EXIT		
OUTSIDE LIBRARY		
OUTSIDE MECH ROOM		
BOTTOM OF WEST STAIRS BY 101		
BOYS WASHROOM		
GIRLS WASHROOM		
CAFETERIA ENTRY		
CORRIDOR BY 112A		
BY ROOM 113		
BY ROOM 116		
EXIT BY ROOM 117		
CENTRE LOBBY		
BOTTOM OF CENTRE STAIRS		
BY LOST AND FOUND		
2ND FLOOR		
MIDDLE OF CENTRE STAIR		
BY 209 STORAGE		

	BY FAN ROOM		
	FAN ROOM		
	CORRIDOR BY ROOM 201		
	BOYS WASHROOM		
	GIRLS WASHROOM		
	BY 215		
	BY 219		
	STAIR BY ROOM 221		
	CORRIDOR BY ROOM 221		
	IN ART ROOM 213		
	BOTTOM STAIRS BY ROOM 116		UNIT
	COMMUNITY CENTRE/GYM		
	MIDDLE STAIR BY ROOM 203		UNIT
	BREAKER PANEL ON STAGE		
	GYM BY STORAGE 1	2	STANPRO
	GYM	2	LUMACELL
	GYM	2	LUMACELL
	GYM	2	LUMACELL
	BY GYM ENTRY	2	COMBO

BY	STMENTRY	2	COMBU
	STAGE RAMP	2	RHT
	STAGE RIGHT	2	LUMACELL
	STAGE RAMP	2	LUMACELL
	BOYS LOCKER ROOM	2	LUMACELL
	GIRLS LOCKER ROOM	2	LUMACELL
	COMM CTR BY STORAGE 7		
	COMM CTR BY STORAGE 9		
	COMM CTR LOUNGE ROOM 6		
	GYM REAR EXIT	2	
	CORRIDOR BY GYM REAR EXIT	2	
	BY ROOM 110	2	LUMACELL
	BOYS WASHROOM BY GYM		
	GIRLS WASHROOM BY GYM		
	MUSIC		
	COMMUNITY CENTRE ENTRY		
	COMMUNITY CENTRE RECEPTION		
	COMMUNITY SERVICES ROOM (BEHIND RECEPTION)		

	COMM SERVICE BY PROG RM 1		
	PROGRAM ROOM 3 LHS UNIT		
	PROGRAM ROOM 3 RHS UNIT		
	PROGRAM ROOM 4		
	PROGRAM ROOM 4		
	COMM CTR BOYS WASHROOM		
	GAMES ROOM 7		
	BY GYM OFFICE		
	COMM CTR GIRLS WASHROOM		

**EMERGENCY LIGHTING NOTES AND
RECOMMENDATIONS**

	COMMUNITY CENTER SERVICES RM,PANEL "107", CCT#25 CONTROLS THE FOLLOWING LIGHTS:#'s 57-66
	COMMUNITY CENTER STORAGE RM #7, PANEL "108", CCT#14 CONTROLS THE FOLLOWING LIGHTS: #'s 44-50
	PANEL "101" BY RM 114, CCT#10 CONTROLS THE FOLLOWING LIGHTS: #'s 14-18
	PANEL "121" BY RM 215, CCT#11 CONTROLS THE FOLLOWING LIGHTS: #'s 29-33
	PANEL "122" BY RM 207, CCT#16 CONTROLS THE FOLLOWING LIGHTS: #'s 22-28
	PANEL "103" BY GYM WASHROOMS,CCT#7 CONTROLS THE FOLLOWING LIGHTS: #'s 51- 56

	PANEL "102" BY RM 103, CCT#19 CONTROLS THE FOLLOWING LIGHTS: #'s 4-13
	PANEL "108 GYM STAGE AREA, CCT#18 CONTROLS THE FOLLOWING LIGHTS: #'s 34- 43

Tender #3959 – Fire Alarm and Emergency
Lighting Inspections

Appendix D – Fire Alarm and Emergency
Lighting System Information

Region 4

	LOCATION: Ash Lee Jefferson	Device	Device address or circuit number	Annunciation	NOTES
	FIRE ALARM PANEL: Edwards EST2				
1	JANITOR'S RM 105	HTA	101		
2	STORAGE RM 103 (IN 108)	SA	102		
3	STORAGE RM 108	SA	103		
4	COMM RM 110	SA	104		
5	IN ROOM 260-259 STORAGE CLOSET	SA	105		check 252
6	ELECTRICAL RM 271	SA	106		
7	CUSTODIAN RM 272	HTA	107		
8	STORAGE RM 276	SA	108		
9	STAIRWELL # 2, REAR	SA	109		
10	STORAGE RM 122	SA	110		
11	ELEVATOR SHAFT	SA	112		
12	ADMIN. STORAGE RM 215	SA	114		
13	MUSIC STORAGE RM 247	SA	115		
14	CUSTODIAN RM 244	HTA	116		
15	STAIRWELL # 1,FRONT	SA	117		
16	CUSTODIAN OFFICE 127	HTA	118		
17	KITCHEN	HTA	119		
18	COMM RM 246	SA	120		
19	RECYCLE RM 221	SA	121		
20	GYM STORAGE	SA	122		
21	FAN RM 223, IN GYM STORAGE ROOM	HTA	123		
22	FAN RM 223, IN GYM STORAGE ROOM	HTA	124		
23	KITCHEN	HTA	125		
24	SPRINKLER RM 132	HTA	126		
25	ELECTRICAL RM 129	SA	127		
26	COMM RM 131	SA	128		
27	ELEVATOR MACHINE RM 123	HTA	129		
28	NEAR RM 102	MA	203		
29	MECH RM 121	MA	204		
30	ACROSS FROM 262	MA	205		
31	BY STAIRWELL # 2	MA	206		
32	EXIT NEAR 287	MA	207		
33	GATE TANK 3	SV	208		
34	LOW WATER TANK 3	SV	209		

35	GATE TANK 2	SV	210		
36	LOW WATER TANK 2	SV	211		
37	NEAR ELEVATOR	MA	213		
38	LOW AIR # 1, 2, 3	PS	214		
39	SPRINKLER MAIN FLOW	FSP	216		
40	MAIN GATE VALVE	SV	217		
41	LOW WATER TANK 1	PS	218		
42	GATE TANK 1	SV	219		
43	2ND FL SPRINKLER	FSV	220		
44	2ND FL SPRINKLER	SV	221		
45	1ST FL SPRINKLER	FSV	222		
46	CAFETERIA EXIT	MA	223		
47	KITCHEN EXIT	MA	224		
48	1ST FL SPRINKLER	SV	225		
49	FL ADJ. COMM RM	MA	226		
50	MAIN ENTRANCE	MA	227		
51	BY STAIRWELL # 1	MA	228		
52	ELEVATOR GATE	SV	229		
53	CAFETERIA EXIT	MA	230		
54	FAN RM 223, IN GYM STORAGE ROOM	MA	231		
55	FAN RM 223, IN GYM STORAGE ROOM	MA	232		
56	GYM EXIT	MA	233		
57	GYM EXIT	MA	234		
58	MECHANICAL RM 133	HT	235		
59	MECHANICAL RM 133	HT	235		
60	MECHANICAL RM 133	HT	235		
61	MECHANICAL RM 133	HT	235		
62	ELEVATOR PIT	SV	236		
63	MECH / BOILER RM 133 Exit # 1	MA	238		
64	MECH / BOILER RM 133 EXIT # 2	MA	239		
65	NOTIFYING DEVICES				
66	GYM	HS			
67	GYM	HS			
68	CAFETERIA	HS			
69	CAFETERIA	HS			
70	FAN RM 223	HS			
71	OFFICE	HS			
72	1ST FLOOR	HS			
73	1ST FLOOR	HS			
74	1ST FLOOR	HS			
75	1ST FLOOR	HS			
76	2ND FLOOR	HS			
77	2ND FLOOR	HS			

78	2ND FLOOR	HS			
79	2ND FLOOR	HS			
80	2ND FLOOR	HS			
81	2ND FLOOR	HS			
82	2ND FLOOR	HS			
83	2ND FLOOR	HS			
84	BOILER RM	HS			
85	BOYS WASHROOM BY 244	V			
86	GIRLS WASHROOM BY 244	V			
87	BOYS CHANGE RM	V			
88	GIRLS CHANGE RM	V			
	SPRINKLER TANK 1	GV			
	SPRINKLER TANK 2	GV			
	SPRINKLER TANK 3	GV			
	TOP STAIRS #2	R	206		
	DOOR HOLDERS	R			

FIRE ALARM NOTES AND RECOMMENDATIONS

	SMOKE DETECTORS ARE PHOTO TYPE; RANGE: 0.67-3.76%,
	KITCHEN SHUNT BREAKER IN PANEL IN KITCHEN
	Fire Door Number or Location
	BY INFO CENTER
	BOTTOM OF STAIRS 1
	BOTTOM OF STAIRS 2
	TOP OF STAIRS 1
	TOP OF STAIRS 2
	BY ROOM 256
	BY MECHANICAL ROOM #3
	By Mech Rm 134
	By Elev. Mach. Rm 123
	2nd Flr by Rm 256

EMERGENCY LIGHTING

Line #	EL UNIT Location	Remote Head	Cab. Head	Bat V A H	MOD #
1	Stairs # 1(FRONT)		Y	12	

2	Stairs # 1	Y			
3	Stairs # 2		Y	12	
4	STAIRS #2				
5	CUSTODIAN 105		Y		
6	Staff Washroom	Y			
7	Girls Washroom	Y			
8	Boys Washroom	Y			
9	COMMS ROOM 110	Y			
10	Storage Rm 103 (inside 108)	Y			
11	By Comm Rm 110		Y		
12	Elevator Machine Rm	Y			
13	By 114	Y			
14	By 118		Y	12	
15	By Mech Rm 121	Y			
16	By Storage Rm 122	Y			
17	Elevator Machine Rm	Y			
18	By Elevator, Lower Level	Y			
19	By Electrical Rm 129		Y		
20	By Storage Rm 125	Y			
21	STORAGE ROOM 125	Y			
22	By 137	Y			
23	Bottom Stairs # 1 Exit	Y			
24	Electrical Rm 129		Y		
25	Janitor's Office 130		Y		
26	Comm Rm 131	Y			
27	CUSTODIAN 127		Y		
28	BOYS WASHROOM 126	Y			
29	GIRL'S WASHROOM 128	Y			
30	Mechanical Room 121	Y			
31	MECHANICAL ROOM 133		Y		
32	MECHANICAL ROOM 131	Y			
33	Sprinkler Rm 132	Y			
34	Kitchen		Y		
35	Kitchen	Y			
36	Kitchen	Y			
37	Gym near Cafeteria		Y		
38	Gym Storage	Y			
39	Gym	Y			
40	Gym near Stage		Y		
41	Gym	Y			
42	Cafeteria Entrance		Y		
43	CAFETERIA EXIT		Y		
44	Outside Cafeteria		Y		

45	By Office	Y			
46	By Music Room	Y			
47	By Library	Y			
48	Gym Stage Hall		Y		
49	Gym Stage ramp		Y		
50	Gym Stage ramp, TOP	Y			
51	Fan Rm 223		Y		
52	Fan Rm 223	Y			
53	Janitor's Rm 244		Y		
54	Girls Washroom	Y			
55	Boys Washroom	Y			
56	By 250		Y		
57	By 248	Y			
58	By Comm Rm 248	Y			
59	By 255		Y		
60	By 256	Y			
61	By 264	Y			
62	By 268		Y	12	
63	By 267	Y			
64	Janitor's Rm 272		Y		
65	Girls Washroom	Y			
66	Boys Washroom	Y			
67	By Storage 276		Y	12	
68	By 286	Y			
69	Storage 276	Y			
70	BY 260		Y	12	
71	GYM STAGE		Y	12	
72	GYM STAGE BY STAIRS		Y		

	LOCATION: Astral Drive Elementary	Device	Device address or circuit number
	FIRE ALARM PANEL: Simplex 4100U		

MANUAL PULL STATIONS

1	Boiler Room Exit	M	Zone 1
2	Front Entrance	M	Zone 1
3	Left side Exit (Across from Library)	M	Zone 1
4	Playground Exit	M	Zone 1
5	Gym Exit	M	Zone 1
6	Top of Gym Stairwell (West Stairwell)	M	Zone 2
7	2nd Floor by Main Stairwell (East Stairwell)	M	Zone 2

SMOKE DETECTORS

1	Elevator machine room	S	Zone 1
2	Electrical Room	S	Zone 1
3	Gym Stairwell	S	Zone 5
4	Front Stairwell	S	Zone 8
5	Elevator Shaft	S	Zone 9

DUCT SMOKE DETECTORS

1	2nd Floor Fan Room #2 sys #4 sau	DSTA	M1-1
2	2nd Floor Janitors Office sys #4 sau	DSTA	M1-2
3	2nd Floor Boys washroom ret #1	DSTA	M1-3
4	1st Floor boys change room ret #1	DSTA	M1-4
5	2nd floor girls washroom sys #2 sau	DSTA	M1-5
6	2nd floor fan room #1syst #3 sau	DSTA	M1-6
7	2nd floor fan room #1 sys #2 sau	DSTA	M1-7
8	2nd floor girls washroom sys #3 SAU	DSTA	M1-8
9	2nd floor girls washroom sys #1 SAU	DSTA	M1-9
10	2nd Floor fan room sys #1 SAU	DSTA	M1-10

SPRINKLER DEVICES

1	sprinkler room Pressure switch	PS	Zone 3
2	sprinkler room	GV	Zone 10
3	sprinkler room	GV	Zone 4
4	sprinkler room	PS	Zone 4

NOTIFYING DEVICES

1	1st floor by #106	B	SIG 3
2	1st floor by boys washroom	B	SIG 3
3	1st floor by #115	B	SIG 3
4	1st floor by office	B	SIG 3

5	Gym	B	SIG 3
6	2nd floor fax room	B	SIG 3
7	Top of gym stairwell	B	SIG 3
8	2nd floor by #206	B	SIG 3
9	2nd Floor by boys washroom	B	SIG 3
10	2nd floor by #216	B	SIG 3
11	2nd Floor by #201	B	SIG 3
12	Gym	B	SIG 3
13	Boiler Room	B	SIG 3

	AHU SHUTDOWN	R	
--	---------------------	---	--

EMERGENCY LIGHTING					
Line #	EL UNIT Location	Remote Head	Cab. Head	B at V A H	MOD #
PANEL "A" ,CCT # 9					
	Outside Admin Office		Y		6V/7.2Ah
	East Exit BY FIRE PANEL		Y		
	South Exit BY ROOM 101	Y			
	Outside RM 109		Y		
	OUTSIDE RM 107		Y		
PANEL "B", CCT #25					
	South Exit BY GYM ENTRY		Y		
	GYM BY LOCKER ENTRY		Y		
	GYM Exit		Y		
	Outside RM 104		Y		
	Boys Washroom (Remote)	Y			
	Boys Change Room(Remote)	Y			
	Outside RM 105		Y		
	Girls washroom (Remote)	Y			
	Girls change rm (Remote)	Y			
	BOILER ROOM (NOT ON PANEL)		RG-36 K6	6V	RG-36 K6
	BOILER ROOM CORRIDOR			6V	7.2Ah
PANEL "C", CCT # 26					
	Outside RM 208		Y		
	Outside RM 211		Y		
	TOP OF STAIRS BY RM 201		Y		
PANEL "D" ,CCT #31					
	Room 218		Y		

	Fan Room THROUGH GIRLS W/R		Y		
	Outside RM 206		Y	6V/7.2Ah	
	Outside RM 203		Y		
	South Stairwell by 218		Y	6V/7.2A	
	Fan Room 2 (2nd FL)		Y	6V/7.2A	
	2nd FL Boy's Washroom	Y			
	2nd Fl Girl's Washroom		Y		
	ELECTRICAL ROOM				
	PORTABLE 5				
	PORTABLE 6				
	ELECTRICAL ROOM				

EMERGENCY LIGHTING NOTES AND RECOMMENDATIONS

1	2nd FL Fan Rm 2 ,Panel D Breaker 31		
2	Top of 2nd FL Stairs, Panel C Breaker 26		
3	1st FL Outside Office, Panel A Breaker 9		
4	Boiler Rm 1st FL, Panel B Breaker 25		
5	Device is on Panel "B" Cct # 25		
6	DEVICE IS NOT FOUND ON ANY BREAKER PANEL . TESTED LOCALLY		

Fire Door Number or Location
MAIN ENTRY
TOP OF STAIRS BY GYM
TOP OF STAIRS MAIN ENTRY

	LOCATION: Astral Dr. Jr.	Device	Device address or circuit number	Annunciation
--	---------------------------------	---------------	---	---------------------

FIRE ALARM PANEL:Edwards EST 3X

MANNUAL PULL STATIONS				
1	BY ROOM 168	M	ZONE 1	
2	BY ROOM 164	M	ZONE 1	
3	Tech Room 165	M	Zone 1	
4	BY DOOR 180(STAFF ROOM)	M	Zone 1	
5	Gym Hall	M	Zone 1	
6	South Entry	M	Zone 1	
7	Fan Room 162 (1st Floor) (In Canteen)	M	Zone 1	
8	Gym #1	M	Zone 4	
9	Gym #2	M	Zone 4	
10	Gym #3	M	Zone 4	
11	Main Entry	M	Zone 6	
12	Center Hall #1	M	Zone 6	
13	Center Hall #2	M	Zone 6	
14	1st Floor South(ADJ EOL) BY DR 114	M	Zone 6	
15	1st Floor North BY DR 101	M	Zone 6	
16	2nd Floor South(ADJ EOL)	M	Zone 11	
17	2nd Floor North	M	Zone 11	
SMOKE DETECTORS				
1	1st Floor South	SI	Zone 6	
2	1st Floor North	SI	Zone 6	
3	North Stairs	SI	Zone 8	
4	South Stairs	SI	Zone 10	
5	2nd Floor North	SI	Zone 11	
6	2nd Floor South (ADJ EOL)	SI	Zone 11	
7	Elevator Shaft	SI	Zone 12	
DUCT SMOKE DETECTORS				
1	Fan Rm 162 1st Fl (In Canteen) Supply #	DS	Zone 2	
2	Fan Rm 162 1st Fl (In Canteen) Supply #	DS	Zone 2	
3	Fan Rm 162 1st Fl (In Canteen) Return #	DS	Zone 2	
4	Fan Rm 162 1st Fl (In Canteen) Return #	DS	Zone 2	
5	Upper Mech Room SUPPLY	DS	Zone 9	
6	Upper Mech Room RETURN	DS	Zone 9	
HEAT DETECTORS				

1	Electrical Room (room 171)	RHT	Zone 1	
SPRINKLER DEVICES				
2	Sprinkler Room	PS	Zone 7	
4	Main Hall 1st Floor Elevator tamper	SV	Zone 5	
5	Sprinkler Room	SV	Zone 7	
NOTIFYING DEVICES				
1	Gym	B	SIG	
2	Gym	B	SIG	
3	East hall	B	SIG	
4	Drafting	B	SIG	
5	Wood Shop	B	SIG	
6	Fan Room 162	B	SIG	
7	Gym Hall	B	SIG	
8	Music Room	B	SIG	
9	Boys Shower	B	SIG	
10	Girls Shower	B	SIG	
11	Hall B Block 1st Floor	B	SIG	
12	Hall B Block 1st Floor	B	SIG	
13	Hall B Block 1st Floor	B	SIG	
14	Hall B Block 2nd Floor	B	SIG	
15	Hall B Block 2nd Floor	B	SIG	
16	Hall B Block 2nd Floor	B	SIG	

FIRE ALARM NOTES AND RECOMMENDATIONS

REQUIRE EVENING OR WEEKEND TIME TO PERFORM DESIGNATION .

EMERGENCY LIGHTING INSPECTION REPORT

Line #	EL UNIT Location	Remote Head	Cab. Head	
	2nd Floor South BY 203		Y	
	Girls washroom 2ND FL	Y		
	Boys washroom 2ND FL	Y		
	Top South Stairs	Y		
	Center Hall 2nd Flr	Y		
	2nd Floor North BY 211		Y	
	Top North Stairs (Remote)	Y		
	1st Floor North BY 113		Y	
	Bott North Stairs	Y		
	Main Hall		Y	
	Main Entry (Remote)	Y		
	Gym Hall		Y	
	South Exit (remote)	Y		

SOUTH Hall BY 104		Y	
Bottom south Stairs	Y		
CORR BY Boys washroom	Y		
Boys washroom	Y		
Girls washroom	Y		
South Hall (Remote)	Y		
Boys Showers (Remote)	Y		
Gym Back Left		Y	
Gym Back Right		Y	
Gym Front Left		Y	
Girls washroom (Remote)	Y		
Girls showers (Remote)	Y		
Gym Front Right			
Mech Rm. ABOVE CANTEEN			
CORR BY RM 165			

BY ROOM 121		EXIT
BOTTOM SOUTH STAIRS		EXIT
BY ROOM 106		EXIT
BY ROOM 137		EXIT
BOTTOM NORTH STAIR		EXIT
2ND FLOOR NORTH STAIR		EXIT
2ND FLOOR SOUTH STAIR RM 221		EXIT
BY ROOM 127		EXIT
BY MAIN OFFICE		EXIT
BY MAIN ENTRANCE		EXIT
BY GENERAL OFFICE		EXIT
ACROSS FROM OFFICE 186		EXIT
GYM EXIT		EXIT

GYM EXIT		EXIT
GYM EXIT		EXIT
BY ROOM 172		EXIT
BY ROOM 164		EXIT

EMERGENCY LIGHTING NOTES AND RECOMMENDATIONS	
1	2ND FLOOR LIGHTS CONTROLLED BY PANEL "H" ,
	CCT # 34 IN GYM STORAGE RM
2	LIGHTS IN GYM AND MECH RM ABOVE CANTEEN
	CONTROLLED BY PANEL "H", CCT #28 IN GYM STORAGE RM

Fire Door Number or Location
BY LIBRARY
BOTTOM STAIR BY 137
TOP STAIR BY 237
TOP STAIR BY 221
BOTTOM STAIR BY 122

		Device	Device address or circuit number
	LOCATION: Atlantic View		
	Fire Alarm Panel: Simplex 4100U		
	DEVICES		
2	WEST EXIT	M	ZN 5
3	WEST HALL	M	ZN 5
4	OLD FURNACE RM EXIT	M	ZN 5
5	OLD FURNACE RM	HT	ZN 5
	EAST EXIT	M	ZN 7
6	GYM EXIT	M	ZN 7
7	FURNACE RM / MECH ROOM	M	ZN 7
8	SPRINKLER RM	M	ZN 7
	MAIN ENTRANCE	M	ZN 7
	GYM ENTRANCE	M	ZN 7
10	SPRINKLER RM (LOW WATER TANK 1)	0	ZN 9
11	SPRINKLER RM (LOW WATER TANK 2)	0	ZN 10
12	SPRINKLER RM (LOW AIR TANK 1)	PS	ZN 1
13	SPRINKLER RM (LOW AIR TANK 2)	PS	ZN 3
14	SPRINKLER RM (TAMPER SWITCH)	SV	ZN 4
15	SPRINKLER RM (TAMPER SWITCH)	SV	ZN 4
16	SPRINKLER RM (TAMPER SWITCH)	SV	ZN 4
17	SPRINKLER RM (WATER FLOW)	FSP	ZN 2
	SPRINKLER RM DUCT SMOKE	DS	ZN 6
18	SPRINKLER RM DUCT SMOKE	DS	ZN 6
	AUDIBLES		
	OLD BLDG WEST HALL	B	SIG 1
21	OLD BLDG WEST HALL	B	SIG 1
22	OLD BLDG WEST HALL	B	SIG 1
23	NEW BLDG HALL	B	SIG 2
24	NEW BLDG HALL	B	SIG 2
25	GYM	B	SIG 2
26	FURNACE RM	B	SIG 2
27	OLD FURNACE RM	B	SIG1
28	SPRINKLER RM	B	SIG2

EMERGENCY LIGHTING

Line #	EL UNIT Location	Remote Head	Cab. Head	Bat. VAH	Manuf.
1	Main Entry		Y	6V 7AH	EMER GI - LITE
2	West Hall-across from room#6		Y	6V 7AH	EMER GI - LITE
3	west Hall-By girls washroom		Y	6V 7AH	EMER GI - LITE
4	West Hall-across from room #2		Y	6V 7AH	EMER GI - LITE
5	West Hall Remote-By room #3		Y	6V 7AH	EMER GI - LITE
6	West Hall Remote-across from #8		Y	6V 7AH	EMER GI - LITE
7	East By Library		Y	6V 7AH	EMER GI - LITE
8	Office Hall Remote	Y	Y	6V 7AH	EMER GI - LITE
9	New Furnace Room		Y	6V 7AH	EMER GI - LITE
10	Electrical room Remote	Y	Y	6V 7AH	EMER GI - LITE
11	Gym		Y	6V 7AH	EMER GI - LITE
12	Gym		Y	6V 7AH	EMER GI - LITE
13	East-across from sprinkler room.		Y	6V 7AH	STAN PRO

14	across from sprinkler room				
----	----------------------------	--	--	--	--

		Device	Device address or circuit number	Annunciation
	LOCATION: Auburn			
	Fire Alarm Panel: Simplex 4100			
	1ST LEVEL			
1	BOTTOM OF STAIRWELL # 1 (LOCKER SIDE)	SI	ZN 25	
2	BOTTOM OF STAIRWELL # 1	SI	ZN 25	
3	BOTTOM OF STAIRWELL # 1	EOL	ZN 25	
4	BOTTOM OF STAIRWELL # 2	M	ZN 4	
5	CORR ACROSS FROM RM # 101	M	ZN 3	
6	CORR ACROSS FROM RM # 101	EOL		
7	SOUTH ENTRANCE / EXIT	M	ZN 2	
8	SOUTH ENTRANCE / EXIT	EOL		
9	BOTTOM OF STAIRWELL #3	M	ZN 1	
10	REPAIR SHOP OUTSIDE ENTRANCE	M	ZN 1	
11	COMPRESSOR ROOM (OUTSIDE DOOR)	M	ZN 1	
	MAIN LEVEL			
1	NORTH ENTRANCE BY FIRE PANEL	M	ZN 7	
2	CAFETERIA EXIT	M	ZN 6	
3	CAFETERIA EXIT	EOL	ZN 6	
4	ENTRY TO MAIN LOBBY AREA (ADJ PH RM 2)	SI	ZN 10	
5	MAIN ENTRANCE	M	ZN 8	
6	ELECTRICAL RM	SI	ZN 26	
7	ELECTRICAL RM	EOL		
47	AUTO BODY EXIT	M	ZN 1	
8	COMMUNICATION RM	SI	ZN 10	
9	CORR TO GYM (SET OF DOUBLE DOORS)	SI	ZN 10	
10	By ROOM#219-CORRIDOR	SI	ZN 10	
11	SOUTH ENTRANCE BOTTOM STAIRWELL # 3	SI	ZN 10	
12	SOUTH ENTRANCE	M	ZN 9	
13	MAINTENANCE RM ACROSS FROM RM # 212	SI	ZN 5	
14	MAINTENANCE RM ACROSS FROM RM # 212	EOL	ZN 5	
15	OUTSIDE RM # 212	SI	ZN 10	

29	OUTSIDE RM # 212 (LOCKER SIDE)	SI	ZN 10	
30	OUTSIDE RM # 216	SI	ZN 10	
31	OUTSIDE RM # 216	EOL	ZN10	
32	OUTSIDE WOMEN'S WASHROOM	SI	ZN 10	
33	OUTSIDE WOMEN'S WASHROOM	EOL	ZN10	
	3RD LEVEL			
36	TOP OF STAIRWELL # 2	SI	ZN 14	
37	TOP OF STAIRWELL # 1	M	ZN 11	
38	TOP OF STAIRWELL # 1	SI	ZN 23	
39	TOP OF STAIRWELL # 1	EOL	ZN12	
40	OUTSIDE YOUTH HEALTH CENTRE	SI	ZN 23	
41	STAIRWELL # 1 BY ELEVATOR	SI	ZN 13	
42	TOP OF STAIRWELL # 3 (LOCKER SIDE)	M	ZN 11	
43	TOP OF STAIRWELL # 3 (LOCKER SIDE)	SI	ZN 23	
44	TOP OF STAIRWELL # 3 (LOCKER SIDE)	EOL	ZN23	
45	TOP OF STAIRWELL # 3	SI	ZN 28	
46	TOP OF STAIRWELL # 3	EOL	ZN28	
48	MAINTENANCE STORAGE CLOSET	SI	ZN 11	
49	MAINTENANCE RM 3002	M	ZN 11	
50	MAINTENANCE RM 3002	EOL	ZN11	
51	AHU # 1	DS	ZN 15	
52	AHU # 1	EOL	ZN 15	
53	AHU # 2	DS	ZN 16	
54	AHU # 2	EOL	ZN 16	
	PENTHOUSE			
57	AHU # 3	DS	ZN 17	
58	AHU # 3	EOL	ZN 17	
59	AHU # 4	DS	ZN 18	
60	AHU # 4	EOL	ZN 18	
61	AHU # 5	DS	ZN 20	
62	AHU # 5	EOL	ZN 20	
63	AHU # 6	DS	ZN 19	
64	AHU # 6	EOL	ZN 19	
	AHU #7	DS	ZN21	
65	AHU # 7	EOL	ZN 21	
	AHU #8	DS	ZN22	
	AHU #8	EOL	ZN22	
	AHU #9	DS	ZN27	
66	AHU #9	EOL		
70	AUTO BODY	TS	ZN 34	
71	PRODUCTION LAB	TS	ZN 39	
72	STAIRWELL # 1 ELEVATOR SHAFT	TS	ZN 38	
73	SPRINKLER RM (Large Riser)	TS	ZN 32	

74	SPRINKLER RM (Small Riser)	TS	ZN 31	
75	SPRINKLER RM (Main Gate Valve)	TS	ZN 33	
76	SPRINKLER RM (Large Riser)	PS	ZN 29	
77	SPRINKLER RM (Small Riser)	PS	ZN 24	
	NOTIFYING DEVICES			
	1ST LEVEL			
1	OUTSIDE CONFERENCE RM	B	SIG 3	
2	OUTSIDE RM # 101	B	SIG 3	
3	OUTSIDE RM # 104	B	SIG 3	
4	CORR TO SHOP HALLWAY	B	SIG 3	
5	WOODSHOP	V	SIG 5	
6	AUTOMOTIVE	V	SIG 5	
	MAIN LEVEL			
7	CAFETERIA	B	SIG 4	
8	OUTSIDE PHONE RM # 2	B	SIG 4	
9	LIBRARY	B	SIG 4	
10	OUTSIDE STUDENT SERVICES	B	SIG 4	
11	ACROSS FROM RM # 223	B	SIG 4	
12	ACROSS FROM RM # 212	B	SIG 4	
13	OUTSIDE RM # 214	B	SIG 4	
14	COMPUTER LAB HALLWAY	B	SIG 4	
15	ACROSS FROM RM # 202	B	SIG 4	
16	GYM	B	SIG 4	
	3RD LEVEL			
17	TOP OF STAIRWELL # 1	B	SIG 6	
18	OUTSIDE RM # 315	B	SIG 6	
19	ABOVE RM # 306	B	SIG 6	
20	OUTSIDE RM # 314	B	SIG 6	
21	OUTSIDE RM # 312	B	SIG 6	
22	MAINTENANCE STORAGE RM	B	SIG 6	
23	MECH RM 3002	B	SIG 6	
	PENTHOUSE			
24	PENTHOUSE	B	SIG 6	
25	PENTHOUSE	B	SIG 6	
	AUX POINTS			
26	DOOR HOLDER MAIN / 1ST LEVEL	RLY	AUX 3	
27	DOOR HOLDER 3RD LEVEL	RLY	AUX 4	
28	FAN SHUTDOWN	RLY	AUX 5	
29	KITCHEN HOOD SYSTEM	RLY	AUX 6	

Signal Circuits : SIG 3, SIG 4, SIG 5 , and SIG 6 must be disabled before testing

Auxiliaries Circuits : AUX 3 , AUX 4 , AUX 5, and AUX 6 must be disabled before testing.

Fire Door Number or Location

NORTH ENTRY TO LOBBY
STAIR 2 TO LEV 1&3
STAIR 1 TO LEV 2&3
2ND FLOOR BY MUSIC ROOM
2ND FLOOR BY ROOM 212
GYM SOUTH EXIT
CORRIDOR ADJ SOUTH EXIT
BY MAIN OFFICE
3RD FLOOR BY ELEVATOR
3RD FLOOR BY 312
2ND FLOOR STAIR 3 TO LEVEL 3

EMERGENCY LIGHTING

Line #	EL UNIT Location	Remote Head		Cov	Bat. VAH	
	1ST LEVEL		unit			
1	Across from Elevator		unit		6V/7.2Ah	
2	Stairwell # 2		unit		6V/7.2Ah	
3	By Women w'rm by Str 2		unit		6v/12Ah	
4	By Rm # 101		unit		6V/7.2Ah	
5	By Rm # 103		unit		6V/7.2Ah	
6	By Rm # 104		unit		6V/7.2Ah	
7	By Rm # 108		yes		6V/7.2Ah	
8	Corr by Rm #111		unit		6V/7.2Ah	
9	By Rm # 112		unit		6V/4.5Ah	
10	Rm 110 WOODSHOP		unit		6V/7.2Ah	
11	Rm 111		unit		6V/7.5Ah	
12	Rm 112		unit		6V/7.2Ah	
13	bottom stairwell #1	yes				
14	By Rm #108/ Exit	yes				
15	Girls Washroom	yes				
16	Boys Washroom	yes				
17	By Rm #101/Exit	yes				
			unit			
	MAIN LEVEL		unit			
18	Cafeteria		unit		6V/7.2Ah	
19	Cafeteria		unit		6V/7.2Ah	
20	Cafeteria		unit		6V/7.2Ah	
21	North Ent.-By FACP.		unit		6V/7.2Ah	

22	Lobby Area		unit	6V/7.2Ah
23	By Library		yes	6V/7.2Ah
24	By Student Services		unit	6V/7.2Ah
25	Student Services		yes	6V/7.2Ah
26	Student Services		unit	6V/7.2Ah
27	Office		unit	6V/7.2Ah
28	Main Entrance	yes		6V/7.2Ah
29	Lobby Area by Phones		unit	6V/7.2Ah
30	By Rm # 225		unit	6V/7.2Ah
31	By Rm # 221		unit	6V/7.2Ah
32	Electrical Rm		unit	6V/7.2Ah
33	Gym-By Score Clock		unit	6V/7.2Ah
34	Gym		unit	6V/7.2Ah
35	Gym		unit	6V/7.2Ah
36	Gym		unit	6V/7.2Ah
37	By Rm # 212		unit	6V/7.2Ah
38	Outside Gym/South		unit	6V/7.2Ah
39	South Entrance		unit	6V/7.2Ah
40	By Rm #211		unit	6V/7.2Ah
41	By Rm # 209		unit	6V/7.2Ah
42	By Rm # 205		unit	6V/7.2Ah
43	By Rm # 202		yes	6V/7.2Ah
44	By Boy's Washroom		unit	6V/7.2Ah
45	Stairwell # 2		yes	6V/7.2Ah
46	BY 215		unit	6V/7.2Ah
47	Kitchen		unit	6V/7.2Ah
48	Teachers Lounge		unit	6V/7.2Ah
49	Teachers Lounge Hall		unit	6V/7.2Ah
50	Library		unit	6V/7.2Ah
51	Library		unit	6V/7.2Ah
52	Library		unit	6V/7.2Ah
53	Boys washroom		unit	6V/7.2Ah
54	Girls washroom		unit	6V/7.2Ah
55	Stairs#1/Middle Landing		unit	6v/7.2Ah
	3RD LEVEL		unit	
56	Mech Rm 3002		unit	6V/7.2Ah
57	Stairwell # 3		unit	6V/12Ah
58	By Rm # 312		unit	6V/12Ah
59	By Rm # 309		unit	6V/7.2Ah
60	By Rm # 305		unit	6V/7.2Ah
61	By Rm # 301	yes		6V/7.2Ah
62	By Rm # 302		unit	6V/7.2Ah
63	By Boy's Washroom		yes	6V/7.2Ah

64	By Maintenance Storage		unit		6V/12Ah
65	By Student Health Office		unit		6V/7.2Ah
66	Stairwell # 1		unit		6V/7.2Ah
67	Stairwell # 2		unit		6V/7.2Ah
68	Maintenance Storage		unit		6V/7.2Ah
	PENTHOUSE		unit		
70	Penthouse Lr Stairs		unit		6V/12Ah
71	Penthouse Up Stairs		unit		6V/7.2Ah
72	Penthouse North		unit		6V/7.2Ah
73	Penthouse South		unit		6V/7.2Ah
74	Stage		unit		
75	Gym Storage 2nd floor		unit		

		Device	Device address or circuit number	
	LOCATION: Beaver Bank Kinsac			
	FIRE ALARM PANEL: Edwards 6500			Remarks
	MANUAL PULL STATIONS			
1	BY ROOM 206	M	ZONE 1	
2	EXIT BY 216	M	ZONE 1	
3	FURNACE ROOM	M	ZONE 1	
4	CORRIDOR EXIT BY 214	M	ZONE 1	
7	MAIN ENTRANCE	M	ZONE 3	
8	CORRIDOR BY 202 STAIRS	M	ZONE 3	
9	GYM	M	ZONE 3	
10	GYM	M	ZONE 3	
11	GYM EXIT	M	ZONE 3	
14	SPRINKLER ROOM	M	ZONE 6	
15	BASEMENT BY WASHROOMS	M	ZONE 6	
16	BASEMENT BY CLASSROOM 101	M	ZONE 6	
	SMOKE DETECTORS			
19	STAIRS TO BASEMENT BY OFFICE	S	ZONE 11	
22	STAIRS TO BASEMENT BY 202	S	ZONE 10	
37	ELECTRICAL ROOM	S	ZONE 2	
	DUCT SMOKE DETECTORS			
25	SPRINKLER ROOM AIR HANDLER SUPPLY	DS	ZONE 7	

28	SPRINKLER ROOM AIR HANDLER RETURN	DS	ZONE 8	
31	GYM FAN ROOM SUPPLY	DS	ZONE 4	
34	GYM FAN ROOM RETURN	DS	ZONE 5	
SPRINKLER DEVICES				
1	WATER FLOW ALARM	FSP	ZONE 9	
3	MAIN VALVE	SV	ZONE 14	
2	TANK VALVE #1	SV	ZONE 14	
4	TANK VALVE #2	SV	ZONE 14	
5	LOW WATER TANK #1	SV	ZONE 16	
6	LOW WATER TANK #2	SV	ZONE 13	
7	LOW AIR SPRINKLER SYSTEM	SV	ZONE 15	
NOTIFYING DEVICES				
1	BY 214	B		
2	BY RM 210	B		
3	BY 207	B		
4	GYM HALL	B		
5	ROOM 201	B		
6	ROOM 101	B		
7	SPRINKLER TANK ROOM	B		
8	GYM	B		
END OF LINE RESISTORS				
1	EXIT BY 215	EOL	ZONE 1	
2	GYM EXIT	EOL	ZONE 3	
3	BASEMENT BY CLASSROOM 101 BASEMEN	EOL	ZONE 6	
4	STAIRS CEILING	EOL		
5	STAIRS CEILING	EOL		
6	SPRINKLER ROOM	EOL	ZONE 7	
7	SPRINKLER ROOM	EOL	ZONE 8	

8	GYM FAN ROOM	EOL	ZONE 4	
9	GYM FAN ROOM	EOL	ZONE 5	
10	ELECTRICAL ROOM	EOL	ZONE 2	
11	SPRINKLER ROOM	EOL	ZONE 14	
12	SPRINKLER ROOM	EOL	ZONE 16	
13	SPRINKLER ROOM	EOL	ZONE 13	
14	SPRINKLER ROOM	EOL	ZONE 9	
15	SPRINKLER ROOM	EOL	ZONE 15	
16	BY 214	EOL	SIG 1	
17	BY RM 210	EOL	SIG 2	
	RELAYS, AUXILIARIES			
1	DOOR HOLDERS NEW AREA	AUX	AUX1	
2	DOOR HOLDERS OLD AREA	AUX	AUX 2	
3	CITY CONNECTION	AUX	AUX 3	

EMERGENCY LIGHTING

Line #	EL UNIT Location	Remote Head	Cab. Head	Remarks
1	FRONT ENTRANCE			
2	CORR BY GYM			
3	CORR BY 203			
4	TOP OF STAIR BY RM 202			908 BULBS
6	STAIRS 1ST FLOOR			
7	CORR BY ELECT RM			
8	CORR BY LEARNING CENTER			
9	CORR BY 211			
10	STAIRS BY 101 BASEMENT			
11	NEAR WASHROOM BASEMENT			
14	BY RM101			
15	GYM RIGHT			
16	GYM LEFT			
	GYM EXIT		Y	COMBO
17	FAN ROOM GYM			908 BULBS
18	EXIT FROM GYM TO FIELD			

19	SPRINKLER ROOM			
	BOYS WASHROOM UPSTAIRS			
	GIRLS WASHROOM UPSTAIRS	Y		
20	BOYS WASHROOM (BASEMENT)			
21	BASEMENT STAIRS TO MAIN			
	BREAKERS			
1	By office Panel D, CCT 4			
2	By Stage Panel C, CCT 10 & 15			
3	In Boiler Rm Panel PP, CCT 2 & 4			
4	Basement Hallway Panel E, CCT 4			

	LOCATION: Beaver Bank Monarch Dr.	Device	Device address or circuit number	Annunciation
	FIRE ALARM PANEL: Edwards 6500			
	Devices			
1	MAIN ENTRANCE	M	ZN1	
2	CANTEEN	HT	ZN1	
3	BY CENTER STAIRS	M	ZN1	
4	ELEVATOR MACHINE ROOM	S	ZN10	
5	ELEVATOR MACHINE ROOM	EOL	ZN10	
6	BY ROOM 102	M	ZN1	
7	BY ROOM 123	M	ZN1	
8	BY ROOM 125	EOL	ZN1	
9	TOP OF CENTER STAIRS	M	ZN3	
10	BY ROOM 201	M	ZN3	
11	BY ROOM 225	M	ZN3	
12	BY ROOM 225	EOL	ZN3	
13	MECHANICAL/SPRINKLER ROOM	M	ZN9	
14	MECHANICAL/SPRINKLER ROOM	EOL	ZN9	
15	FAN ROOM # 2 RETURN	DS	ZN11	
16	FAN ROOM # 2 SUPPLY	DS	ZN11	
17	CENTER STAIR	S	ZN5	
18	CENTER STAIR	EOL	ZN5	
19	STAIRS BY ROOM 201	S	ZN7	
20	STAIRS BY ROOM 201	EOL	ZN7	
21	STAIRS BY ROOM 225	S	ZN8	
22	STAIRS BY ROOM 225	EOL	ZN8	
23	GYM EXIT	M	ZN2	
24	GYM EXIT	EOL	ZN2	
25	STAIRS FROM GYM TO FAN ROOM #	S	ZN4	
26	STAIRS FROM GYM TO FAN ROOM #	EOL	ZN4	
27	FAN ROOM # 1 RETURN	DS	ZN12	
28	FAN ROOM # 1 SUPPLY	DS	ZN12	
29	FAN ROOM # 1	EOL	ZN12	
	OUTSIDE STORAGE	M		
	SIGNALS			
31	SPRINKLER ROOM	B	SIG2	
32	BY ROOM 102	B	SIG2	

33	BY ROOM 104	B	SIG2	
34	1ST FLOOR BY CENTER STAIRS	B	SIG1	
35	BY ROOM 124	B	SIG2	
36	BY ROOM 220	B	SIG1	
37	BY ROOM 223	B	SIG2	
38	BY ROOM 204	B	SIG1	
39	BY ROOM 124	B	SIG2	
40	GYM EXIT	B	SIG2	
41	GYM STOARGE	B	SIG2	
42	FAN ROOM # 1	B	SIG2	

RELAYS

DOOR RELEASE	R	
AHU SHUTDOWN	R	
TANK #1	GV	20
TANK #2	GV	20
MAIN	GV	20
LOW WATER	SUP	19
SPRINKLER ALARM	ALM	13
LOW AIR	SOP	21

EMERGENCY LIGHTING

Line #	EL UNIT Location	Remote Head	Cab. Head	CIRCUIT
1	BY ROOM 104			1
2	BY 1ST FLOOR MACH. ROOM			2
3	MAIN ENTRY			3
4	BY ROOM 122			4
5	GYM ENTRY			
6	GYM BY GIRLS LOCKER ROOM			
7	GYM REAR			
8	BOYS LOCKER ROOM			
9	BOYS LOCKER ROOM ENTRY	Y		
10	GIRLS LOCKER ROOM			
11	GIRLS LOCKER ROOM ENTRY	Y		

12	CENTER STAIRWELL			10
13	BY ROOM 220			11
14	BY ROOM 202			12
15	BY ROOM 223			
16	BOYS WASHROOM 2ND FLOOR			14
17	BOYS WASHROOM 2ND FLR ENTRY	Y		
18	GIRLS WASHROOM 2ND FLOOR			
19	GIRLS WASHROOM 2ND FLR ENTRY	Y		
20	STAIRWELL BY ROOM 225			
21	STAIRWELL BY ROOM 201			
22	RAMP BEHIND STAGE			18
23	BOYS WASHROOM 1ST FLOOR			
24	BOYS WASHROOM 1ST FLR ENTRY	Y		
25	GIRLS WASHROOM 1ST FLOOR			
26	GIRLS WASHROOM 1ST FLR ENTRY	Y		
	PORTABLE MAIN DOOR			
	PORTABLE DOOR AT RAMP			

NOTE; PNL 101 BREAKER CONTROL DOOR HODERS

EMERGENCY LIGHTING NOTES AND RECOMMENDATIONS

REM # 1 Panel 102, cct # 18 controls lights 1, 2, 3 & 4.		
Panel 101, cct # 18 controls lights 5 to 11 and 22. Panel in Room 210,		
cct # 13 controls lights 13 to 22		

	LOCATION: Bedford & Forysth Ed. Centre (Bedford Campus) FIRE ALARM PANEL: Mirtone	Device	Device address or circuit number	Annunciation
--	--	---------------	---	---------------------

MANUAL PULL STATIONS

1	NORTH END 2ND FLOOR/BY LIBRARY	M	Zone #7	
2	CENTER STAIRS 2ND FLR/BY GIRLS W/R	M	Zone #7	
3	SOUTH END 2ND FLOOR/BY BAND ROOM	M	Zone #7	
4	CENTER STAIRS 3RD FLR/BY GIRLS W/R	M	Zone #8	
5	NORTH END 3RD FLOOR/ BY ROOM 301	M	Zone #8	
6	SOUTH END 3RD FLOOR/ BY ROOM 310	M	Zone #8	
7	NORTH END 1ST FLOOR/BY GYM ENTRY	M	Zone #11	
8	MAIN ENTRANCE	M	Zone #11	
9	BACK STAIRS 1ST FLOOR/BY ROOM 106	M	Zone #11	
10	CENTER STAIRS 1ST FLOOR	M	Zone #11	
11	CAFETERIA	M	Zone #11	
12	GYM	M	Zone #12	
13	DRAFTING EXIT BY ELECTRICAL ROOM	M	Zone #13	
14	BASEMENT HALL EXIT	M	Zone #13	
15	BOILER ROOM	M	Zone #14	

SMOKE DETECTORS

1	1ST FLOOR NORTH HALL BY ROOM 106	SI	Zone #1	
2	2ND FLOOR BY CENTER STAIRS	SI	Zone #2	
3	CENTER STAIRS BY GIRLS WASHROOM	SI	Zone #8	
4	NORTH STAIRS BY ROOM 300	SI	Zone #8	
5	SOUTH STAIRS BY ROOM 309	SI	Zone #8	
6	BACK STAIRS BY GYM ENTRY	SI	Zone #11	
7	ELEVATOR SHAFT	SI	Zone #15	
8	ELEVATOR MECH. ROOM	SI	Zone #16	

HEAT DETECTORS

1	JANITOR ROOM 2ND FLOOR	RHT	Zone #7	
2	SEWING ROOM (2ND FLOOR)	RHT	Zone #7	
3	COOKING ROOM (2ND FLOOR)	RHT	Zone #7	
4	LIBRARY STORAGE	RHT	Zone #7	
5	JANITOR ROOM 3RD FLOOR	RHT	Zone #8	
6	WOODSHOP STORAGE	RHT	Zone #13	
7	ELECTRICAL ROOM	HT	Zone #13	
8	BOILER ROOM	HT	Zone #14	
9	KITCHEN	HT	Zone # 14	

NOTIFYING DEVICES

1	HALL 3RD FLOOR	B	Sig #1	
2	HALL 3RD FLOOR	B	Sig #1	
3	HALL 2ND FLOOR	B	Sig #1	
4	HALL 2ND FLOOR	B	Sig #1	
5	BOILER ROOM	B	Sig #1	
6	BASEMENT	B	Sig #1	
7	BASEMENT	B	Sig #1	
8	CAFETERIA	B	Sig #1	
9	GYM	B	Sig #1	
10	1ST FLOOR NORTH HALL	B	Sig #1	

END OF LINE RESISTORS

1	BOILER ROOM	EOL	Zone #14	
2	NORTH END 2ND FLOOR	EOL	Zone #7	
3	1ST FLOOR NORTH HALL	EOL	Zone #1	
4	2ND FLOOR BY ROOM 205	EOL	Zone #2	
5	SOUTH END 3RD FLOOR	EOL	Zone #8	
6	CAFETERIA	EOL	Zone #11	
7	BASEMENT HALL EXIT	EOL	Zone #13	
8	DOOR RELEASE	R		

Fire Door Number or Location

MAIN LOBBY BY RM 100
MAIN LOBBY REAR
MAIN LOBBY TO GYM
2ND LEV BY LIBRARY
2ND LEV BY SEWING ROOM
2ND LEV BY BAND ROOM
2ND LEV BY RM 209
3RD LEV BY RM 309
3RD LEV BY RM 308
3RD LEV BY RM 300
3RD LEV BY ROOF ACCESS

EMERGENCY LIGHTING

Line #	EL UNIT Location	MOD #	Manuf.
1	Main Lobby	COMBO	
2	Cafeteria(ON SIDE WALL)		
3	Cafeteria Exit	COMBO	
4	Gym by Stage		
5	Gym		

6	Gym, MAIN ENTRY		
7	By Room 100 Double Doors	COMBO	
8	By Room 106	COMBO	
9	By Room 102	UNIT	<input type="checkbox"/>
#	2ND FL Stairs by Library	UNIT	<input type="checkbox"/>
#	By Library	COMBO	
#	By Room 201 Double Doors	COMBO	
#	By Room 207 Double Doors	COMBO	
#	Center Stairs BY RM 202	UNIT	
#	3rd Floor by Room 304	UNIT	
#	3rd Floor Stair by Room 309	UNIT	
#	Stairs by Room 301	UNIT	
#	By Room 104 Double Doors	COMBO	
#	Stairwell to Boys Lockers		
#	BOYS LOCKER		
#	TECH ED ROOM ENTRY	COMBO	
#	TECH ED ROOM EXIT	COMBO	
#	BASEMENT CORRIDOR		
#	BASEMENT SOUTH EXIT	UNIT	
#	CENTER STAIR IN STAIR	UNIT	
#	3RD FL BY ROOF ACCESS	COMBO	

EMERGENCY LIGHTING NOTES AND RECOMMENDATIONS

- 1 EMERGENCY LIGHTS ARE CONTROLLED BY PANEL ACROSS
FROM ROOM 100, CTT#16
- 2 ALSO, THIS BREAKER SHUTS OFF WALL OUTLETS MAIN OFFICE.....

LOCATION: Bell Park	Device	Device address or circuit number	Annunciation
Fire Alarm Panel: Edwards 6500			

MANUAL PULL STATIONS

1	BOILER ROOM	M	Zone 1	
2	MAIN ENTRANCE	M	Zone #1	
3	NORTH WING Opp Rm # 6	M	Zone 1	
4	GYM EXIT NORTH	M	Zone 1	
5	CENTER HALL	M	Zone 1	
6	SOUTH WING By Rm # 101	M	Zone 1	
	GYM	M	Zone 1	
7	GYM	EOL	Zone 1	

2 ND FLOOR

1	2 ND FLOOR SOUTH END	M	Zone #1	
2	2 ND FLOOR CENTRE HALL	M	Zone 1	
3	2 ND FLOOR NORTHEND BY VP OFFICE	M	Zone 1	
4	FAN ROOM	DS	Zone 3	
5	FAN ROOM BY ENTRANCE	DS	Zone 3	

NOTIFYING DEVICES

1	SOUTH END	B	Sig #1	
2	CENTRE HALL	B	Sig #1	
3	CENTRE HALL	B	Sig #1	
4	NORTH END	B	Sig #1	
1	GYM	B	Sig #1	
2	2 ND FLOOR SOUTH END	B	Sig #1	
3	2 ND FLOOR CENTRE HALL	B	Sig #1	
1	2ND FLOOR NORTH END	B	Sig #1	

HEAT DETECTORS

	SOUTH END STAIRWAY	HT		
	CENTRE HALL STAIRWAY	HT		

DUCT SMOKES

FAN ROOM	DS
FAN ROOM BY ENTRANCE	DS

2
2

2ND FLOOR NORTH END

B

SIG 1

EMERGENCY LIGHTS

Unit #	Location	# of Heads	Model	Circuit #
1	MAIN ENTRANCE	2	EMERGI-LITE	
4	HALL BY GYM	2	LUMACELL	
3	SOUTH STAIR			
	GYM SOUTH			
	GYM NORTH			
4	HALL BY 104		STANPRO	
7	HALL BY 106		STANPRO	
8	BOTTOM CENTRE STAIR		LUMACELL	
15	HALL BY 113			
13	HALL BY 212			
	CENTRE STAIR			
11	HALL BY 215			
9	HALL BY 217			
	TOP SOUTH STAIR			
	O/S ELECTRICAL RM		UNIT	

LOCATION:Caldwell Rd.

Fire Alarm Panel: Edwards 6500

Device	Correctly installed	Requires service	Alarm confirmation	Sensitivity reading	Device address or circuit number	Annunciation
--------	---------------------	------------------	--------------------	---------------------	----------------------------------	--------------

MANUAL PULL STATIONS

1	FRONT ENTRY BY ROOM 8	M				ZN -2	
2	NORTH EXIT BY ROOM 11	M				ZN -2	
3	CARETAKER'S RM 6	M				ZN -2	
4	MAIN ENTRY	M				ZN-1	
5	BACK EAST EXIT BY MUSIC RM # 122	M				ZN-1	
6	GYM BACK WALL	M				ZN-1	
7	NEW END EXIT BY RM 115	M				ZN-1	
8	HALL 2ND FLOOR BY RM 202	M				ZN-1	
9	NEW END EXIT BY RM 112A	M				ZN-1	
10	HALL 2ND FLOOR BY RM 209	M				ZN-1	
11	BOILER ROOM	M				ZN -2	

HEAT DETECTORS

1	SOUTH STAIRWELL	HT				ZN-1	
2	WEST STAIRWAY	HT				ZN-1	

SPRINKLER DEVICES

1	BOILER ROOM	FSP				ZN-3	
2	BOILER ROOM	SV				ZN-9	

NOTIFYING DEVICES

1	1ST FLOOR NEW END	B				SIG 1	
2	HALL 2ND FLOOR	B				SIG 1	
3	GYM	B				SIG 1	
4	EAST EXIT	B				SIG 1	
5	MAIN LOBBY	B				SIG 1	
6	OLD HALL	B				SIG 1	
7	NORTH HALL	B				SIG 1	
8	NORTH HALL	B				SIG 1	
9	BOILER ROOM	B				SIG 1	

DUCT DEVICES

1	Air Handel Unit	DS				5	
2	Air Handel Unit	DS				5	

FIRE ALARM NOTES AND RECOMMENDATIONS

FRONT OF THE FACP IS ALSO THE DOOR

WHEN CITY DISCONNECT IS BYPASSED
THE DOORS WILL STAY OPEN.

FIRE DOORS

BY ROOM 5

BY ROOM 3

BACK EAST HALL

EMERGENCY LIGHTING

Line #	EL UNIT Location	Remote Head	Cable Head	Cover	Exit Bulb A/C/D	Batt. V A H	Manuf.	Serial #
PANEL "A" Cct # 39 MAIN HALL								
1	Main Hall Exit By Rm 11		Y				emergi-lite	
2	Hall By Room 3		Y				lithonia	
3	Hall By Room 4		Y				emergi-lite	
4	Main Entry		Y				emergi-lite	
5	1ST Floor Hall By Rm 8		Y				emergi-lite	
PANEL "B" Cct # 17 In Rm124								
6	East Back Hall By Rm 123		Y				emergi-lite	
7	Gym Far Wall		Y				emergi-lite	
8	Gym		Y				emergi-lite	
9	Hall By Library		Y				emergi-lite	
10	2ND Floor Hall		Y			6V	emergi-lite	
11	Top Of Stair By 202		Y				emergi-lite	
12	Bottom Of Stair By 116		Y				emergi-lite	
13	Top Of Stair By 209		Y				emergi-lite	
14	Bottom of Stair By Library		Y				emergi-lite	

EMERGENCY LIGHTING NOTES AND RECOMMENDATIONS

1	BREAKER PANEL "A" BY MAIN ENTRY, CCT# 39 CONTROLS LIGHTS IN OLD BUILDING & FRONT ENTRY WHICH ARE DEVICES 1 THROUGH 5							
2	BREAKER PANEL "B" IN VICE PRINCIPALS OFFICE RM 124 Cct # 17 CONTROLS LIGHTS IN GYMNASIUM AND NEW							

SECTION WHICH ARE DEVICES 6 THROUGH
14

--	--	--	--	--	--	--	--

		Device	Device address or circuit
	LOCATION: Duncan MacMillan		
	FIRE ALARM PANEL: MITRON 7902		
1	DEVICES		
3	ZONE 1 / BOILER ROOM		
4	BOILER RM	M	ZONE 1
5	BOILER RM	RHT	ZONE 1
	BOILER RM	HT	ZONE 1
6	BOILER RM	HT	ZONE 1
7	BOILER RM	HT	ZONE 1
8	BOILER RM	EOL	ZONE 1
9	ENTRANCE TO VAULT	HT	ZONE 1
10	ZONE 2 / SECOND FLOOR		
11	MAIN ENTRY TOP STAIRS	M	ZONE 2
12	WEST HALL EXIT 1ST FLOOR	M	ZONE 2
13	2ND FLOOR WEST HALL	M	ZONE 2
14	2ND FLOOR EAST HALL	M	ZONE 2
15	2ND FLOOR EAST HALL	M	ZONE 2
16	BOOK STORAGE 2ND FLOOR	RHT	ZONE 2
17	EAST HALL JAN ROOM 2ND FLOOR	RHT	ZONE 2
	TYPING STORAGE ROOM 215 2ND FLOOR	RHT	ZONE 2
18	CHEMICAL STORAGE	RHT	ZONE 2
20	ZONE 3 / STAIRWELL # 2		
	EAST STAIRS/ BACK STAIRS OLD BLDG	S	ZONE 3
	EAST STAIRS/ BACK STAIRS OLD BLDG	EOL	ZONE 3
	ZONE 4 / STAIRWELL # 1		
21	MAIN ENTRY STAIRS/ FRONT STAIRS	S	ZONE 4
	MAIN ENTRY STAIRS/ FRONT STAIRS	EOL	ZONE 4
	ZONE 5 / STAIRWELL # 3		
22	TOP OF STAIRS BY GYM/ CENTER STAIRS	S	ZONE 5
	TOP OF STAIRS BY GYM/ CENTER STAIRS	EOL	ZONE 5
	ZONE 6 / STAIRWELL # 4		
23	WEST STAIRS / BACK STAIRS NEW BLDG	S	ZONE 6
24	WEST STAIRS / BACK STAIRS NEW BLDG	EOL	ZONE 6
26	ZONE 7 / BOTTOM FLOOR		
27	MAIN ENTRY BOTTOM OF STAIRS	M	ZONE 7
28	1ST FLOOR EAST HALL	M	ZONE 7
29	EAST HALL EXIT	M	ZONE 7
30	STAIRS BY GYM	M	ZONE 7
31	COMPUTER LAB ROOM 104	M	ZONE 7

	NEAR KITCHEN IN WEST HALL	M	ZONE 7		
32	COMPUTER LAB STORAGE ROOM 100	RHT	ZONE 7		
33	COMPUTER LAB STORAGE ROOM 102	RHT	ZONE 7		
34	CUSTODIAN OFFICE	RHT	ZONE 7		
35	BOTTOM FLOOR MAINTENANCE RM	HT	ZONE 7		
36	JANITOR'S CLOSET ACROSS FROM RM 103	RHT	ZONE 7		
	ELEVATOR MACHINE ROOM	S	ZONE 7		
	BY FIRE PANEL	M			
38	ZONE 8				
40	ZONE 9 / GYM				
41	GYM ENTRANCE NEAR STAGE	M	ZONE 9		
42	GYM / EXIT NEAR STAGE	M	ZONE 9		
43	BOYS LOCKER ROOM EXIT (GYM)	M	ZONE 9		
44	GYM STORAGE	RHT	ZONE 7		
45	GYM ENTRANCE NEAR STAGE	EOL	ZONE 9		
	ZONE 10				
	KITCHEN HOOD SUPPRESSION				
48	BELLS				
49	BOTTOM FLOOR				
50	COMPUTER LAB RM 104	B	SIG 2		
51	OUTSIDE RM 104	B	SIG 2		
52	CAFETERIA	B	SIG 2		
53	OUTSIDE CAFETERIA MAIN HALLWAY	B	SIG 1		
54	GYM	B	SIG 2		
55	GYM	B	SIG 2		
56	BOILER ROOM	B	SIG 1		
57	ACROSS FROM RM 105	B	SIG 1		
58	BOTTOM OF EAST STAIRS	B	SIG		
60	SECOND FLOOR				
61	ACROSS FROM RM 205	B	SIG 1		
62	TOP OF MAIN STAIRWELL	B	SIG 1		
63	BY RM 208	B	SIG 2		
64	BY RM 215	B	SIG 2		
65	STAIRWELL #2 BY RM 209	B	SIG 2		
66	BY RM 215	EOL	SIG 2		
EMERGENCY LIGHTING					
Line #	EL UNIT Location	Rem ote Head	Cab. Head	Bat. VAH	Manuf.

1	BY ROOM 141		Y	6V 7AH	EMER GI LITE
2	BY MAIN OFFICE BY ROOM 116		Y	6V 7AH	EMER GI LITE
3	BY ROOM 119		Y	6V 7AH	EMER GI LITE
4	1ST FLOOR STAIRWELL #3 EXIT		Y	6V 7AH	EMER GI LITE
5	BY ROOM 104		Y	6V 7AH	EMER GI LITE
6	GYM LEFT OF STAGE		Y	6V 7AH	EMER GI LITE
7	GYM RIGHT OF STAGE		Y	6V 7AH	EMER GI LITE
	BACK GYM EXIT		Y	6V 7AH	EMER GI LITE
8	BY GYM OFFICE 109		Y	6V 7AH	EMER GI LITE
9	MAIN ENTRANCE		Y	6V 7AH	EMER GI LITE
10	BY STAFF ROOM 215		Y	6V 7AH	EMER GI LITE
11	BY ROOM 229		Y	6V 7AH	EMER GI LITE
12	STAIRWELL MIDDLE LANDING 232		Y	6V 7AH	EMER GI LITE
13	ACROSS FROM 211		Y	6V 7AH	EMER GI LITE

14	TOP OF STAIRWELL #3		Y	6V 7AH	EMER GI LITE
15	MIDDLE STAIRWELL #3		Y	6V 7AH	EMER GI LITE
16	BY ROOM 204		Y	6V 7AH	EMER GI LITE
17	STAIRWELL BY ROOM 204		Y	6V 7AH	EMER GI LITE
18	STAIRWELL BY 201		Y	6V 7AH	EMER GI LITE
19	BOTTOM OF STAIRWELL #3				

EMERGENCY LIGHTING NOTES AND RECOMMENDATIONS

1	BREAKER PANEL IN 218, CCT 31, 32, 33
	BREAKER PANEL BY ROOM 211 CCT 9
	PANEL IN KITCHEN CCT 18
	PANEL IN JANITOR LOUNGE 1ST FLOOR

	LOCATION: Dutch Settlement	Device	Device address or circuit number
	FIRE ALARM PANEL: Edwards 2280		
1	DEVICES		
2	STORAGE CLOSET	RHT	ZONE 1
3	STORAGE ROOM	RHT	ZONE 1
4	OIL TANK ROOM	RHT	ZONE 1
5	BASEMENT CLASS	M	ZONE 1
	BASEMENT HALL	M	ZONE 1
6	NORTH HALL	M	ZONE 1
7	NORTH HALL EXIT	M	ZONE 1
9	MAIN ENTRY	M	ZONE 2
10	PRINCIPLE OFFICE	M	ZONE 2
11	EAST EXIT	M	ZONE 2
12	GYM FAR WALL	M	ZONE 2
13	GYM SIMPLEX	M	ZONE 2
14	FURNACE ROOM	M	ZONE 2
	GYM	EOL	ZONE 2
16	FURNACE ROOM	PS	ZONE 3
	FURNACE ROOM	PS	ZONE 4
18	FURNACE ROOM	PS	ZONE 4
19	FURNACE ROOM	PS	ZONE 4
	FURNACE ROOM LOW AIR	SUP	ZONE 5
22	FURNACE ROOM	SUP	ZONE 6
24	FURNACE ROOM	SUP	ZONE 7
	FURNACE ROOM	SUP	ZONE 8
	BELLS		
27	GYM	B	SIG 1
28	HALL	B	SIG 1
29	HALL	B	SIG 1
30	HALL	B	SIG 1
31	HALL	B	SIG 1
32	BASEMENT	B	SIG 1
33	GYM	EOL	SIG 1
	AC FEED #38 PANEL B		

EMERGENCY LIGHTING

Line #	EL UNIT Location	Remote Head	Cab. Head	
				DUAL LITE
1	GYM ENTRY TO HALL		Y	DUAL LITE
2	HALL REMOTE	Y		DUAL LITE
3	GYM OPPOSITE GYM ENTRY		Y	DUAL LITE
4	GYM		Y	DUAL LITE
5	MAIN ENTRY		Y	DUAL LITE
6	BY OFFICE		Y	DUAL LITE
7	EAST EXIT		Y	EMERGI LITE
8	BASEMENT		Y	DUAL LITE
9	OIL TANK ROOM REMOTE	Y		REMOTE
#	NORTH HALL BY 115		Y	AIME LITE
#	NORTH EXIT BY 201		Y	AIME LITE

BY 116		DUAL LITE
BSMT CLASSRM		COMBO
GYM STAGE BY STAIR LHS		UNIT
GYM STAGE BY STAIR RHS		UNIT
GIRLS' WASHRM		UNIT
BOY'S WASHRM		REMOTE

	LOCATION: Eastern Shore District High	Device	Device address or circuit number
	FIRE ALARM PANEL: Edwards EST 2		

MANUAL PULL STATIONS

1	MAIN ENTRY	M	213
2	NEAR 110	M	203
3	NEAR ELEVATOR 1ST FLOOR	M	203
4	CAFETERIA	M	203
5	NEAR 210	M	205
6	NEAR 217	M	205
7	GYM EXIT	M	206
8	GYM NEAR LOBBY	M	206
9	GYM DOOR NEAR STAGE	M	206
10	NEAR 220	M	207
11	NEAR 228	M	207
12	NEAR 116	M	208
13	BOTTOM OF STAIR BY ROOM 124B	M	208
14	BOILER ROOM	M	204
15	SKILLED TRADES CLASSROOM	M	208

SMOKE DETECTORS

1	TOP OF STAIR NEAR 217	SI	101
2	TOP OF STAIR NEAR 210	SI	102
3	TOP OF STAIR NEAR 228	SI	103
4	TOP OF STAIR NEAR 214	SI	104
5	MAIN ELECTRICAL ROOM	SI	105

HEAT DETECTORS

1	CARETAKER'S OFFICE ACROSS 103	RHT	203
2	NEW FITNESS ROOM 111B(INNER ROOM)	RHT	203
3	CAFETERIA STORAGE	HT	203
4	ROOM 212	RHT	205
5	ROOM 212 STORAGE	RHT	205
6	CHEMICAL STORAGE IN 217	HT	205
7	ROOM 211	RHT	205
8	JANITOR ROOM SECOND FLOOR	HT	205
9	GYM STORAGE LEFT	RHT	205
10	GYMNASIUM UNDER STAGE LEFT	HT	206
11	GYM STORAGE RIGHT	RHT	206
12	ROOM 214	HT	206

13	JANITOR ROOM BY 225	HT	207
14	LIBRARY STORAGE	RHT	207
15	BIOLOGY ROOM 228 STORAGE	RHT	207
16	STORAGE ROOM 121 CLEANING SUPPLY	RHT	208
17	ROOM 116 WOOD SHOP	RHT	208
18	STORAGE ROOM 111B	RHT	208
19	JANITOR ROOM BY RM 119A	HT	208
20	STORAGE ROOM IN 118	RHT	208
21	BOILER ROOM	HT	204
22	BOILER ROOM	HT	204
23	BOILER ROOM	HT	204
24	GYMNASIUM UNDER STAGE RIGHT	HT	206
25	GYMNASIUM UPPER RIGHT STAGE STORAGE	HT	206
26	ROOM 123 OLD WELDING SHOP STORAGE	HT	203
27	SKILLED TRADES CLASSROOM	HT	208
28	SKILLED TRADES CLASSROOM	HT	208
29	CAFETERIA	HT	203
30	CAFETERIA	RHT	203

SPRINKLER DEVICES

1	KITCHEN SUPPRESSION	AD	121
---	---------------------	----	-----

NOTIFYING DEVICES

1	NEAR 102	B	
2	NEAR 110	B	
3	NEAR 210	B	
4	NEAR 202	B	
5	NEAR 219B	B	
6	NEAR 215	B	
7	NEAR 220	B	
8	NEAR 123B	B	
9	NEAR 116	B	
10	ROOM 116 TECH ED.	B	
11	NEAR 115A	B	
12	GYM	B	
13	GYM OUTSIDE EXIT	B	
14	BOILER ROOM	B	
15	BOYS CHANGE ROOM	B	
16	SKILLED TRADES CLASSROOM	B/V	
17	SKILLED TRADES CLASSROOM	B/V	
18	NEAR 229	B	
19	CAFETERIA	B	

EMERGENCY LIGHTING

Line		Remote	Cab.
------	--	--------	------

#	EL UNIT Location	Head	Head
1	MAIN ENTRANCE ABOVE EXIT DOO		
2	ACROSS FROM 103		
3	BESIDE 107		
4	EXIT BY 108A		
5	Bottom of stairs by 110		
6	NEAR 210		
7	NEAR 208A		
8	ACROSS 202		
9	BESIDE 201A		
10	2ND FL MAIN STAIRWELL		
11	BESIDE 212		
12	ACROSS 213		
13	LIBRARY		
14	2ND FL SMALL STAIRWELL		
15	BESIDE 220		
16	BESIDE 222		
17	ACROSS 227		
18	BESIDE 228		
19	2ND FL LARGE STAIRWELL		
21	EXIT BY 123B		
22	BY 124B		
23	ACROSS 119B		
24	BY 119A		
25	BESIDE 116(REMOTE)	Y	
26	EXIT AFTER 116		
27	EXIT TO MAIN OFFICE		
28	GYM EXIT 1 TO CORRIDOR		
29	GYM EXIT 2 BY STAGE		
30	GYM EXIT 3 TO LOBBY		
31	GYM EXIT 4 TO CORRIDOR		
32	BY 112C		
33	TOP OF STAIRS BY 214		
34	IN TOP STAIRS BY 214		
36	CAFETERIA		
37	CAFETERIA BY EXIT		
38	BESIDE 112B		

KITCHEN

BOILER RM

BOTTOM STAGE
STORF

STORE

ENTRANCE TO GYM NEW UNIT IN CEILING	+REMOTE HEADS
ABOVE MAIN ENTRANCE	
MENTAL HEALTH (REMOTE IN WASHROOM)	UNIT +REMOTE
BY 111B (NEAR GYM DOOR)	UNIT
BY 112B	
MAIN OFFICE	UNIT
BACK MAIN OFFICE	UNIT
BY MAIN OFFICE ON WALL	EXIT COMBO
ROOM 116	UNIT +REMOTE
SKILLED TRADES	UNIT +REMOTE
ROOM 212	
TOP OF STAIRS BY 228	EXIT COMBO
FLOOR 1-5 BY 210	UNIT
2ND FLOOR MAIN ELECTRICAL ROOM	UNIT

**EMERGENCY LIGHTING NOTES AND
RECOMMENDATIONS**

	BREAKER PANEL IN MAIN JANITOR OFFICE PANEL "A", CCT# 25 & 35
	BREAKER PANEL IN JANITOR ROOM MAIN FLOOR New Wing PANEL " LPA "CCT # 27 & 31

	BREAKER PANEL IN JANITOR ROOM SECOND FLOOR New Wing PANEL " G " Cct # 2
	BREAKER PANEL IN JANITOR ROOM SECOND FLOOR Old Wing PANEL "E" Cct # 25
	BREAKER PANEL IN JANITOR ROOM SECOND FLOOR Old Wing PANEL " E" Cct # 27 is marked for Emerg Lite but does not control any Emergency Lighting Device found
	One of the breakers shuts down the schools internet connection

Fire Door Number or Location
MAIN ENTRY
BY ROOM 208B
BY ROOM 217
BY ROOM 214
BY ROOM 220
BY ROOM 228
BY ROOM 116
BY ROOM 123B

	LOCATION: Gaetz Brook	Device	Device address or circuit number
	FIRE ALARM PANEL: Simplex		

1	DEVICES		
	1ST FLOOR		
2	BASEMENT NORTH BY 101	M	ZONE 1
3	BASEMENT SOUTH BY 107	M	ZONE 1
4	BASEMENT EAST	M	ZONE 1
5	BOILER ROOM	M	ZONE 1
	BASEMENT NORTH BY 101	EOL	ZONE 1
	BOILER ROOM	RHT	
	2ND/MAIN FLOOR		
7	MAIN ENTRANCE	M	ZONE 2
8	GYM	M	ZONE 2
9	GYM	M	ZONE 2
10	BY RM 201	M	ZONE 2
11	BY RM 206	M	ZONE 2
12	GYM	EOL	ZONE 2
	3RD FLOOR		
14	BY ROOM 307	M	ZONE 3
15	BY ROOM 301	M	ZONE 3
16	SOUTH STAIRS	RHT	ZONE 3
17	NORTH STAIRS	RHT	ZONE 3
18	BOOK STORAGE ROOM	RHT	ZONE 3
19	BY ROOM 307	EOL	ZONE 3
23	MECHANICAL ROOM	DS	ZONE 5
24	MECHANICAL ROOM	DS	ZONE 5
25	MECHANICAL ROOM ON UNIT	EOL	ZONE 5
	SPRINKLER ROOM	PS	ZONE 4
21	BOILER ROOM	EOL	ZONE 4
27	KITCHEN HOOD SYSTEM	ALARM	ZONE 6
28	KITCHEN	EOL	ZONE 6
30	SPARE		ZONE 7
31	SPARE		ZONE 8
33	SPRINKLER SYSTEM LOW AIR	PS	ZONE 9
34	BOILER ROOM	EOL	ZONE 9
36	SPRINKLER TANK 2 LOW WATER	LW	ZONE 10
37		EOL	ZONE 10

39	SPRINKLER TANK 1 LOW WATER	LW	ZONE 11	
40		EOL	ZONE 11	
41	BELLS			
43	1ST FL NORTH	B	SIG 1	
44	1ST FL SOUTH	B	SIG 1	
45	GYM	B	SIG 1	
46	2ND FL NORTH	B	SIG 1	
47	2ND FL SOUTH	B	SIG 1	
48	BASEMENT NORTH	B	SIG 1	
49	BASEMENT SOUTH	B	SIG 1	
50	BASEMENT BY WOOD SHOP	B	SIG 1	
51	2ND FL SOUTH	EOL	SIG 1	
	RELAYS			
59	CITY CONNECTION	AUX	AUX 1	
60	DOOR HOLDERS BASEMENT ,1ST,2ND FLOOR	AUX	SIG 2	
EMERGENCY LIGHTING				
Line #	EL UNIT Location	Remote Head	Cab. Head	Manuf.
1	1ST FLOOR			
	CAFETERIA/ cct A-42		Y	
2	CORR BY WOODSHOP		Y	LUMACELL
3	CORR BY COMPUTER LAB		Y	
4	CORR BY BAND RM		Y	
5	BAND RM / cct A-41		Y	
6	CORR BY RM 101 / cct. A-42		Y	
7	CORR BY RM 106		Y	
8	BASEMENT LEVEL RAMPS		Y	
9	SOUTH STAIRS		Y	
10	KITCHEN		Y	
11	WOODSHOP		Y	
	COMPUTER LAB		Y	
12	ELECTRICAL ROOM		Y	
13	BOILER RM		Y	
14	2ND FLOOR			
15	LEVEL 2 RAMP / cct. D-41		Y	
16	CORR BY 202		Y	LUMACELL
17	MAIN CORR ENTRANCE		Y	LUMACELL
18	MAIN ENTRY / cct. D-41		Y	
19	GYM		Y	
20	GYM		Y	
21	GYM		Y	
22	CORR BY RM 205		Y	

23	STAIRS EXIT BY RM 206		Y	
24	CORR TO STAGE		Y	LUMACELL
25	3RD FLOOR			
26	LEVEL 3 RAMPS / cct. E-36		Y	
27	LEVEL 4 RAMPS		Y	
28	MATH ROOM		Y	
25	MATH RM CORR		Y	
26	CORR BY 302		Y	
27	SEWING RM DORR		Y	
28	CORR BY 306		Y	
25	SOUTH STAIRS		Y	
26	FAMILY STUDIES		Y	
27	SCIENCE LAB		Y	

LOCATION: George P. Vanier	Device	Device address or circuit
FIRE ALARM PANEL: Edwards 6616		

MANUAL PULL STATIONS			
1	MAIN ENTRY	M	ZN 11
2	BOTTOM STAIR 2	M	ZN 11
3	BOTTOM STAIR 3	M	ZN 11
4	BOTTOM STAIR 4	M	ZN 11
5	TOP STAIR 4	M	ZN 2
6	TOP STAIR 3	M	ZN 2
7	TOP STAIR 2	M	ZN 2
8	TOP STAIR 1	M	ZN 2
9	BOTTOM STAIR 1	M	ZN 11
10	BACK OF GYM BY EXIT(RIGHT SIDE)	M	ZN 8
11	BACK OF GYM BY EXIT(LEFT SIDE)	M	ZN 8
12	MECHANICAL ROOM 209	M	ZN 8
13	CAFETERIA	M	ZN 11
14	BOILER ROOM	M	ZN 11
15	ROOM 146 ART RM.	M	
SMOKE DETECTORS			
1	TOP STAIR 4	SI	ZN 1
2	TOP STAIR 3	SI	ZN 3
3	BOYS SHOWER ROOM	SI	ZN 11
4	GIRLS SHOWER ROOM	SI	ZN 11
5	TOP STAIR 2	SI	ZN 6
6	TOP STAIR 1	SI	ZN 5
7	ELEVATOR MACHINE ROOM 157	SI	ZN 11
8	ELEVATOR SHAFT	SI	ZN 11
DUCT SMOKE DETECTORS			
1	MECH. RM. 248/RETURN #1	DS	ZN 02
2	MECH. RM. 248/RETURN #2	DS	ZN 02
3	BOOK STORAGE 249	DS	ZN 02
4	MECH. RM. 202/RETURN #1	DS	ZN 07
5	MECH. RM. 202/RETURN #2	DS	ZN 07
6	MECH. RM. 202/SUPPLY	DS	ZN 02
7	MECH. RM.209/SUPPLY/AHU#3	DS	ZN 07
8	MECH. RM. 209/RETURN	DS	ZN 07
HEAT DETECTORS			

	BOILER ROOM	HT	ZN 11
	CAFETERIA	RHT	ZN 11
	CAFETERIA	HT	ZN 11
	KITCHEN	HT	ZN 9
	CUSTODIAN ROOM 124	HT	ZN 11
	STORAGE ROOM 112,GYM	HT	ZN 08
	STORAGE ROOM 112,GYM	HT	ZN 08
	GYM EQUIPMENT ROOM 103	HT	ZN 11
	BOOK STORAGE 132	HT	ZN 11
	CUSTODIAN ROOM 133	HT	ZN 11
	ELECTRICAL ROOM 154 (IN RM 153)	HT	ZN 11
	ART ROOM 146	HT	ZN 11
	ART ROOM 146	HT	ZN 11
	STORAGE RM 148 (IN RM 146)	HT	ZN 11
	COMPUTER LAB ROOM 164	HT	ZN 11
	COMPUTER LAB ROOM 164	HT	ZN 11
	OUTDOOR STORAGE ROOM	HT	ZN 11
	MECHANICAL ROOM 202	HT	ZN 02
	BOOK ROOM 203	HT	ZN 02
	CUSTODIAN ROOM 212	HT	ZN 02
	GYM STAIRS STORAGE ROOM 207	HT	ZN 08
	STORAGE ROOM 248	HT	ZN 02
	BOOK STORAGE 249	HT	ZN 02
	MECHANICAL ROOM 209	HT	ZN 08
	STORAGE ROOM 238	HT	ZN 02
	STORAGE ROOM 242	HT	ZN 02
	PROJECT STORAGE 147 in 146	HT	
NOTIFYING DEVICES			
1	MAIN ENTRY	B	
2	ROOM 134	B	
3	ROOM 146	B	
4	ACROSS 153	B	
5	BY 161	B	
6	BY 245	B	
7	BY 249	B	
8	MECHANICAL ROOM 248	B	
9	LIBRARY 281	B	
10	SCIENCE ROOM 220	B	
11	MECHANICAL ROOM 202	B	
12	BOTTOM STAIR 1	B	
13	GYM BY MAIN ENTRY	B	
14	GYM REAR	B	
15	CAFETERIA	B	

16	CAFETERIA	B	
17	INDUSTRIAL; ROOM 164	B	
	MUSIC ROOM	H/S	
	DOOR RELEASE	RHT	

Unit #	Location	# of Heads	Model
	BY MAIN DOOR		EXIT
9	BY MAIN DOOR		12V 144W
8	HALL BY CAFETERIA		12V 144W
	BY GUIDANCE		EXIT
	STAIRS 2		EXIT
	BY ROOM 150		12V 144W
	BY ROOM 151		EXIT
1	BY ROOM 153		12V 144W
	BY ROOM 158		EXIT
13	BY ROOM 160		12V 144W
	BY ROOM 164		EXIT
	BY ROOM 164		EXIT
	STAIRS 4		12V 144W
	BY ROOM 244		EXIT
	BY ROOM 245		12V 144W
	BY ROOM 239		EXIT
	STAIRS 3		12V 144W
	BY ROOM 249		12V 144W
	BY ROOM 235		EXIT
	BY ROOM 230		12V 144W

	BY ROOM 219		EXIT
29	BY TOP OF STAIRS 2		12V 144W
	BY ROOM 216		COMBO
	BY ROOM 215		EXIT
24	BY ROOM 202		12V 144W
	BY ROOM 205		EXIT
	BOTTOM OF STAIRS 1		EXIT
12	CAFETERIA		COMBO
11	CAFETERIA BY KITCHEN		12V 144W
	GYM ENTRANCE		COMBO
23	GYM BY OFFICE		12V 144W
	GYM EXIT		COMBO
	GYM EXIT		COMBO
16	GYM		12V 144W
30	STAIRS NEAR ROOM 228		12V 144W
	MECH ROOM 202		12V 144W
27	MECH ROOM 248		12V 144W
	LIBRARY EXIT		COMBO
10	CAFETERIA EXIT		COMBO

EMERGENCY LIGHTING NOTES AND RECOMMENDATIONS

PANEL BREAKER FOR EMERGENCY LIGHTS: 1) KITCHEN, PANEL 6, CCT#10, 2) BY RM 160, PANEL 3, CCT#30,

3) BY RM 150, PANEL A, CCT#16, 4) BY RM 240, PANEL I, CCT#14, 5) RM 202, PANEL 10, CCT#6, GYM, PANEL 2, CCT#10

Fire Door Number or Location	
BOTTOM OF STAIR 1	
TOP OF STAIR 1	
BOTTOM OF STAIR 2	
TOP OF STAIR 2	
BOTTOM OF STAIR 3	
TOP OF STAIR 3	
BOTTOM OF STAIR 4	
TOP OF STAIR 4	
LOBBY ENTRY TO REAR CORRIDOR	

		Device	Device address or circuit number	Annunciation	NOTES
LOCATION: Graham Creighton					
FIRE ALARM PANEL: CERBERUS MXL					
MANUAL PULL STATIONS					
1	CORR BY 175	MA	1-006		
2	CORR BY 168	MA	1-008		
3	CORR BY 181	MA	1-058		
4	LOBBY CENTER STAIRS	MA	1-013		
5	MAIN LOBBY	MA	1-016		
6	GYM EXIT	MA	1-038		
7	BY EAST STAIRS	MA	1-043		
8	CORR BY 129	MA	1-048		
9	VESTIBULE BY 130	MA	1-049		
10	CORR BY 135(IN COMMUNITY RM)	MA	1-050		
11	BOILER RM 155 (OUTDOORS)	MA	1-029		
12	ELECTRICAL RM 154 (OUTDOORS)	MA	1-034		
13	STORAGE RM 153 (OUTDOORS)	MA	1-036		
14	CORR BY 253	MA	2-002		
15	CORR BY ELECTRICAL RM 244	MA	2-008		
16	CORR BY 234	MA	2-011		
17	CORR BY CENTER STAIRS	MA	2-012		
18	EAST STAIRS	MA	2-027		
SMOKE DETECTORS					
1	CORR BY 181	SA	1-002		
2	CORR BY 186	SA	1-003		
3	CORR BY 178	SA	1-004		
4	ELECTRICAL RM 175	SA	1-005		
5	STORAGE RM 170 (IN RM 168)	SA	1-007		
6	CORR BY 169	SA	1-009		
7	CORR BY 165	SA	1-010		
8	CORR BY 161	SA	1-011		
9	MAIN LOBBY	SA	1-012		
10	COMMUNICATIONS RM 115	SA	1-014		
11	MAIN LOBBY	SA	1-015		
12	GYM STORAGE	SA	1-037		

13	CORR BY CAFETERIA	SA	1-039		
14	CORR BY CAFETERIA	SA	1-040		
15	STORAGE RM 122 (IN KITCHEN)	SA	1-041		
16	ELECTRICAL RM 123	SA	1-042		
17	RECYCLING RM 128	SA	1-044		
18	STORAGE RM 127 (IN MUSIC RM 126)	SA	1-045		
19	COMMUNITY OFFICE RM 130	SA	1-046		
20	CORR BY 126	SA	1-047		
21	STORAGE RM 133	SA	1-051		
22	STORAGE RM 135 B	SA	1-055		
23	STORAGE RM 135 A	SA	1-056		
24	UNDER STAGE	SA	1-053		
25	UNDER STAGE	SA	1-054		
26	ELECTRICAL RM 154 (OUTDOORS)	SA	1-033		
27	STORAGE RM 153 (OUTDOORS)	SA	1-035		
28	TOP OF NORTH WEST STAIRS	SA	2-001		
29	ELECTRICAL RM 244	SA	2-007		
30	TOP OF SOUTH WEST STAIRS	SA	2-009		
31	STORAGE RM 236 (IN RM 234)	SA	2-010		
32	TOP OF CENTER STAIRS	SA	2-013		
33	COMMUNICATIONS RM 207	SA	2-014		
34	RM 214	SA	2-017		
35	STORAGE RM 211 (IN RM 210)	SA	2-018		
36	ELECTRICAL RM 215	SA	2-019		
37	STORAGE RM 217	SA	2-026		
38	TOP OF EAST STAIRS	SA	2-028		
39	STORAGE RM 223 (IN RM 222)	SA	2-029		
40	STORAGE RM 224 (IN RM 222)	SA	2-030		
41	ELEVATOR SHAFT	SA	2-016		
RELAYS ,ETC					
1	ELEVATOR CAPTURE		1-057		
2	DOOR RELEASE WEST DOORS	RLY	1-032		
3	DOOR RELEASE EAST DOORS	RLY	2-032		
4	FAN CONTROL	RLY	2-036		
5	KITCHEN HOOD C02	N/O	2-037		
6	SHUNT TRIP KITCHEN RANGE & OVEN	RLY	2-038		
7	SHUNT TRIP RELAY EXHAUST FAN	RLY	2-040		
DUCT SMOKE DETECTORS					
1	FAN RM 257 SUPPLY #1	DSA	2-003		
2	FAN RM 257 SUPPLY #2	DSA	2-005		
3	FAN RM 257 SUPPLY #2	DSA	2-006		
4	RM 218 SUPPLY #3	DSA	2-020		
SPRINKLER DEVICES					

1	SPRINKLER MAIN FLOW WEST 1ST & 2ND	FS	1-017		
2	SPRINKLER MAIN TAMPER WEST 1ST & 2ND	SV	1-018		
3	SPRINKLER FLOW CENTER / EAST 2ND	FS	1-019		
4	SPRINKLER TAMPER CENTER / EAST 2ND	SV	1-020		
5	SPRINKLER FLOW CENTER / EAST 1ST	FS	1-021		
6	SPRINKLER TAMPER CENTER / EAST 1ST	SV	1-022		
7	SPRINKLER FLOW NEW EAST SECTION	FS	1-023		
8	SPRINKLER TAMPER NEW EAST SECTION	SV	1-024		
9	SPRINKLER FLOW WEST WING 1ST	FS	1-025		
10	SPRINKLER TAMPER WEST WING 1ST	SV	1-026		
11	SPRINKLER BACK FLOW PREVENTER 1	SV	1-027		
12	SPRINKLER BACK FLOW PREVENTER 2	SV	1-028		
13	SPRINKLER TAMPER ELEVATOR PIT	SV	1-031		
14	SPRINKLER SHUTOFF WELL (CHAIN LIFT)		1-052		
15	SPRINKLER VALVE ELEVATOR SHAFT	FS	2-015		
16	SPRINKLER FLOW WEST WING 2ND	FS	2-024		
17	SPRINKLER TAMPER WEST WING 2ND	SV	2-025		
NOTIFYING DEVICES					
1	CORR BY 185	MH	1-001		
2	CORR BY 178	MH	1-001		
3	CORR BY 172	MH	1-001		
4	CORR BY 164	MH	1-001		
5	CORR BY 113	MH	1-001		
6	GYM	MH	1-001		
7	GYM	MH	1-001		
8	GYM	MH	1-001		
9	GYM	MH	1-001		
10	BOYS CHANGING RM	MH	1-001		
11	GIRLS CHANGING RM	MH	1-001		
12	CORR BY CAFETERIA	MH	1-001		
13	CAFETERIA	MH	1-001		
14	MUSIC RM	MH	1-001		
15	BY 129	MH	1-001		
16	COMMUNITY ACTIVITY RM 135	MH	1-001		
17	CORR BY 249	MH	2-002		
18	RM 251	MH	2-002		
19	CORR BY 247	MH	2-002		
20	FAN RM 257	MH	2-002		
21	CENTER STAIR LOBBY	MH	2-002		
22	CORR BY 230	MH	2-002		
23	CORR BY 205	MH	2-002		
24	FAN RM 218	MH	2-002		
25	CORR BY ELEC RM 215	MH	2-002		

26	CORR BY 220	MH	2-002		
EMERGENCY LIGHTING					
Line #	EL UNIT Location	Charging VAR	Remote Head	Ca b. Head	Bat. VAH
ELECTRICAL RM 215, PNL"DP-3, CCT #3					
	In 215(pack w/lights)			Y	
	BY 222		Y		
	BY 219		Y		
	BY 214		Y		
	IN 218(PACK W/LIGHTS)			Y	
	STAIR BY 222		Y		
	IN 206(PACK W/LIGHTS)			Y	
	IN 208 W/R		Y		
	BY 208 W//R		Y		
	IN 204 FEM W/R		Y		
	TOP CTR STAIR		Y		
	BY CTR STAIRS		Y		
ELECRTICAL RM 244, PNL"DP-4, CCT # 3					
	BY LOCKER 456		Y		
	BY LOCKER 308		Y		
	BY LOCKER 346		Y		
	TOP STAIR BY 234(PACK)				
	BY 244		Y		
	IN 244(PACK W/LIGHTS)				
	FEM W/R BY 245		Y		
	BY 257		Y		
	BY 255		Y		
	BY 253		Y		
	IN 253 STAFF W/R		Y		
	TOP STAIR BY 253		Y		
	BOTT STAIR BY 151		Y		
	IN 175(PACK W/LIGHTS)			Y	4- 6V 12AH
	BY 184		Y		
	BY 186		Y		
	FEM W/R BY 176		Y		
	M W/R 174		Y		
	BOTT STAIR BY 168		Y		

	BY LOCKER 56			Y	
	BY LOCKER 106		Y		
	BY LOCKER 68		Y		
	BY 161		Y		
	IN 161		Y		
	113 STAFF W/R(PACK W/LIGHTS			Y	
	BOTT STAIR BY 112		Y		
	BY 112 FEM W/R		Y		
	IN 112 FEM W/R		Y		
	IN 116 M W/R		Y		
	BY 118		Y		
	RM 123(PACK W/LIGHTS			Y	
	CAFETERIA BY WINDOW		Y		
	CAFETERIA		Y		
	KITCHEN		Y		
	BY 137 GYM ENTRY		Y		
	BY 121 KITCHEN		Y		
	BY 126 MUSIC RM		Y		
	BY 138 STAGE LIFT		Y		
	STAGE LIFT AREA(PACK W/LIGHTS			Y	
	STAGE LEFT		Y		
	STAGE RIGHT		Y		
	BY 132 (PACK W/LIGHTS			Y	
	134 W/R		Y		
	COMM CORRIDOR		Y		
	PACK BY GYM STAGE				
	GYM		Y		
	GYM		Y		
	GYM		Y		
	GYM		Y		
	PACK IN GYM OFFICE				
	GYM		Y		
	GYM		Y		
	GYM		Y		
	GYM		Y		
	ELECTRICAL RM 154				READYLITE
	BOILER ROOM		Y		
	130 COMM. RM		Y		
	HRM COMMUNITY RM.		Y		
	HRM COMMUNITY RM.		Y		

		Device	Device address or circuit number
	LOCATION: Harold T. Barrett		
	FIRE ALARM PANEL: Edwards QS4		
1	MAIN ENTRY	M	ZN 1
2	CENTER HALL BY 107	M	ZN 1
3	WEST EXIT BY HOME EC	M	ZN 1
4	FURNACE ROOM	M	ZN 1
5	CAFETERIA EXIT	M	ZN 1
6	GYM HALL TO CAFETERIA	M	ZN 1
7	GYM FRONT EXIT	M	ZN 1
8	GYM REAR EXIT	M	ZN 1
9	WOODSHOP	M	ZN 1
10	PAINTSHOP	M	ZN 1
11	NORTH EXIT REAR BY LEARNING CTR	M	ZN 2
12	SOUTH EXIT BY ROOM 105	M	ZN 2
13	2ND FLOOR BY ROOM 204	M	ZN 3
14	2ND FLOOR BY ROOM 206	M	ZN 3
15	ELECTRICAL ROOM	SI	ZN 1
16	ELEVATOR SHAFT	SI	ZN 6
17	WEST STAIRWELL	SI	ZN 4
18	EAST STAIRWELL	SI	ZN 5
19	GYM FAN ROOM SUPPLY	DS	ZN 8
20	GYM FAN ROON RETURN	DS	ZN 8
21	NORTH FAN ROOM SUPPLY	DS	ZN 9
22	NORTH FAN ROOM RETURN	DS	ZN 9
23	SOUTH FAN ROOM SUPPLY	DS	ZN 7
24	SOUTH FAN ROOM RETURN	DS	ZN 7
25	FURNACE ROOM	FSP	ZN 10
26	FURNACE ROOM	FSP	ZN 11
27	FURNACE ROOM #1 SUPERVISORY	SV	ZN 15
28	FURNACE ROOM #2 SUPERVISORY	SV	ZN 15
29	FURNACE ROOM #3 SUPERVISORY	SV	ZN 15

30	FURNACE ROOM #4 SUPERVISORY	SV	ZN 15
31	KITCHEN Range Sprinkler Valve	AD	ZN 16
32	BOY'S WASHROOM 2ND FLOOR	SV	ZN 17
33	Kitchen Range Suppression System	AD	ZN 18
	AHU SHUT DOWN	FYL	
	GATE VALVE	SUP	14
	TANK #1 LOW WATER	SUP	13
	TANK #2 LOW WATER	SUP	12
	BOOSTER PANEL	SUP	3
34	NOTIFYING DEVICES		
35	GYM	B	SIG 1
36	GYM	B	SIG 1
37	SOUTH CORRIDOR	B	SIG 1
38	SHOWER ROOM	B	SIG 1
39	2ND FLOOR CORRIDOR BY 202	B	SIG 1
40	2ND FLOOR CORRIDOR	B	SIG 1
41	NORTH CORRIDOR	B	SIG 1
42	CENTER HALL	B	SIG 1
43	CENTER HALL BY OFFICE	B	SIG 1
44	NORTH CORRIDOR	B	SIG 1
45	WOODSHOP	V	SIG 1

Fire Door Number or Location
1ST FLR BY ROOM 107
RIGHT REAR STAIR, BOTTOM
RIGHT FRONT STAIR, BOTTOM
RIGHT REAR STAIR, TOP
RIGHT FRONT STAIR , TOP

EMERGENCY LIGHTING INSPECTION REPORT			
Line #	EL UNIT Location	Remote Head	Cab. Head
	PANEL "E", CCT #14		
1	1ST FL BY MAIN ENTRANCE		
2	1ST FL BY MUSIC ROOM		
3	1ST FL BY CONFERENCE RM		
4	BY STAFF ROOM		EMER-LITE
5	BOY'S LOCKER ROOM		
6	GIRL'S LOCKER ROOM		
	KITCHEN STORAGE CCT#26		

7	STAGE STAIRS		AIM-LITE
8	GYM HALL EXIT		AIM-LITE
9	GYM EXIT TO CAFETERIA		EXIT
10	GYM BY GIRLS WASHROOM		
11	GYM REAR EXIT		
ELEC RM PANEL "A", CCT #25			
12	1ST FL CAFETERIA ENTRANCE		
13	CAFETERIA		
14	MECHANICAL ROOM		
15	1ST FL BY WOODSHOP		
16	WOODSHOP		
17	ELECTRICAL ROOM		
PANEL "F", CCT #20			
18	1ST FLR BY LEARNING CTR		
19	1ST FL RIGHT FRONT EXIT		
20	1ST FL BY ROOM 102		
21	1ST FL BY ROOM 105		
22	1ST FL RIGHT REAR EXIT		
23	BOYS WASHROOM		AIM-LITE
24	GIRLS WASHROOM		DUAL LITE
PANEL "G", CCT#10			
25	2ND FLR REAR RIGHT STAIRS		
26	2ND FLOOR BY ROOM 204		
27	2ND FLOOR BY ROOM 206		
28	2ND FLOOR BY ROOM 202		
29	2ND FLR FRONT RIGHT STAIRS		LUMACELL
30	2ND FL. BY RM. 204		
31	2ND FL. BY RM. 206		
32	2ND FL. BY RM. 202		
33	2ND FL. BY FRONT RT. STAIRS		
34			
EMERGENCY LIGHTING NOTES AND RECOMMENDATIONS			
1	PANEL "E", CCT 14		
2	KITCHEN STORAGE ROOM (CORRIDOR BETWEEN CAFETERIA & GYM),CCT #26		
3	ELECTRICAL ROOM , PANEL "A", CCT#25		
4	PANEL "F" BY CONFERENCE ROOM ,CCT#20		
5	PANEL "G" 2ND FLOOR CORRIDOR, CCT#10		

LOCATION:Holland Rd.

Device

**Device address or
circuit number**

FIRE ALARM PANEL:EDWARDS QS

MANUAL PULL STATIONS

1	WEST WING EXIT BY RM 131	M	D 131
2	WEST WING BY RM 164	M	D 131
3	EAST WING EXIT BY RM 128	M	D 133
4	EAST WING BY RM 171	M	D 133
5	MAIN ENTRANCE	M	D 128
6	FRONT LOBBY	M	D 128
7	LOWER HALL	M	D 129
8	GYM RIGHT OFF STAGE	M	D 129
9	GYM BY GIRLS WASHROOM	M	D 129

SMOKE DETECTORS

1	STAIRWELL	SI	D 126
---	-----------	----	-------

DUCT SMOKE DETECTORS

1	LIBRARY HATCH (AHU)	DS	D134
---	---------------------	----	------

SPRINKLER DEVICES

1	SPRINKLER RM (MAIN GATE VALVE)	SV	D130
2	SPRINKLER RM (TANK # 1 GATE VALV	SV	D130
3	SPRINKLER RM (TANK # 2 GATE VALV	SV	D130
4	SPRINKLER RM FLOW	FSP	D132
5	SPRINKLER RM (LOW WATER #2)	PS	
6	SPRINKLER RM (LOW AIR)	PS	
7	SPRINKLER RM (LOW WATER #1)	PS	
8	ELEVATOR GATE VALVE	SV	D140
9	MUSIC RM STORAGE (GLYCOL VALVE	SV	D136

NOTIFYING DEVICES

1	SOUTH HALL	B	SIG 1
2	SOUTH HALL	B	SIG 1
3	SOUTH HALL	B	SIG 1
4	NORTH HALL	B	SIG 1
5	NORTH HALL	B	SIG 1
6	NORTH HALL	B	SIG 1
7	FRONT LOBBY	B	SIG 1
8	LOWER HALL	B	SIG 1
9	GYM	B	SIG 1

RELAY

	DOOR HOLDER	CR	D142
	AHU SHUTT DOWN		

EMERGENCY LIGHTING

Line #	EL UNIT Location	Remote Head	Cab. Head	Remarks
1	GYM		Y	
	GYMNASIUM REMOTE	Y		
2	ELECTRICAL RM		Y	
	BASE HALL	Y		
3	BOYS CHANGE RM (GYM)	Y		
	GIRLS CHANGE RM (GYM)	Y		
4	OUTDOOR MECH RM INNER		Y	exit combo
5	OUTDOOR MECH RM OUTER		Y	
6	BY OFFICE		Y	
	TOP OF STAIRS		Y	
7	MECH. RM		Y	
8	SPRINKLER RM		Y	
	GIRLS WASHROOM	Y		
	BOYS WASHROOM	Y		
9	BY RM 119		Y	
#	BY RM 126		Y	
#	BY RM 127	Y		
#	BY RM 123	Y		
#	BY RM 171		Y	
#	BY RM 132		Y	
#	BY RM 130	Y		
#	BY RM 133	Y		
#	BY RM 164		Y	
#	BOTTOM RAMP TO STAGE		Y	

GYM EXIT LIGHTS (3 UNITS)		
GYM ABOVE ENTRY DOOR		UNIT
BASEMENT NEAR ELEVATOR		EXIT
BASEMENT NEAR		EXIT

BASEMENT NEAR ELEVATOR		EXIT
TOP OF STAIRS		EXIT
MAIN ENTRANCE		EXIT
NEAR 131		EXIT
BY 128		EXIT
BY 173		EXIT

LOCATION: Humber Park	Device	Device address or circuit number	Annunciation	NOTES
------------------------------	---------------	---	---------------------	--------------

FIRE ALARM PANEL: Edwards 2280

MANUAL PULL STATIONS					
1	NORTH HALL	MA	ZONE 1		
2	MAIN ENTRY	MA	ZONE 2		
3	SOUTH EXIT	MA	ZONE 3		
4	GYM	MA	ZONE 8		
5	OUTSIDE LIBRARY	MA	ZONE 8		
6	OUTSIDE GYM BY MILK FRIDGE	MA	ZONE 8		
HEAT DETECTORS					
1	JANITORS ROOM	RHT	ZONE 2	CR135	
2	BOILER ROOM	HT	ZONE 2	CF 190	
SPRINKLER DEVICES					
1	SPRINKLER FLOW	FS	ZONE 4		
2	SPRINKLER TAMPER	FV	ZONE 7		
NOTIFYING DEVICES					
1	GYM	B	SIG 1		
2	GYM	B	SIG 1		
3	OUTSIDE GYM	B	SIG 1		
4	NORTH HALL	B	SIG 1		
5	NORTH HALL	B	SIG 1		
6	CENTER HALL	B	SIG 2		
7	SOUTH EXIT	B	SIG 2		
END OF LINE DEVICES					
1	NORTH HALL	EOL	ZONE 1		
2	BOILER ROOM	EOL	ZONE 2		
3	SOUTH EXIT	EOL	ZONE 3		
4	OUTSIDE GYM BY MILK FRIDGE	EOL	ZONE 8		
5	NORTH HALL	EOL	SIG 1		
6	SOUTH EXIT	EOL	SIG 2		
EMERGENCY LIGHTING INSPECTION REPORT					
L i n e #	EL UNIT Location	Remarks	Bat. VAH	M O D #	Serial #
PANEL "D" ,CCT #28 IN JANITOR ROOM BY GYM					

1	NORTH EXIT		6V 7.2AH		
2	GYM		6V 7.2AH		
3	GYM		6V 7.2AH		
	GYM STAGE?				
PANEL BY RM 26 ,CCT # 10					
4	SOUTH HALL		6V 5AH		
5	MAIN ENTRY		6V 5AH		
6	NORTH HALL		6V 5AH		
7	NORTH HALL		6V 7.2AH		
Fire Door Number or Location					
MAIN FOYER ADJ OFFICE					
BY SOUTH EXIT					
BY ROOM 22					
NORTH EXIT BY ROOM 29					

LOCATION: Lakefront	Device	Device address or circuit number
FIRE ALARM PANEL: Firelite		

MANUAL PULL STATIONS

1	BOILER ROOM	M	ZONE 1
2	FRONT ENTRY	M	ZONE 1
3	EAST CLASS MAIN FLOOR	M	ZONE 1
4	WEST CLASS MAIN FLOOR	M	ZONE 1
5	2ND FLOOR WEST CLASS	M	ZONE 1
6	2ND FLOOR EAST CLASS	M	ZONE 1
7	2ND FLOOR STAIRS	M	ZONE 1
8	GYM ENTRANCE	M	

HEAT DETECTORS

1	BOILER ROOM	HT	ZONE 1
---	-------------	----	--------

NOTIFYING DEVICES

1	BOILER ROOM	B	SIG 1
2	FRONT ENTRY	B	SIG 1
3	2ND FLOOR	B	SIG 1

EMERGENCY LIGHTING

Line #	EL UNIT Location	Remote Head	Cab. Head
1	MAIN ENTRY		Y
2	GYM		Y
3	2ND FLOOR TOP STAIR		Y
4	1ST FLOOR EAST EXIT		Y
5	1ST FLOOR WEST EXT		Y
6	2ND REAR EAST EXIT		Y

EMERGENCY LIGHTING NOTES AND RECOMMENDATIONS

GYM BREAKER PANEL CCT #15,
CONTROLS MAIN ENTRY, AND GYM
EMERGENCY LIGHTS
PANEL NEXT TO STAFF ROOM
MARKED EXIT LIGHTS.

LOCATION: Musquodoboit Rural High	Device	model	Device address or circuit number
FIRE ALARM PANEL: Edwards QS4			
FIRE ALARM DEVICES			

Location Description	Device	Model	Address
----------------------	--------	-------	---------

DETECTORS FOR PANEL 1 CARD 1

CORRIDOR ADJ. ELEVATOR	SMK	SIGA-PS	1
STUDENT SERVICES FILE STORAGE	SMK	SIGA-PS	2
WATER PUMP ROOM	HEAT	SIGA-HFS	3
CORRIDOR ADJ. 1305	SMK	SIGA-PS	4
MAIN ELECTRICAL ROOM	SMK	SIGA-PS	5
CORRIDOR ADJ. 1211	SMK	SIGA-PS	6
CORRIDOR ADJ. SOUTHWEST FIRE DOORS	SMK	SIGA-PS	7
MAIN ENTRANCE	SMK	SIGA-PS	8
SERVER ROOM 1206	SMK	SIGA-PS	9
MULTIPURPOSE ROOM 1410	SMK	SIGA-PS	10
CUSTODIAN ROOM 1125	HEAT	SIGA-HFS	11
GYM STORAGE 1403	SMK	SIGA-PS	12
1ST FLOOR COMM. ROOM 1507	SMK	SIGA-PS	13
MECHANICAL CLOSET 1509	HEAT	SIGA-HFS	14
SPRINKLER ROOM 1507	HEAT	SIGA-HFS	15
STORAGE ROOM 1203	HEAT	SIGA-HFS	16

TECH ROOM 1204	SMK	SIGA-PS	17
MAIN ENTRANCE ADJ. LIBRARY 1127	SMK	SIGA-PS	18
ADJ. ADMIN OFFICE 1104	SMK	SIGA-PS	19
MUSIC ROOM STORAGE	SMK	SIGA-PS	20
KITCHEN STORAGE ROOM 1425	SMK	SIGA-PS	21
STAGE STORAGE ROOM	SMK	SIGA-PS	22
CORRIDOR NEAR CAFETERIA	SMK	SIGA-PS	23
CORRIDOR ADJ. SERVER ROOM	SMK	SIGA-PS	24
CORRIDOR TO TECH ED	SMK	SIGA-PS	25
BOILER ROOM HEAT #1	HEAT	SIGA-HFS	26
BOILER ROOM HEAT #2	HEAT	SIGA-HFS	27
2ND FLOOR GENERAL STOARGE ROOM 2107	SMK	SIGA-PS	28
STAGE SMOKE #2	SMK	SIGA-PS	29
2ND FLOOR CORRIDOR ADJ. 2208	SMK	SIGA-PS	30
MAIN LOBBY HIGH CEILING	SMK	SIGA-PS	31
STAIR 03 SMOKE ADJ. GYM	SMK	SIGA-PS	32
2ND FLOOR JANITORS ROOM 2108	HEAT	SIGA-HFS	33
2ND FLOOR JANITORS ROOM 2112	HEAT	SIGA-HFS	34
2ND FLOOR SERVER ROOM 2109	SMK	SIGA-PS	35
TOP OF STAIR 2 ADJ. ELEVATOR	SMK	SIGA-PS	36
2ND FLOOR CORRIDOR ADJ. WASHROOM 2110	SMK	SIGA-PS	37
2ND FLOOR CORRIDOR ADJ. 2216	SMK	SIGA-PS	38
MECHANICAL ROOM 2501	HEAT	SIGA-HFS	39
FAMILY STUDIES STORAGE ROOM	SMK	SIGA-PS	40
2ND FLOOR CORRIDOR ADJ. 2202	SMK	SIGA-PS	41

ADJ. 2202			
2ND FLOOR CORRIDOR ADJ. 2305	SMK	SIGA-PS	42
TOP OF STAIR 4 WEST	SMK	SIGA-PS	43
GYM DUCT SMOKE	DUCT	SIGA-SD	44
MECHANICAL ROOM 2105	DUCT	SIGA-SD	45
2ND FLOOR CORRIDOR ADJ. 2301	SMK	SIGA-PS	46
STAGE SMOKE #1	SMK	SIGA-PS	47
2ND FLOOR BALCONY	SMK	SIGA-PS	48
GYM DUCT SMOKE	DUCT	SIGA-SD	49
MECHANICAL ROOM 3001	SMK	SIGA-PS	50
MECHANICAL ROOM 3001	HEAT	SIGA-PS	51
TOP OF STAIR 1	SMK	SIGA-PS	52
ELEVATOR SHAFT	SMK	SIGA-PS	53
2ND FLOOR ELEVATOR MACHINE ROOM	SMK	SIGA-PS	54
RECYCLE ROOM 1423	SMK	SIGA-PS	55
GYM STORAGE 1411	SMK	SIGA-PS	56
STORAGE UNDER PENTHOUSE STAIR 2209	SMK	SIGA-PS	57
2ND FLOOR JANITORS CLOSET 2103	HEAT	SIGA-HFS	58
LEVEL 1 CORRIDOR BY ROOM 1112	SMK	SIGA-PS	59

MODULES FOR PANEL 1 CARD 1

UPPER FLOOR SPRINKLER VALVE	SUPV	SIGA-CT2	126
UPPER FLOOR SPRINKLER FLOW	FLOW	SIGA-CT2	127
Location Description	Device	Model	Address
MECHANICAL ROOM 3001 SPRINKLER VALVE	SUPV	SIGA-CT2	128
MECHANICAL ROOM 3001	FLOW	SIGA-CT2	129

SPRINKLER FLOW			
MAIN FLOOR & GYM SPRINKLER FLOW	FLOW	SIGA-CT2	130
MAIN FLOOR & GYM SPRINKLER VALVE	SUPV	SIGA-CT2	131
FIRE PUMP TEST HEADER VALVE	SUPV	SIGA-CT2	132
FIRE PUMP DISCHARGE VALVE	SUPV	SIGA-CT2	133
MAIN SPRINKLER GATE VALVE	SUPV	SIGA-CT2	134
MAIN SPRINKLER VALVE SPARE (3366)		SIGA-CT2	135
MAIN SPRINKLER ALARM	FLOW	SIGA-CT2	136
MAIN SPRINKLER LOW PRESSURE	SUPV	SIGA-CT2	137
ELEVATOR PIT GATE VALVE	SUPV	SIGA-CT2	138
ROOM 1305 EXIT	PULL	SIGC-270B	139
MAIN ENTRANCE	PULL	SIGC-270B	140
EXIT ADJ. 1305	PULL	SIGC-270B	141
CAFETERIA EXIT	PULL	SIGC-270B	142
EXIT ADJ. ELEVATOR	PULL	SIGC-270B	143
BOILER ROOM EXIT	PULL	SIGC-270B	144
1ST FLOOR TECH ED ROOM	PULL	SIGC-270B	145
1ST FLOOR CORRIDOR ADJ. 1209	PULL	SIGC-270B	146
GYM STORAGE	PULL	SIGC-270B	147
WATER PUMP ROOM	PULL	SIGC-270B	148
1ST FLOOR DOOR HOLDER NORTHEAST EXIT	RLY	SIGA-CR	149
1ST FLOOR DOOR HOLDER 1309	RLY	SIGA-CR	150
1ST FLOOR STAIR 2 FIRE DOOR HOLDER	RLY	SIGA-CR	151
1ST FLOOR CORRIDOR FIRE DOOR HOLDER	RLY	SIGA-CR	152
SOUTHWEST EXIT DOOR	RLY	SIGA-CR	153

HOLDER 1ST FLOOR			
UPS SYSTEM COMMON ALARM	SUPV	SIGA-CT2	154
UPS SYSTEM SPARE		SIGA-CT2	155
2ND FLOOR ADJ. ELEVATOR	PULL	SIGC-270B	156
MECHANICAL ROOM 3001 PENTHOUSE	PULL	SIGC-270B	157

Location Description	Device	Model	Address
2ND FLOOR CORRIDOR ADJ. 2208	PULL	SIGC-270B	158
TOP OF STAIRS ADJ. ELEVATOR	RLY	SIGA-CR	159
2ND FLOOR CORRIDOR ADJ. 2204	PULL	SIGC-270B	160
GYM BACK EXIT	PULL	SIGC-270B	161
2ND FLOOR CORRIDOR ADJ. 2202	PULL	SIGC-270B	162
GYM EXIT TO VESTIBULE	PULL	SIGC-270B	163
GYM EXIT TO VESTIBULE	PULL	SIGC-270B	164
UNKNOWN RELAY 9363	RLY	SIGA-CR	165
2ND FLOOR ADJ. 2202	RLY	SIGA-CR	166
2ND FLOOR DOORS ADJ. 2216	RLY	SIGA-CR	167
2ND FLOOR ADJ. 2216	PULL	SIGC-270B	168
2ND FLOOR IN STAIR BUS END OF SCHOOL	RLY	SIGA-CR	169
2ND FLOOR ADJ. 2308	PULL	SIGC-270B	170
MECHANICAL ROOM 3001 OUTSIDE	PULL	SIGC-270B	171
ELEVATOR MACHINE ROOM SPRINKLER VALVE	SUPV	SIGA-CT2	172
KITCHEN HOOD SUPPRESSION	ALRM	SIGA-CT2	173
KITCHEN HOOD SPARE (2680)			174
KITCHEN	PULL	SIGC-270B	175

FIRE PUMP CONTROLLER TROUBLE	SUPV	SIGA-CT2	176
FIRE PUMP ENGINE RUNNING	SUPV	SIGA-CT2	177
FIRE PUMP SPARE (3281)		SIGA-CT2	178
FIRE PUMP CONTROLLER SWITCH OFF AUTO	SUPV	SIGA-CT2	179
FIRE PUMP ENGINE TROUBLE	SUPV	SIGA-CT2	180
FIRE PUMP SPARE (1683)		SIGA-CT2	181
BOOSTER SPARE @ MAIN ENTRANCE	SUPV	SIGA-CT2	182
MAIN FLOOR BELL OOSTER TROUBLE	SUPV	SIGA-CT2	183
2ND FLOOR CENTRE DOOR HOLDER	RLY	SIGA-CR	184
LOW WATER IN RESERVOIR	MON	SIGA-CT2	185
SPARE LOW WATER IN RESERVOIR	MON	SIGA-CT2	186
TOP OF STAIRS CR ADJ. ELEVATOR	RLY	SIGA-CR	187

Location Description	Device	Model	Address	Zone / Circuit #
----------------------	--------	-------	---------	------------------

1ST FLOOR HORN/STROBES

BOILER ROOM 1501	H/S			1
CAFETERIA 1422 BY EXIT	H/S			1
KITCHEN 1424	H/S			1
MUSIC ROOM 1426	H/S			1
MUSIC ROOM 1426	H/S			1
SERVER ROOM 1206	H/S			1
MUSIC ROOM PRACTICE 1430	H/S			1
MUSIC ROOM PRACTICE 1429	H/S			1
MUSIC ROOM PRACTICE 1428	H/S			1
ROOM 1210 BY ROOM 1208	H/S			1
CORRIDOR 1212 BY ROOM 1211	H/S			1

ROOM 1207 BBY ROOM 1205	H/S			1
FEMALE WASHROOM 1202	H/S			1
MAL WASHROOM 1201	H/S			1
BY STAIR 2 NEXT TO MALE WASHROOM	H/S			1
MALE LOCKER ROOM 1414	H/S			1
SHOWERS 1415	H/S			1
SHOWERS 1413	H/S			1
LIBRARY ROOM 1126	H/S			1
ELECTRICAL ROOM	H/S			1
IN BOOSTER @ MAIN ENTRANCE	EOL			1

BOOSTER NAC1 ABOVE CEILING IN MAIN ENTRANCE

FOYER 1102 BY MAIN ENTRANCE				1
ADMIN. ROOM 1104				1
WASHROOM 1108 BY ADMIN.				1
CORRIDOR 1112 BY ROOM 1113				1
TEEN HEALTH ROOM 1119				1
STUDENT SERVICES ROOM 1118				1
ROOM 1121 NEXT TO 1122				1
ACC. WASHROOM 1302 ROOM 1306 BY ROOM 1301				1

Location Description	Device	Model	Address	Zone / Circuit #
CORRIDOR 1309 BY ROOM 1308				1
TECH. PROD. ROOM 1303				1
WATER ROOM 1506				1
SPRINKLER ROOM 1507 BY 1506				1
FEMALE WASHROOM 1124				1

MALE WASHROOM 1123				1
MALE LOCKER ROOM 1406				1
SHOWERS 1407				1
FEMALE LOCKER ROOM 1408				1
SHOWERS 1409				1
SHPRINKLER ROOM	EOL			1

NAC3 - ELECTRICAL ROOM BOOSTER

OUTSIDE BACK OF BUILDING	H/S			3
OUTSIDE FRONT OF BUILDING	H/S			3
ELECTRICAL ROOM	EOL			3

NAC4 - PENTHOUSE

TOP OF STAIRS	H/S			4
EXIT TO OUTSIDE	H/S			4
EXIT TO OUTSIDE	EOL			4

2ND FLOOR HORN/STROBES

2ND FLOOR BY 2309				2
IN ROOM 2307				2
IN ROOM 2306				2
MECHANICAL ROOM BY MCC				2
MECHANICAL ROOM BY CONTROL PANEL				2
FEMALE WASHROOM 2104				2
MALE WASHROOM 2102				2
CORRIDOR BY 2202				2
CORRIDOR Y SERVER ROOM				2
SERVER ROOM 2109				2

CORRIDOR ADJ. ELEVATOR				2
---------------------------	--	--	--	---

Location Description	Device	Model	Address	Zone / Circuit #
MALE WASHROOM 2110				2
FEMALE WASHROOM 2111				2
CORRIDOR BY 2210				2
ROOM 2213				2
STAIR 5 TO PENTHOUSE				2
ROOM 2214				2
CORRIDOR ADJ. 2215				2
GYM BY VESTIBULE				2
GYM NEAR EXIT				2
GYM NEAR OFFICE				2
STAGE				2
ELECTRICAL ROOM				2
ROOM 2301				2
ROOM 2203				2
PENTHOUSE	EOL			2

EMERGENCY LIGHTS

Unit #	Location	# of Heads	Model	Circuit #
	ELECTRICAL ROOM			
	BOILER ROOM			
	GYM			
	GYM			
	GYM			

	GYM			
	OFFICE			
	SPRINLER ROOM			
	PENTHOUSE BY OUTSIDE EXIT			
	PENTHOUSE			
	THROUGH SPRINKLER RM 1507			
	WOODSHOP			
	ELEVATOR MACHINE ROOM			
	CAFETERIA			
	SERVER ROOM 2109			
	BY 1305		EXIT	
	MECH RM 2501	2		
	GYM ABOVE STORAGE RM NEAT EXIT	2		
	GYM		REMOTE	
	STUDENT SERVICES 1116	2		

EMERGENCY LIGHTING NOTES AND RECOMMENDATIONS

EML's are automatic.

LOCATION: Musquodoboit Valley School	Device	Device address or circuit number
FIRE ALARM PANEL: Simplex 4010		

MANUAL PULL STATIONS

1	NORTH GYM EXIT	MA	M1-1
2	SOUTH GYM EXIT	MA	M1-2
3	OUTDOOR GYM STORAGE	MA	M1-3
4	WEST EXIT BY KITCHEN	MA	M1-4
5	KITCHEN EXIT	MA	M1-5
6	ATRIUM ENTRANCE NORTH	MA	M1-6
7	ATRIUM NORTH EXIT	MA	M1-7
8	MAIN ENTRANCE SOUTH	MA	M1-8
9	MAIN ENTRANCE NORTH	MA	M1-9
10	EAST EXIT 123	MA	M1-13
11	FORESTRY Classroom 2	MA	M1-10
12	FORESTRY CONFERENCE RM EXIT	MA	M1-12
13	FORESTRY ENTRANCE	MA	M1-11
14	MECHANICAL RM 132	MA	M1-15
15	NORTH EXIT (BY MECH RM 132)	MA	M1-14
16	PUMP HOUSE	M	M1-41
17	PUMP HOUSE WORKSHOP	M	M1-41
18	PUMP HOUSE UPPER WORKSHOP	M	M1-41
19	PUMP HOUSE UPSTAIRS	M	M1-41

SMOKE DETECTORS

1	ELECTRICAL RM 163B(WITHIN 163B)	SA	M1-42
2	CORR BY RM 167	SA	M1-64
3	CORR BY FAMILY RECOURSE CENTER	SA	M1-63
4	DATA RM 163A	SA	M1-43
5	EAST CORR	SA	M1-23
6	EAST CORR	SA	M1-22
7	EAST CORR	SA	M1-24
8	FORESTRY HALLWAY	SA	M1-25
9	TELEPHONE RM 132A	SA	M1-20
10	ELECTRICAL RM 132A	SA	M1-21

DUCT SMOKE DETECTORS

HEAT DETECTORS

SPRINKLER DEVICES

1	GYM MECHANICAL RM 183	DSA	M1-46
2	GYM MECHANICAL RM 183	DSA	M1-47
3	GYM MECHANICAL RM 183	DSA	M1-48
4	GYM MECHANICAL RM 183	DSA	M1-49
5	MECHANICAL RM 163	DSA	M1-45
6	MECHANICAL RM 163	DSA	M1-44
7	MECHANICAL RM 132	DSA	M1-16
8	MECHANICAL RM 132	DSA	M1-17
9	MECHANICAL RM 132	DSA	M1-18
10	MECHANICAL RM 132	DSA	M1-19
1	MECHANICAL RM 132	RHTA	M1-60
2	MECHANICAL RM 163	RHTA	M1-61
3	PUMP HOUSE, UPPER LEV STORAGE	RHT	M1-41
4	PUMP HOUSE , UPPER LEV MEZZANINE	RHT	M1-41
1	SPK SYS RM 141 FLOW NEW	FS	M1-26
2	SPK SYS RM 141 FLOW EXIST	FS	M1-27
3	SPK SYS RM 141 FLOW ATTIC ZONE	FS	M1-28
4	SPK SYS RM 141 LOW AIR ATTIC ZONE	SV	M1-29
5	SPK SYS RM 141 MAIN CONTROL VALVE	SV	M1-30
6	SPK SYS RM 141 NEW ADDITION VALVE	SV	M1-31
7	SPK SYS RM 141 EXIST VALVE	SV	M1-32
8	SPK SYS RM 141 ATTIC ZONE VALVE	SV	M1-33
9	CONTROL VALVE - WET PUMP HOUSE	SV	M1-35
10	ATTIC LOW AIR DRY RM 141	SV	M1-36
11	FLOW SPRINKLER - DRY- PUMP HOUSE	FS	M1-37
12	FLOW SPRINKLER -WET- PUMP HOUSE	FS	M1-38
13	ATTIC CTRL VALVE - DRY PUMP HOUSE	SV	M1-39
14	PUMP HOUSE ZONE		M1-41
15	KITCHEN SUPPRESSION	FS	M1-50
16	MAIN CONTROL VALVE 1 PUMP HOUSE	SV	M1-51
17	MAIN CONTROL VALVE 2 PUMP HOUSE	SV	M1-52
18	TEST HEADER FIRE PUMP	SV	M1-53
19	PUMP CONTROL VALVE	SV	M1-54

NOTIFYING APPLIANCES

1	FORESTRY HALL	HSP	SIG 1
2	MAIN ATRIUM	HSP	SIG 2
3	MECHANICAL RM 163	HSP	SIG 2
4	BY RM 165	HSP	SIG 2
5	ART/MUSIC RM 192	HSP	SIG 2
6	BY CAFETERIA	HSP	SIG 2
7	CAFETERIA	HSP	SIG 2
8	GYM	HSP	SIG 2
9	GYM	HSP	SIG 2
10	MECHANICAL RM 183	HSP	SIG 2
11	MALE WASHROOM 170	HSP	SIG 2
12	FEMALE WASHROOM 171	HSP	SIG 2
13	MALE LOCKER RM 185	HSP	SIG 2
14	FEMALE LOCKER RM 189	HSP	SIG 2
15	MALE WASHROOM (FORESTRY)	HSP	SIG 1
16	FEMALE WASHROOM (FORESTRY)	HSP	SIG 1
17	MALE WASHROOM 141	HSP	SIG 1
18	FEMALE WASHROOM 140	HSP	SIG 1
19	HALLWAY BY 141	HSP	SIG 1
20	HALLWAY BY 149	HSP	SIG 1
21	MECHANICAL RM 132	HSP	SIG 1
22	WASHROOM 134	HSP	SIG 1
23	WASHROOM 135	HSP	SIG 1
24	WASHROOM 168	HSP	SIG 1
25	PUMP HOUSE	B	SIG 3
26	PUMP HOUSE	B	SIG 3
27	PUMP HOUSE	B	SIG 3
28	PUMP HOUSE	B	SIG 3
29	PUMP HOUSE	B	SIG 3

RELAYS, AUXILIARIES

1	VENTILATION CONTROL	RLY	AUX 1
2	CITY DISCONNECT	RLY	AUX 2
3	DOOR HOLDERS	RLY	AUX 3

EMERGENCY LIGHTS

Unit #	Location	# of Heads	Model
	ENTRANCE DEPT OF NATURAL RESOURCES		EXIT

	FROM DEPT OF NATURAL RESOURCES TO SCHOOL ENTRANCE		EXIT
	SIDE EXIT NEAR NATURAL RESOURCES		LUMACELL EXIT
	NEW STAFF ROOM		LUMACELL EXIT
	NEAR SPRINKLER ROOM		LUMACELL EXIT
	EXIT NEAR 150		LUMACELL EXIT
	EXIT VESTIBULE NEAR 150		LUMACELL EXIT
	FRONT EXIT NEAR OFFICE		LUMACELL EXIT
	CORRIDOR EXIT NEAR 167		LUMACELL EXIT
	GYM REAR EXIT		LUMACELL
	GYM REAR EXIT		LUMACELL
	GYM SIDE EXIT TO VESTIBULE		LUMACELL
	GYM EXIT TO SCHOOL CORRIDOR		LUMACELL
	CAFETERIA EXIT TO VESTIBULE		LUMACELL
	CAFETERIA EXIT TO SCHOOL CORRIDOR		LUMACELL
	GENERATOR ROOM PUMPHOUSE		LUMACELL UNIT

	LOCATION: Nelson Whynder	Device	Device address or circuit number
--	---------------------------------	---------------	---

FIRE ALARM PANEL:Simplex 4002

MANUAL PULL STATIONS

1	LIBRARY EXIT 101	M	Zone #1
2	MAIN LOBBY 120	M	Zone #1
3	EXIT CORRIDOR 123	M	Zone #1
4	VESTIBULE 151 BY ELECTRICAL RM	M	Zone #2
5	BY MECHANICAL RM EXIT	M	Zone #2
6	LOBBY	M	Zone #2
7	GYM EXIT 174	M	Zone #3
8	KITCHEN EXIT 176	M	Zone #4
9	GYM EAST EXIT 124	M	Zone #3
10	MECHANICAL ROOM 141	M	Zone #7
11	PENTHOUSE 203	M	Zone #8
12	PENTHOUSE 202	M	Zone #11
13	PENTHOUSE 201	M	Zone #12

SMOKE DETECTORS

1	AV STORAGE 103	S	Zone #1
2	BOOK STORAGE 142	S	Zone #2
3	OUTSIDE STORAGE 182	S	Zone #5
4	ELECTRICAL ROOM 147	S	Zone #6
5	TELEPHONE ROOM 158	S	Zone #2
6	MUSIC STORAGE 159	S	Zone #2
7	STORAGE 146	S	Zone #2
8	MUSIC STORAGE 160	S	Zone #2
9	GYM STORAGE 169	S	Zone #3
10	GYM STORAGE BY KITCHEN	S	Zone #3
11	GYM STORAGE RIGHT	S	Zone #3
12	KITCHEN STORAGE 175	S	Zone #4

HEAT DETECTORS

1	PENTHOUSE 202	RHT	Zone #11
2	PENTHOUSE 201	RHT	Zone #12
3	PENTHOUSE 203	HT	Zone #8
4	JANITORS ROOM 143 BY GIRLS W/R 140	HT	Zone #2
5	JANITORS ROOM 139	HT	Zone #2
6	JANITORS ROOM 113	RHT	Zone #1

7	KITCHEN 178	HT	Zone #4
8	MECHANICAL ROOM 141	HT	Zone #7
9	STORAGE RM ACROSS FROM MUSIC RM	RHT	Zone #2

DUCT SMOKE DETECTORS

1	PENTHOUSE 203/SUPPLY	DS	Zone #9
2	PENTHOUSE 203/RETURN	DS	Zone #9
3	PENTHOUSE 201/SUPPLY	DS	Zone #10
4	PENTHOUSE 201/RETURN	DS	Zone #10

SPRINKLER DEVICES

1	MECHANICAL ROOM (LOW PRESSURE)	PS	Zone #14
2	ELECTRICAL ROOM 147	TS	Zone #15
3	SPRINKLER ROOM 141	TS	Zone #16
4	WET SPRINKLER VALVE	PS	Zone #17
5	KITCHEN HOOD SUPPRESSION	AD	Zone #18
6	OUTSIDE MECHANICAL ROOM 141	TS	Zone #19
7	AHU SUTT DOWN	R	

NOTIFYING DEVICES

68	SOUTH HALL 128	B	Sig #1
69	EAST HALL 145	B	Sig #1
70	WEST HALL 145	B	Sig #1
71	MECHANICAL ROOM 141	B	Sig #1
72	HALL 152	B	Sig #1
73	GIRLS CHANGE ROOM	B	Sig #1
74	BOYS CHANGE ROOM	B	Sig #1
75	WEST GYM 174	B	Sig #1
76	WEST GYM 171	B	Sig #1
77	PENTHOUSE 202	B	Sig #1
78	PENTHOUSE 203	B	Sig #1
79	NORTH HALL	B	Sig #1
80	EAST HALL	B	Sig #1
81	LOBBY 120	B	Sig #1
82	LIBRARY 101	B	Sig #1
83	PENTHOUSE 201	B	Sig #1

END OF LINE RESISTORS

44	PENTHOUSE 201	EOL	Zone #10
50	PENTHOUSE 201	EOL	Zone #12
40	PENTHOUSE 203	EOL	Zone #9
24	KITCHEN STORAGE 175	EOL	Zone #4
20	STORAGE 181	EOL	Zone #3

EMERGENCY LIGHTING			
---------------------------	--	--	--

Line #	EL UNIT Location	Remote Head	Cab. Head
1	Main Entrance		Y
2	*Main Entrance Hall BY RM 108	Y	
3	*Fan Room 201	Y	
4	*Fan Room Stairs	Y	
5	Library		Y
6	*Library	Y	
7	*Library	Y	
8	By Staff Washroom 112		Y
9	By Room 134		Y
10	*By Room 131	Y	
11	By Music Room 157		Y
12	MECHANICAL ROOM	Y	
13	By Room 148		Y
14	*By Room 137	Y	
15	*By Storage 146	Y	
16	*Electrical Room	Y	
17	*Exit by Storage 146	Y	
18	By Room 149		Y
19	*Boys Washroom Remote	Y	
20	*Girls Washroom Remote	Y	
21	By PENTHOUSE 202		Y
22	*PENTHOUSE 202	Y	
23	*PENTHOUSE 202 Stairs	Y	
24	*Gym Entrance	Y	
25	*Lobby Entrance	Y	
26	*Handicap Male Washroom	Y	
27	*Handicap Female Washroom	Y	
28	Gym BY BOYS CHANGEROOM		Y
29	*Boys Change Room	Y	
30	Gym by GIRLS CHANGEROOM		Y
31	*Girls Change Room	Y	
32	Gym by CANTEEN		Y
33	*Kitchen	Y	
34	*Kitchen Exit	Y	
35	Gym Back Wall		Y
36	*Gym Exit	Y	
37	Hall Behind Stage		Y
38	*Mechanical Room	Y	
39	*Music Room	Y	
40	*Fan Room 203	Y	

41	*Fan Room Stairs	Y	
EMERGENCY LIGHTING NOTES AND RECOMMENDATIONS			
1	THERE IS A BREAKER IN JANITOR ROOM 113; PANEL "A", CCT#29 THAT CONTROLS MAIN ENTRANCE, LIBRARY AREAS		
2	THERE IS A BREAKER IN MAIN ELECTRICAL RM; PANEL "B", CCT#19 THAT CONTROLS AREAS AROUND ELECTRICAL RM		
3	PANEL IN ROOM IN GYM BY GIRLS WASHROOM ,PANEL "C", CCT#45		

	LOCATION: O'Connell Drive Elem.	Device	Device address or circuit number
	FIRE ALARM PANEL: Edwards EST 2		

EMERGENCY LIGHTING INSPECTION REPORT

Line #	EL UNIT Location	Time On	Time Off	Duration	Charging VAR	Remote Head	Cab. Head	Cove r	Exit Bulb AC/D C	Remarks	Bat. VAH	Serial #	Serial #	Manuf.
1	SOUTH HALL BY CLASSROOM 4						Y							
2	NORTH HALL BY CLASSROOM 20						Y							
3	CENTER HALL / GYM						Y							

LOCATION:Oyster Pond

FIRE ALARM PANEL: Edwards QS4

Device

**Device address or
circuit number**

MANUAL PULL STATIONS

1	2ND FLR BY STAIR 2	MA	101126
2	TOP STAIR 1 ADJ RM 2312	MA	101127
3	TOP OF STAIR 2 ADJ RM 2110	MA	101128
4	2ND FL ADJ 2208	MA	101129
5	2ND FL ADJ 2209	MA	101130
6	2ND LF ADJ 2220	MA	101131
7	PENTHOUSE MECH RM 2502	MA	101132
8	PENTHOUSE MECH RM 2501	MA	101133
9	GYM EXIT NORTH	MA	101163
10	GYM WEST EXIT	MA	101164
11	KITCHEN 1420	MA	101169
12	CAFETERIA 1419 BY 1422	MA	101170
13	BOILER ROOM	MA	101171
14	ELECTRICAL ROOM 1502	MA	101172
15	1ST FL STAIR 2 EXIT	MA	101173
16	1ST FL MAIN ENTRANCE	MA	101174
17	1ST FL WATER ROOM	MA	101175
18	1ST FL ADJ 1210 STAIR 4	MA	101176
19	1ST FL ADJ ROOM 1314	MA	101178
20	1ST FL TECH PROD RM 1201	MA	101179

SMOKE DETECTORS

1	STAIR #2	SA	101001
2	2ND FL ADJ 2104	SA	101002
3	2ND FL ADJ RM 2303	SA	101003
4	2ND FL ADJ RM 2312	SA	101004
5	STAIR #1 ADJ RM 2312	SA	101005
6	2ND FL ELECTRICAL RM 2503	SA	101006
7	2ND FL SERVER RM 2107	SA	101007
8	ELEVATOR SHAFT SMOKE	SA	101008
9	2ND FL RM 2202 STORAGE	SA	101009
10	2ND FL ELEVATOR MECH RM 2507	SA	101010
11	2ND FL STORAGE RM 2110	SA	101011
12	2ND FL ADJ RM 2207	SA	101012
13	2ND FL RM 2203 STORAGE	SA	101013

14	2ND FL ADJ RM 2208	SA	101014
15	2ND FL ADJ RM 2209	SA	101015
16	2ND FL SERVER RM 2504	SA	101016
17	2ND FL ADJ RM 2220	SA	101017
18	STAIR #4	SA	101018
19	STAIR 3 ADJ RM 2110	SA	101019
20	TOP OF STAGE SMOKE #1	SA	101020
21	TOP OF STAGE SMOKE #2	SA	101021
22	1ST FL ADJ RM 1314	SA	101028
23	1ST FL ADJ RM 1301	SA	101029
24	1ST FL ADJ STAIR 2	SA	101030
25	1ST LF ELECTRICAL RM 1504	SA	101031
26	1ST FL COMM OFFICE 1131	SA	101032
27	1ST FL SERVER RM 1130	SA	101033
28	1ST FL LAN RM 1424	SA	101034
29	1ST FL KITCHEN STORAGE 1421	SA	101035
30	1ST FL ADJ RM 1421	SA	101036
31	1ST LF ADJ ELEVATOR	SA	101037
32	1ST FL LOBBY	SA	101038
33	1ST FL ADJ RM 1111	SA	101039
34	1ST FL COMM RM 1507	SA	101040
35	1ST FL ADJ RM 1210	SA	101041
36	1ST FL LOBBY ADJ ADMIN RM 1104	SA	101042
37	1ST FL RECYCLE RM 1422	SA	101043
38	1ST FL STAGE STORAGE RM 1418	SA	101046
39	1ST FL MULTIPURPOSE RM 1415	SA	101047
40	GYM STORAGE RM 1408	SA	101048
41	1ST FL ADJ 1415	SA	101049
42	1ST FL ADJ LIBRARY	SA	101050
43	1ST FL STAIR 4	SA	101055
44	ELECTRICAL RM 1502 SMOKE #1	SA	101056
45	ELECTRICAL RM 1502 SMOKE #2	SA	101057

DUCT SMOKE DETECTORS

1	PENTHOUSE/MECH RM 2501AHU#1 GYM	DSA	101022
---	---------------------------------	-----	--------

HEAT DETECTORS

1	2ND FL CUSTODIAL RM 2105	RHTA	101023
2	2ND FL CUSTODIAL RM 2114	RHTA	101024
3	PENTHOUSE/MECH RM 2502	RHTA	101025
4	PENTHOUSE/MECH RM 2501 HEAT #1	RHTA	101026
5	PENTHOUSE/MECH RM 2501 HEAT #2	RHTA	101027
7	1ST FL CUSTODIAL 1125	RHTA	10151
8	1ST FL SPRINKLER RM 1510	RHTA	101053
9	1ST FL WATER RM 1509	RHTA	101052

10	1ST FL CUSTODIAL 1133	RHTA	101054
11	BOILER RM	HTA	101180
12	BOILER RM	HTA	101180

SPRINKLER DEVICES

	ELEVATOR MACHINE RM GATE VALVE	SV	134
	SPRINKLER FLOW 1ST FL	FSV	143
	SPRINKLER VALVE 1ST FL	SV	144
	TEST HEADER VALVE	SV	145
	FIRE PUMP DISCHARGE VALVE	SV	146
	JOCKEY PUMP VALVE	SV	147
	JOCKEY PUMP DISCHARGE VALVE	SV	148
	MAIN SPRINKLER FLOW	FSV	149
	MAIN SPRINKLER SHUT OFF VALVE	SV	150
	FIRE PUMP CONTROLLER TROUBLE	SV	154
	RESERVOIR HIGH WATER	SV	158
	ELECTRICAL RM 1502 INVERTER TBL	SV	159
	ELEVATOR PIT SHUT OFF VALVE	SV	161
	SPARE ELEVATOR PIT VALVE	SV	162
	KITCHEN HOOD SYSTEM ALARM	AD	177
	SPRINKLER FLOW 2ND FL	FSV	181
	SPRINKLER VALVE 2ND FL	SV	182
	PENTHOUSE MECH RM FLOW	FSV	183
	PENTHOUSE /MECH RM VALVE	SV	184

NOTIFYING DEVICES

1	ELECTRICAL ROOM 1502	HS	
2	GYM BY STAGE	HS	
3	GYM EXIT TO REAR OF BUILDING	HS	
4	RM 1413 MALE JR CHANGE RM	HS	
5	RM 1409 FEMALE JE CHANGE RM	HS	
6	RM 1412 MALE ELEMENTARY CHG RM	HS	
7	RM 1414 WASHROOM/SHOWERS	HS	
8	RM 1410 FEMALE ELEMENTARY CHG RM	HS	
9	MAIN ENTRY LOBBY	HS	
10	BY RM 1111	HS	
11	RM 1113 STAFFROOM	HS	
12	FEMALE WASHROOM ADJ RM 1117	HS	
13	MALE WASHROOM ADJ RM 1117	HS	
14	ADJ RM 1210	HS	
15	ADJ 2216	HS	
16	MALE WASHROOM ADJ 2210	HS	
17	FEMALE WASHROOM ADJ 2210	HS	
18	ADJ RM 2207	HS	
19	ADJ 2503	HS	

20	MALE WASHROOM ADJ 2503	HS	
21	FEMALE WASHROOM ADJ 2503	HS	
22	ADJ RM 2303	HS	
23	ADJ RM 2309	HS	
24	ADJ RM 1313	HS	
25	ADJ STAIR 2 MAIN LEVEL	HS	
26	FEMALE WASHROOM ADJ CUST RM 1133	HS	
27	MALE WASHROOM ADJ CUST RM 1133	HS	
28	ADJ RM 1133	HS	
29	ADJ RM 1421	HS	
30	CAFETERIA BY RECYCLE RM 1422	HS	
31	MUSIC RM	HS	
32	GYM BY REAR LEFT EXIT	HS	

AUXILIARIES

1	FUTURE ELEVATOR RELAY ABOVE RM 2201	AD	137
2	FUTURE ELEVATOR RELAY ABOVE RM 2201	AD	138
3	TOP OF STAIR 1 RELAY ABOVE DR	AD	136
4	TOP STAIR 2 RELAY ABOVE DR	AD	135
5	2ND FL ADJ 2208 DOOR RELAY	AD	139
6	TOP OF STAIR 4 RELAY	AD	140
7	KITCHEN SHUNT TRIP	AUX	141
8	PENTHOUSE/MECH RM 2501 AHU#1 SHUTDOV	AD	142
12	RELAY ADJ 1314(DOOR RELEASE)	AD	165
11	RELAY 1ST FL BY STAIR 2	AD	166
10	RELAY 1ST FL CORR TO CAFETERIA	AD	167
9	RELAY ADJ 1210	AD	168
13	PENTHOUSE/MECH RM 2501 RHU#1 SHUT DO	AD	142
12	KITCHEN HOOD SYSTEM ALARM	AD	177

EMERGENCY LIGHTING

Line #	EL UNIT Location	Remote Head	Cab. Head
1	GYM (OVER 1409)		
2	GYM ENTRANCE(REMOTE)		
3	GYM FAR WALL BY STAGE		
4	GYM FAR WALL BY EXIT		
5	GYM BACK WALL		
6	GYM RIGHT GYM ENTRANCE		
7	CAFETERIA LEFT	Y	
8	CAFETERIA		
9	SERVER ROOM 2504		
10	SERVER ROOM 1507		
11	MECH ROOM 2502		

12	MECH ROOM 2502		
13	1502 ELECTRICAL RM FRONT		
14	1502 ELECTRICAL RM REAR		
15	2503 ELECTRICAL ROOM		
15	2107 SERVER ROOM BOILER ROOM		

SPRINKLER ROOM

ELEVATOR MACHINE
RM 2507

STAIR ADJ 2104

2501 MECH TOP
STAIRS

2501 MECH
BACKWALL STAN
PRO

WATER RM 1509

		Device	Device address or circuit number
	LOCATION: Porter's Lake		
	FIRE ALARM PANEL: Edwards QS4		
MANUAL PULL STATIONS			
	1ST FLOOR "A" WING ADJACENT RM 166	MA	101013
	1ST FLOOR "A" WING ADJACENT RM 150	MA	101014
	1ST FLOOR COMMUNITY CTR ENTRY	MA	101126
	1ST FLOOR CAFETERIA RM 196	MA	101127
	1ST FLOOR ELECTRICAL ROOM 214	MA	101128
	1ST FLOOR "D" WING	MA	101143
	1ST FLOOR MAIN ENTRY	MA	101145
	1ST FLOOR "A" WING	MA	101147
	1ST FLOOR CORR ADJACENT RM 147	MA	101148
	1ST FLOOR "C" WING	MA	101150
	1ST FLOOR STUDIO RM 211	MA	101151
	2ND FLOOR PENTHOUSE	MA	101154
	1ST FLOOR OUTSIDE STORAGE RM 179	MA	101156
	1ST FLOOR OUTSIDE STORAGE RM 204	MA	101157
	1ST FLOOR KITCHEN	MA	101159
	1ST FLOOR RM 191	MA	101131

	MUSIC ROOM	MA	149
	SMOKE DETECTORS		
	1ST FLOOR ELECTRICAL ROOM 214	SA	101002
	1ST FLOOR KITCHEN STORAGE RM 193	SA	101003
	1ST FLOOR KITCHEN STORAGE RM 194	SA	101004
	1ST FLOOR RECYCLING ROOM 192	SA	101005
	1ST FLOOR MECHANICAL ROOM 191	SA	101006
	1ST FLOOR ELECTRICAL ROOM 132	SA	101007
	1ST FLOOR "D" WING ADJ RM 128	SA	101008
	1ST FLOOR "D" WING ADJ RM 131	SA	101009
	1ST FLOOR MAIN LOBBY	SA	101010
	1ST FLOOR COPY ROOM 175	SA	101011
	1ST FLOOR COMM ROOM	SA	101012
	1ST A WING BY RM 166		
	1ST A WING BY RM 150		
	1ST FLOOR STAGE STORAGE RM 177	SA	101015
	1ST FLOOR GYM STORAGE RM 180	SA	101016
	1ST FLOOR STORAGE ROOM 203	SA	101017
	1ST FLOOR JANITORS RM 205	SA	101018
	1ST FLOOR OUTSIDE STORAGE RM 179	SA	101019

	1ST FLOOR OUTSIDE STORAGE RM 204	SA	101020
	1ST FLOOR STUDIO RM 211 (#1 SMK)	SA	101021
	1ST FLOOR STUDIO RM 211 (#2 SMK)	SA	101022
	1ST FLOOR COMM ROOM 212	SA	101023
	1ST FLOOR STORAGE ROOM 213	SA	101024
	1ST FLOOR RM 215	SA	101025
	2ND FLOOR PENTHOUSE (#1 SMK)	SA	101027
	2ND FLOOR PENTHOUSE (#2 SMK)	SA	101028
SPRINKLER DEVICES			
	SPRINKLER RISER VALVE	TS	101134
	SPRINKLER JOCKEY PUMP VALVE #2	TS	101142
	SPRINKLER JOCKEY PUMP VALVE #1	TS	101141
	SPRINKLER MAIN VALVE	TS	101140
	FIRE PUMP RUNNING	TS	101138
	FIRE PUMP CONTROLLER	TS	101137
	PENTHOUSE WATER FLOW	FSV	101133
	BUILDING RISER WATER FLOW	FSV	101132
	PENTHOUSE VALVE	TS	101135
RELAYS, ETC			
	1ST FLOOR "IM" IN FIRE PANEL	IM	101001

	2ND FLOOR "IM" IN FIRE PANEL	IM	101026
	2ND FLR PENTHOUSE KITCHEN EXHAUST	IM	101152
	2ND FLR PENTHOUSE AHU RELAY	RLY	101153
	FACP TROUBLE RELAY	RLY	101158
	1ST FLOOR "A" WING DOOR RELAY	RLY	101146
	1ST FLOOR "D" WING DOOR RELAY	RLY	101144
	KITCHEN SHUNT TRIP	RLY	101130
	KITCHEN HOOD SYSTEM BUTTON	RLY	101129
	FIRE DOOR RELAY BY GTYMN DOOR	RLY	101160
	FIRE PANEL BOOSTER	TRBL	

NOTIFYING DEVICES

ELECTRICAL RM	H/S
COMM CENTER BY RECEPTION	H/S
COMM CENTER BY GYM ENTRANCE	H/S
BOYS CHANGE RM	S
GIRLS CHANGE RM	S
CAFETERIA	H/S
CAFETERIA	H/S
GYM	H/S
GYM	H/S
GYM	H/S
GYM	H/S
CORRIDOR RM 195	H/S
BOYS CHANGE RM OFF GYM	H/S
GIRLS CHANGE RM OFF GYM	H/S

BOYS WASHRM	S
GIRLS WASHRM	S
CORR BY 109	H/S
CORR BY 113	H/S
LEARNING CENTRE BATHRM	H/S
PENTHOUSE	H/S
PENTHOUSE	H/S
GENERAL OFFICE BY RECEPTION	H/S
BY RM 169 INSIDE OFFICE AREA	H/S
CORR BY 168	H/S
BOYS BY 146	S
GIRLS BY 146	S
CORR BY RM 161	H/S
CORR BY RM 158	H/S

EMERGENCY LIGHTS

Location	UNIT
ELECTRICAL ROOM 214	
CAFETERIA 196	UNIT
CAFETERIA 196	REMOTE
CAFETERIA 196	REMOTE
CAFETERIA 196	REMOTE
KITCHEN	UNIT
KITCHEN	REMOTE
CORRIDOR BY CAFETERIA	UNIT
CORRIDOR BY CAFETERIA	REMOTE

CORRIDOR BY CAFETERIA	REMOTE
CORRIDOR BY CAFETERIA	REMOTE
CORRIDOR BY CAFETERIA	REMOTE
CORRIDOR BY ROOM 136	UNIT
CORRIDOR BY 136	REMOTE
CORRIDOR BY 136	UNIT
MAIN CORRIDOR BY LIBRARY	REMOTE
MAIN CORRIDOR BY LIBRARY	REMOTE
MAIN CORRIDOR BY LIBRARY	REMOTE
MAIN CORRIDOR BY LIBRARY	UNIT
CORRIDOR BY ROOM 121	REMOTE
CORRIDOR BY ROOM 121	REMOTE
CORRIDOR BY ROOM 121	REMOTE
CORRIDOR BY ROOM 121	REMOTE
CORRIDOR BY ROOM 121	REMOTE
CORRIDOR BY ROOM 121	UNIT
CORRIDOR BY ROOM 121	REMOTE
GIRLS WASHROOM BY ROOM 132	UNIT
BOYS WASHROOM BY 132	REMOTE
BY MAIN OFFICE	REMOTE
BY MAIN OFFICE	UNIT
BY MAIN OFFICE	REMOTE

BY MAIN OFFICE	REMOTE
ART/STAGE RAMP	REMOTE
ART/STAGE RAMP	REMOTE
ART/STAGE RAMP	REMOTE
ART/STAGE RAMP	REMOTE
ART/STAGE RAMP	REMOTE

GIRLS WASHROOM BY MUSIC	UNIT
BOYS WASHROOM BY MUSIC	REMOTE
CORRIDOR BY ROOM 153	UNIT
CORRIDOR BY ROOM 153	REMOTE
CORRIDOR BY ROOM 153	REMOTE
CORRIDOR BY ROOM 153	REMOTE
CORRIDOR BY ROOM 153	REMOTE
CORRIDOR BY ROOM 153	UNIT
CORRIDOR BY ROOM 147	REMOTE
CORRIDOR BY ROOM 147	UNIT
GYM NEAR STAGE	REMOTE
GYM NEAR STAGE	REMOTE
GYM NEAR STAGE	REMOTE
GYM NEAR STAGE	REMOTE
GYM NEAR STAGE	UNIT
GYM NEAR STAGE	REMOTE

GYM BACK WALL	REMOTE
GYM BACK WALL	UNIT
GYM BACK WALL	REMOTE
GYM NEAR BLEACHERS	REMOTE
GYM NEAR BLEACHERS	REMOTE
GYM NEAR BLEACHERS	REMOTE
GYM NEAR BLEACHERS	UNIT
GYM NEAR BLEACHERS	REMOTE
GYM NEAR BLEACHERS	REMOTE
GYM NEAR LOCKERS	REMOTE
GYM NEAR LOCKERS	REMOTE
GYM NEAR LOCKERS	REMOTE
GYM NEAR LOCKERS	UNIT
GYM NEAR LOCKERS	UNIT
GYM NEAR LOCKERS	REMOTE
OUTDOOR STORAGE	UNIT
STAGE	REMOTE
PENTHOUSE FRONT	REMOTE
PENTHOUSE FRONT	REMOTE
PENTHOUSE REAR	UNIT
PENTHOUSE REAR	REMOTE
PENTHOUSE REAR	REMOTE
STAGE	REMOTE

COMMUNITY CENTRE	UNIT
COMMUNITY CENTRE BY GYM	UNIT
COMMUNITY CENTRE BY GYM	REMOTE
COMMUNITY CENTRE BY GYM	REMOTE
NEAR ROOM 210	UNIT
NEAR ROOM 210	REMOTE
NEAR ROOM 210	REMOTE
MULTI-PURPOSE ROOM 210	UNIT
MULTI-PURPOSE ROOM 210	REMOTE
MULTI-PURPOSE ROOM 210	REMOTE
WOMEN'S CHANGE ROOM	UNIT
MENS CHANGE ROOM	REMOTE
ROOM 124	UNIT
STAFF W/R	REMOTE
STAFF W/R	REMOTE
LIBRARY	UNIT
LIBRARY	REMOTE
LIBRARY	REMOTE
COMM RM 137	UNIT

BOILER ROOM

REMOTE

BOILER ROOM

REMOTE

	LOCATION: Ross Rd.	Device	Device address or circuit number	Annunciation	NOTES
	FIRE ALARM PANEL: Simplex 4007ES				
	Devices				
1	MAIN ENTRANCE	M	ZN1		
2	ROOM 115	RHT	ZN1		
3	BY ROOM 129	M	ZN1		
4	ROOM 119	RHT	ZN1		
5	HALLWAY AT GYM MAIN DOORS	M	ZN1		
6	BY ROOM 136	M	ZN1		
7	BY ROOM 131	M	ZN1		
8	ART ROOM STORAGE	M	ZN1		
9	ART ROOM STORAGE	HT	ZN1		
10	MUSIC ROOM OFFICE	HT	ZN1		
11	MUSIC ROOM EXIT	M	ZN1		
12	GYM STORAGE	HT	ZN1		
13	GYM STORAGE	HT	ZN1		
14	GYM EXIT	M	ZN1		
15	GYM EXIT	EOL	ZN1		
16	BY ROOM 113	M	ZN2		
17	STORAGE ROOM 101	RHT	ZN2		
18	BY ROOM 106	M	ZN2		
19	FAN ROOM 104	DS	ZN2		
20	FAN ROOM 104	RHT	ZN2		
21	KITCHEN	RHT	ZN3		
22	KITCHEN STORAGE	RHT	ZN3		
23	OPPOSITE ROOM 120	M	ZN3		
24	LIBRARY	M	ZN3		
25	CAFETERIA ENTRANCE	M	ZN3		
26	CAFETERIA EXIT	M	ZN3		
27	OPPOSITE ROOM 120	EOL	ZN3		
28	EAST STARWELL	S	ZN4		
29	BY ROOM 208	M	ZN4		
30	BY ROOM 216	M	ZN4		
31	CARETAKER'S ROOM 214	RHT	ZN4		
32	ROOM 205	HT	ZN4		
33	STORAGE ROOM 200	RHT	ZN4		

34	FAN ROOM 206	RHT	ZN4		
35	FAN ROOM (INSIDE 214)	DS	ZN4		
36	FAN ROOM (INSIDE 214)	RHT	ZN4		
37	FAN ROOM (INSIDE 214)	RHT	ZN4		
38	BY ROOM 208	EOL	ZN4		
39	BOILER ROOM	M	ZN3		
40	BOILER ROOM	HT	ZN3		
41	BOILER ROOM	HT	ZN3		
42	ROOM 207	HT			
43	ROOM 135	HT			
44	MAIN SPRINKLEER	FS			
45	ROOM 212	RHT			
43	SIGNALS				
44	BY ROOM 122	B	SIG 1		
45	BY ROOM 129	B	SIG 1		
46	BY ROOM 136	B	SIG 1		
47	BY ROOM 132	B	SIG 1		
48	ART ROOM STORAGE	B	SIG 1		
49	GYM	B	SIG 1		
50	BY ROOM 113	B	SIG 1		
51	CAFETERIA	B	SIG 1		
52	BY ROOM 106	B	SIG 1		
53	BY ROOM 209	B	SIG 1		
54	BY ROOM 216	B	SIG 1		
55	BOILER ROOM	B	SIG 1		
EMERGENCY LIGHTING INSPECTION REPORT					
Line #	EL UNIT Location	Remote Head	Cab. Head		Device address or circuit number
1	Mid Ramp by Gym				13
2	Top of Ramp by Gym				6
3	Gym Right				10
4	Gym Left Front				11
5	Gym Left Rear				12
6	By Music Room				7
7	Music Room Ramp				8
8	Music Room Exit				9
9	By Room 130				5
10	By Room 122				2
11	By Library				3

12	Library Exit				4
13	By Main Office				1
14	By Room 113				
15	Cafeteria Entrance				17
16	Cafeteria				18
17	By Room 102				22
18	By Room 106				
19	Boys Washroom By room 115				
20	Girls Washroom By Room 115				
21	Boys Washroom By Room 104				21
22	Girls Washroom By Room 104				
23	By Room 212				25
24	By Room 208				24
25	Stairwell By Room 208				28
26	Stairwell By Room 213				23
27	Boys Washroom 103				26
28	Girls Washroom 105				27
	ADJ ROOM 113 #16				16
	ADJ 108 #19				19
	BOYS WASHRM ADJ 108				
	GIRLS WASHRM ADJ 108				
	RM 115		Y		
	RM 104		Y		
	RM 104 THROUGH DOOR	Y			
	RM 119		Y		
			Y		
	GYM CHANGE RM GIRLS		Y		
	GYM CHANGE RM				

	LOCATION: Upper Musqodoboit	Device	Device address or circuit
	FIRE ALARM PANEL: Edwards 1527-1001		
1	DEVICES		
2	NORTH EXIT	M	ZONE 1
3	SOUTH EXIT	M	ZONE 1
4	EAST EXIT	M	ZONE 1
5	SOUTH EXIT	EOL	ZONE 1
6	BELLS		
7	MAIN ENTRY	B	SIG 1
8	EAST HALL	B	SIG 1
9	WEST HALL	B	SIG 1
10	JANITORS RM ABOVE PANEL	EOL	

EMERGENCY LIGHTING INSPECTION REPORT

Line #	EL UNIT Location	Remote Head	Cab. Head	Bat. VAH	Manuf.
1	GYM AREA BY WASHROOMS		Y		Emergi lght
2	SOUTH HALL BY RM #6		Y	6V 7 AH	Emergi lght
3	NORTH HALL		Y		Emergi lght
4	EXIT BY RM 6				Emergi lght
5	EXIT BY PRINCIPALS OFFICE				EXIT
6	EXIT BY RM 2				EXIT
7					EXIT

	LOCATION: Waverley Memorial	Device	Device address or circuit number
	FIRE ALARM PANEL: Edwards EST3		

MANUAL PULL STATIONS

1	LEV 2 BY ELEVATOR	MA	103126
2	LEV 2 BY STAIR 2	MA	103127
3	CAFETERIA EXIT	MA	103128
4	LEVEL 2 BY STAIR 1	MA	103131
5	EXIT BY RM 115	MA	103132
6	BY RM 114	MA	103133
7	MAIN ENTRANCE	MA	103134
8	GYM EXIT ,EAST	MA	103135
9	GYM EXIT, SOUTH	MA	103136
10	LEVEL 1 SOUTH EXIT STAIR 2	MA	103137
11	BOILER ROOM 224	MA	103138
12	LEV 2 MECH RM 223	MA	103139
13	LEV 1 ADMIN ROOM 101	MA	103140
14	BY ROOM 107	MA	103157
15	STAIRWELL 1 EXIT	MA	103158

SMOKE DETECTORS

1	LEV 2 CORR BY STAIR 2	SA	103001
2	LEV 2 ROOM 201.1 STORAGE	SA	103002
3	LEV 2 COMM RM 219	SA	103003
4	LEV 2 TOP OF STAIR 2	SA	103004
5	LEV 2 CORR BY COMM RM 219	SA	103005
6	LEV 2 BY ELEVATOR, LEFT SIDE	SA	103006
7	LEV 2 BY ELEVATOR, RIGHT SIDE	SA	103007
8	LEV 2 STORAGE ROOM 221	SA	103008
9	LEV 2 IN FRONT OF STAIR 1	SA	103009
10	LEV 2 TOP OF STAIR 1	SA	103010
11	LEV 2 CORR BY ROOM 208	SA	103011
12	ELEVATOR SHAFT	SA	103012
13	LEV 1 CORR BY WOMAN'S WASH RM	SA	103013
14	LEV 1 CORR BY SPRINKLER RM 107	SA	103014
15	LEV 1 BOTTOM OF STAIR 2	SA	103015
16	LEV 1 STORAGE ROOM 115	SA	103016
16	LEV 1 CORR BY ROOM 114	SA	103017

17	LEV 1 ELECTRICAL RM 122	SA	103018
18	LEV 1 OUTSIDE GYM STORAGE RM 12	SA	103019
19	LEV 1 GYM STORAGE ROOM 104.4	SA	103020
20	LEV 1 CORR BY ROOM 109	SA	103021
21	LEV CORR BY ROOM 115	SA	103022
22	LEV 1 BOTTOM OF STAIR 1	SA	103023
23	LEV 1 CORR BY MEN'S W/R 117	SA	103024
24	LEV 1 SERVER RM 118	SA	103029
25	LEV 1 STORE RM OFF STAGE 103.2	SA	103030
26	LEV 1 GYM STORAGE 104.1	SA	103031
27	LEV 1 KITCHEN ROOM 102.2	SA	103032
28	LEV 1 ELEVATOR MACHINE RM 123	SA	103033
HEAT DETECTORS			
1	BOILER ROOM 224	HTA	103025
2	MECH ROOM 223(VENTILATION)	HTA	103026
3	LEV 1 RECYCLE ROOM 102.3	HTA	103027
4	LEV 1 SPRINKLER RM 107	HTA	103028
5	LEV 2 STORAGE RM 212.1	HTA	103036
DUCT SMOKE DETECTORS			
1	LEV MECH RM 222 AHU#3	DSA	103034
2	LEV 2 MECH RM 222 AHU #1	DSA	103035
SPRINKLER DEVICES			
1	ELEVATOR PIT VALVE	SV	103141
2	KITCHEN HOOD SYSTEM	AD	103156
3	VALVE FOR LEV 2	SV	103150
4	LEV 2 SPRINKLER WATER FLOW	FSV	103151
5	LEV 1 VALVE	SV	1031148
6	LEV SPRINKLER WATER FLOW	FSV	103149
7	BACK FLOW PREVENTER #2	SV	103147
8	BACK FLOW PREVENTER #1	SV	1031146
RELAY'S ETC			
	STOVE SHUNT	RLY	103153
	CONNECTING	RLY	103152
	DOOR LEVEL RELAY LEVEL 2 STAIR 2	RLY	103129
	DOOR LEVEL RELAY STAIR 1	RLY	103130
	WEST DOOR HOLDER LEVEL 1	RLY	103145
NOTIFYING DEVICES			
1	LEV 1 BY CLASS 114	A/V	SIG
2	LEV 1 BY W/R 114.1	A/V	SIG
3	LEV 1 BY CAFETERIA	A/V	SIG
4	LEV 1 BY KITCHEN	A/V	SIG
5	LEV 1 GYM	A/V	SIG
6	LEV 1 GYM	A/V	SIG

7	LEV 1 GYM	A/V	SIG
8	LEV 1 ADMIN OFFICE	A/V	SIG
9	LEV 1 BY MECH ROOM 107	A/V	SIG
10	LEV 1 BY STAIR 2	A/V	SIG
11	LEV 1 STAFF W/R	A/V	SIG
12	LEV 1 GIRLS WASHROOM	A/V	SIG
13	LEV 1 BOYS WASHROOM	A/V	SIG
14	LEV 1 CORR BY ELEC. ROOM 122	A/V	SIG
15	LEV 2 TOP STAIR 2	A/V	SIG
16	LEV 2 BY STORAGE ROOM 221	A/V	SIG
17	LEV 2 BY 220 MECHANICAL RM	A/V	SIG
18	LEV 2 MECHANICAL RM 220	A/V	SIG
19	LEV 2 IN ROOM 201	A/V	SIG
20	LEV 2 BOYS WASHROOM	A/V	SIG
21	LEV 2 IN ROOM 208.1A	A/V	SIG
22	LEV 2 STAFF W/R	A/V	SIG
	LEV 2 BY 209		
	LEV 2 BY 205		
	LEV 2 GIRLS WASHROOM		
	LEV 2 BOILER RM		
	LEV 2 MECH RM		

EMERGENCY LIGHTING

Line #	EL UNIT Location	Remote Head	Cab. Head
1	BY MAIN OFFICE		Y
2	LEV 1 STAIR 2,EXIT		Y
3	LEV 1 BOTTOM STAIR 1	Y	
4	LEV 2 STAIR 2 ,TOP		Y
5	LEV 2 STAIR 2, CENTER	Y	
6	LEV 2 BY ROOM 205	Y	
7	LEV 2 BY ROOM 209		Y
8	LEV 2 BY ROOM 206	Y	
9	LEV 2 BY STAIR 1	Y	
#	LEV 2 STAIR 1,TOP		Y
#	LEV 2 STAIR 1, CENTER	Y	
#	LEV 2 CENTER STAIRS, TOP		Y
#	LEV 2 MALE W/R		Y
#	LEV 2 WASHROOM 213		Y
#	LEV 2 BY COMM RM 219		Y
#	LEV 2 BY ROOM 202	Y	
#	LEV 1 BY LIBRARY RM 105A		Y
#	LEV 1 STAIR 1 ,BOTTOM BY 116		Y

#	LEV 1 STAIR 1 EXIT		Y
#	LEV 1 STAIR 1, REMOTE	Y	
#	LEV CUSTODIAN RM 118.1		Y
#	LEV 1 BOYS W/R ,ENTRY	Y	
#	LEV 1 BOYS W/R	Y	
#	LEV 1 BY ROOM 123		Y
#	LEV 1 BY ELEC RM 122		Y
#	LEV 1 IN ROOM 121	Y	
#	CAFETERIA ENTRY		Y
#	CAFETERIA ENTRY	Y	
#	CAFETERIA EXIT		Y
#	MUSIC ROOM	Y	
#	GYM FRONT		Y
#	GYM BY STORAGE ROOM	Y	
#	GYM BY STORAGE ROOM	Y	
#	GYM REAR		Y
#	GYM REAR EXIT	Y	
#	GYM LEFT SIDE	Y	
#	COMM ROOM 101		
#	WORK ROOM BY ADMIN		

BY ROOM 107		UNIT
IN ELECTECTRICAL ROOM 122		
MECH. ROOM O/S UP BANK 220		UNIT
BOILER ROOM O/S UP BANK		UNIT
WASHROOM BY ELECT. RM 122		REMOTE
WASHROOM 2 BY ELECT. RM 122		REMOTE
LEVEL 2 WASHROOM 214		REMOTE
IN ROOM 201		UNIT
LEV 2 COMM RM 219		
LEVEL 11, IN RM 114		

EMERGENCY LIGHTING NOTES AND RECOMMENDATIONS

1	ELECTRICAL PANEL 3101, ROOM 122 ,CONTROLS MOST EMERGENCY LIGHTS EXCEPT FOR CAFETERIA & GYM
---	--

Fire Door Number or Location
STAIR 1 , BOTTOM
STAIR 1, TOP
STAIR 2, BOTTOM
STAIR 2, TOP

Tender #3959 - Appendix E - Fire Alarm and Emergency Lighting Inspection Unit Pricing - REGION 1
Do not include HST in your pricing

School Name	Year 1 *Partial	Year 2	Year 3	Year 4 - Optional	Year 5 - Optional
	Aug 1, 2018 - Mar 31, 2019	Apr 1, 2019 - Mar 31, 2020	Apr 1, 2020 - Mar 31, 2021	Apr 1, 2021 - Mar 31, 2022	Apr 1, 2022 - Mar 31, 2023
Burton Ettinger Elementary					
Central Spryfield Elementary					
Chebucto Heights Elementary					
Citadel High					
Clayton Park Junior High					
Cunard Junior High					
Duc d'Anville Elementary					
Elizabeth Sutherland P-9					
Fairview Heights Elementary - Annex					
Fairview Heights Elementary -Main					
Fairview Junior High					
Gorsebrook Junior High					
Halifax Central Junior High					
Harrietsfield Elementary					
Herring Cove Junior High					
Highland Park Junior High					
Inglis Street Elementary					
J. L. Ilsley High					
John W. MacLeod - Fleming Tower - Fleming Tower					
John W. MacLeod - Fleming Tower - John W. MacLeod					
Joseph Howe Elementary					
LeMarchant-St. Thomas Elementary					
Oxford School P-9					
Rockingstone Heights Elementary					
Saint Mary's Elementary					
Sambro Elementary					
Sir Charles Tupper Elementary					
Springvale Elementary					
St. Agnes Junior High					
St. Catherine's Elementary					
St. Joseph's Alexander McKay Elementary					
St. Stephen's Elementary					

Tender #3959 - Appendix E - Fire Alarm and Emergency Lighting Inspection Unit Pricing - REGION 2
Do not include HST in your pricing

School Name	Year 1 *Partial Aug 1, 2018 - Mar 31, 2019	Year 2 Apr 1, 2019 - Mar 31, 2020	Year 3 Apr 1, 2020 - Mar 31, 2021	Year 4 - Optional Apr 1, 2021 - Mar 31, 2022	Year 5 - Optional Apr 1, 2022 - Mar 31, 2023
A. J. Smeltzer Junior High					
Atlantic Memorial - Terence Bay Elem - Atlantic Memorial Site					
Atlantic Memorial - Terence Bay Elem - Terence Bay Site					
Basinview Drive Community School					
Beechville-Lakeside-Timberlea Jr. Elem P-2					
Beechville-Lakeside-Timberlea Sr. Elem 3-5					
Brookside Junior High					
Caudle Park Elementary					
Cavalier Drive Elementary					
Charles P. Allen High					
East St. Margarets Elementary					
Five Bridges Junior High					
Grosvenor-Wentworth Elementary					
Halifax West High					
Hammonds Plains Consolidated Elem					
Harry R. Hamilton Elementary					
Hillside Park Elementary					
Kingswood Elementary					
Leslie Thomas Junior High					
Millwood Elementary					
Millwood High School					
Prospect Road Elementary					
Rockingham Elementary					
Rocky Lake Jr High					
Sackville Heights Jr. High					
Sackville High					
Shatford Memorial Elementary					
Sir John A. MacDonald High					

APPENDIX E

Smokey Drive Elementary	_____	_____	_____	_____	_____
Sunnyside Elementary - Eaglewood	_____	_____	_____	_____	_____
Sunnyside Elementary - Fort Sackville	_____	_____	_____	_____	_____
Sycamore Lane Elementary	_____	_____	_____	_____	_____
Tantallon Jr. Elementary P-2	_____	_____	_____	_____	_____
Tantallon Sr. Elementary 3-5	_____	_____	_____	_____	_____
ANNUAL TOTAL - REGION 2	<u>\$ -</u>	<u>\$ -</u>	<u>\$ -</u>	<u>\$ -</u>	<u>\$ -</u>

THE HRCE RESERVES THE RIGHT TO AWARD THE 4 REGIONS TO ONE OR MORE SERVICE PROVIDERS

Tender #3959 - Appendix E - Fire Alarm and Emergency Lighting Inspection Unit Pricing - REGION 3

Do not include HST in your pricing

School Name	Year 1 *Partial Aug 1, 2018 - Mar 31, 2019	Year 2 Apr 1, 2019 - Mar 31, 2020	Year 3 Apr 1, 2020 - Mar 31, 2021	Year 4 - Optional Apr 1, 2021 - Mar 31, 2022	Year 5 - Optional Apr 1, 2022 - Mar 31, 2023
Admiral Westphal Elementary					
Alderney Elementary					
Bel Ayr Elementary					
Bicentennial Junior High					
Brookhouse Elementary					
Caledonia Jr. High					
Colby Village Elementary					
Cole Harbour High					
Colonel John Stuart Elementary					
Crichton Park Elementary					
Dartmouth High					
Dartmouth Operations Office					
Dartmouth South Academy P-8					
Ellenvale Junior High					
Eric Graves Junior High					
George Bissett Elementary					
Harbour View Elementary					
Hawthorn Elementary					
Ian Forsyth Elementary					
Island View High - See Note 1 below	N/A	TBD	TBD	TBD	TBD
John MacNeil Elementary					
John Martin Jr High - See Note 2 below					
Joseph Giles Elementary					
Michael Wallace Elementary					
Mount Edward Elementary					
Ocean View Elementary					
Prince Andrew High					
Robert Kempt Turner Elementary					
Seaside Elementary					
Shannon Park Elementary					
Sir Robert Borden Junior High					
Southdale-Northwoodside Elem See Note 3					
South Woodside Elementary					
Tallahassee Community School					

APPENDIX E

ANNUAL TOTAL - REGION 3 \$ - \$ - \$ - \$ - \$ -

Note 1: Island View High is currently under construction and scheduled to open Sept 2018. There will be no requirement for the successful service provider to test/inspect the fire alarm and emergency systems prior to March 31st, 2018. The facility, located at 1853 Caldwell Rd, Eastern Passage, it is a three storey building, 77,283 sq.feet, on municipal water. HRCE will negotiate an annual inspection price for Years 2 and 3 (and optional years) with the successful service provider once more information is available.

Note 2: The John Martin Jr High site shares the same fire panel with the Dartmouth Campus of the the Bedford Forsyth Education Centre (also formally known as IK Forsyth Centre). Pricing for this shared panel is under one location - John Martin Jr High - Please refer to the Appendix D file for John Martin Jr High.

Note 3: Southdale-Northwoodside Elementary is closed to students, however this building will remain under HRCE ownership indefinitely and fire safety inspections are still required for this location. Upon award, contact information will be provided to allow technician to access the building.

THE HRCE RESERVES THE RIGHT TO AWARD THE 4 REGIONS TO ONE OR MORE SERVICE PROVIDERS

Tender #3959 - Appendix E - Fire Alarm and Emergency Lighting Inspection Unit Pricing - REGION 4
Do not include HST in your pricing

School Name	Year 1 *Partial Aug 1, 2018 - Mar 31, 2019	Year 2 Apr 1, 2019 - Mar 31, 2020	Year 3 Apr 1, 2020 - Mar 31, 2021	Year 4 - Optional Apr 1, 2021 - Mar 31, 2022	Year 5 - Optional Apr 1, 2022 - Mar 31, 2023
Ash Lee Jefferson Elementary					
Astral Drive Elementary					
Astral Drive Junior					
Atlantic View Elementary					
Auburn Drive High					
BeaverBank-Kinsac Elementary					
BeaverBank-Monarch Elementary					
Bedford Forsyth Education Centre - Bedford Campus					
Bell Park Academic Centre					
Caldwell Road Elementary					
Duncan MacMillan High					
Dutch Settlement Elementary					
Eastern Shore District High					
Gaetz Brook Junior High					
Georges P. Vanier Junior High					
Graham Creighton Junior High					
Harold T. Barrett Elementary					
Holland Road Elementary					
Humber Park Elementary					
Lakefront Consolidated Elementary					
Musquodoboit Rural High					
Musquodoboit Valley Education Ctr.					
Nelson Whynder Elementary					
O'Connell Drive Elementary					
Oldfield Elementary					
Oyster Pond Academy					
Porters Lake Elementary					
Ross Road School P-9					

APPENDIX E

Upper Musquodoboit Elementary
Waverley Memorial Elementary
ANNUAL TOTAL - REGION 4

<hr/>	<hr/>	<hr/>	<hr/>	<hr/>
<hr/>	<hr/>	<hr/>	<hr/>	<hr/>
\$ -	\$ -	\$ -	\$ -	\$ -
<hr/>	<hr/>	<hr/>	<hr/>	<hr/>

THE HRCE RESERVES THE RIGHT TO AWARD THE 4 REGIONS TO ONE OR MORE SERVICE PROVIDERS

Tender #3959 - Appendix F - Fire Alarm Emergency Lighting

Report Naming Convention

School	Civic Address		File Name
A.J. Smeltzer Jr High	46 Prince St	Lower Sackville	212-YYYYMM-A.J. Smeltzer-Fire Alarm-Emerg Lights
Admiral Westphal Elementary	6 Fourth St	Dartmouth	123-YYYYMM-Admiral Westphal-Fire Alarm-Emerg Lights
Alderney Elementary	2 Penhorn Dr	Dartmouth	116-YYYYMM-Alderney-Fire Alarm-Emerg Lights
Ash Lee Jefferson Elementary	10 Lockview Rd	Fall River	191-YYYYMM-Ash Lee Jefferson-Fire Alarm-Emerg Lights
Astral Drive Elementary	236 Astral Dr	Dartmouth	130-YYYYMM-Astral Drive Elementary-Fire Alarm-Emerg Lights
Astral Drive Junior High	238 Astral Dr	Dartmouth	131-YYYYMM-Astral Drive Junior High-Fire Alarm-Emerg Lights
Atlantic Memorial - Terence Bay Elementary - Atlantic Memorial Site	3591 Prospect Rd	Shad Bay	225-YYYYMM-Atlantic Memorial-Fire Alarm-Emerg Lights
Atlantic Memorial - Terence Bay Elementary - Terence Bay Site	1714 Lower Prospect Rd	Terence Bay	225-YYYYMM-Terence Bay-Fire Alarm-Emerg Lights
Atlantic View Elementary	3391 Lawrencetown Rd	Lawrencetown	141-YYYYMM-Atlantic View-Fire Alarm-Emerg Lights
Auburn Drive High	300 Auburn Dr	Dartmouth	132-YYYYMM-Auburn Drive-Fire Alarm-Emerg Lights
Basinview Drive Community School	273 Basinview Dr	Bedford	180-YYYYMM-Basinview Drive-Fire Alarm-Emerg Lights
Beaver Bank-Kinsac Elementary	28 Kinsac Rd	Beaver Bank	192-YYYYMM-Beaver Bank-Kinsac-Fire Alarm-Emerg Lights
Beaver Bank-Monarch Drive Elementary	38 Monarch Dr	Beaver Bank	193-YYYYMM-Beaver Bank-Monarch Dr-Fire Alarm-Emerg Lights
Bedford Forsyth Education Ctr - Bedford	426 Rocky Lake Dr	Bedford	020-YYYYMM-BFEC -Fire Alarm-Emerg Lights
Beechville Lakeside Timberlea JR Elem	22 James St	Timberlea	226-YYYYMM-BLT JR -Fire Alarm-Emerg Lights
Beechville Lakeside Timberlea SR Elem	24 James St	Timberlea	240-YYYYMM-BLT SR -Fire Alarm-Emerg Lights
Bel Ayr Elementary	4 Bell St	Dartmouth	117-YYYYMM-Bel Ayr-Fire Alarm-Emerg Lights
Bell Park Academic Centre	4 Thomas St	Lake Echo	133-YYYYMM-Bell Park-Fire Alarm-Emerg Lights
Bicentennial School	85 Victoria Rd	Dartmouth	100-YYYYMM-Bicentennial-Fire Alarm-Emerg Lights
Brookhouse Elementary	15 Christopher Ave	Dartmouth	118-YYYYMM-Brookhouse-Fire Alarm-Emerg Lights
Brookside Junior High	2239 Prospect Rd	Hatchet Lake	227-YYYYMM-Brookside-Fire Alarm-Emerg Lights
Burton Ettinger Elementary	52 Alex St	Halifax	255-YYYYMM-Burton Ettinger-Fire Alarm-Emerg Lights
Caldwell Road Elementary	280 Caldwell Rd	Dartmouth	134-YYYYMM-Caldwell Road-Fire Alarm-Emerg Lights
Caledonia Junior High	38 Caledonia Rd	Dartmouth	119-YYYYMM-Caledonia-Fire Alarm-Emerg Lights
Caudle Park Elementary	35 McGee Dr	Lower Sackville	213-YYYYMM-Caudle Park-Fire Alarm-Emerg Lights
Cavalier Drive Elementary	116 Cavalier Dr	Lower Sackville	214-YYYYMM-Cavalier Drive-Fire Alarm-Emerg Lights
Central Spryfield Elementary	364 Herring Cove Rd	Halifax	244-YYYYMM-Central Spryfield-Fire Alarm-Emerg Lights
Charles P. Allen High	200 Innovation Dr.	Bedford	190-YYYYMM-Charles P. Allen-Fire Alarm-Emerg Lights
Chebucto Heights Elementary	230 Cowie Hill Rd	Halifax	245-YYYYMM-Chebucto Heights-Fire Alarm-Emerg Lights
Citadel High School	1855 Trollope St	Halifax	283-YYYYMM-Citadel High School-Fire Alarm-Emerg Lights
Clayton Park Junior High	45 Plateau Cres	Halifax	256-YYYYMM-Clayton Park-Fire Alarm-Emerg Lights
Colby Village Elementary	92 Colby Dr	Dartmouth	135-YYYYMM-Colby Village-Fire Alarm-Emerg Lights
Cole Harbour District High School	2 Chameau Cres	Cole Harbour	142-YYYYMM-Cole Harbour-Fire Alarm-Emerg Lights
Colonel John Stuart Elementary	5 John Stewart Dr	Cole Harbour	143-YYYYMM-Colonel John Stuart-Fire Alarm-Emerg Lights
Crichton Park Elementary	49 Lyngby Ave	Dartmouth	101-YYYYMM-Crichton Park-Fire Alarm-Emerg Lights
Cunard Junior High	121 Williams Lake Rd	Halifax	246-YYYYMM-Cunard-Fire Alarm-Emerg Lights
Dartmouth High School	95 Victoria Rd	Dartmouth	102-YYYYMM-Dartmouth High-Fire Alarm-Emerg Lights
Dartmouth Operations Office	35B Major Street	Dartmouth	016-YYYYMM-Dartmouth Teachers Center-Fire Alarm-Emerg Lights
Dartmouth South Academy	111 Prince Arthur Ave	Dartmouth	113-YYYYMM-Dartmouth South -Fire Alarm-Emer Lights

Tender #3959 - Appendix F - Fire Alarm Emergency Lighting

Report Naming Convention

School	Civic Address		File Name
Duc d'Anville Elementary	12 Clayton Park Dr	Halifax	257-YYYYMM-Duc d'Anville-Fire Alarm-Emerg Lights
Duncan MacMillan High	481 Church Point Rd	Sheet Harbour	155-YYYYMM-Duncan MacMillan-Fire Alarm-Emerg Lights
Dutch Settlement Elementary	780 Highway 277	Dutch Settlement	172-YYYYMM-Dutch Settlement-Fire Alarm-Emerg Lights
East St. Margarets Elementary	8671 Peggy's Cove Rd	Indian Harbour	228-YYYYMM-East St. Margarets-Fire Alarm-Emerg Lights
Eastern Shore District High	35 West Petpeswick Rd	Musquodoboit Harbour	161-YYYYMM-Eastern Shore-Fire Alarm-Emerg Lights
Elizabeth Sutherland School	66 Rockingstone Rd	Halifax	247-YYYYMM-Elizabeth Sutherland-Fire Alarm-Emerg Lights
Ellenvale Junior High	88 Belle Vista Dr	Dartmouth	120-YYYYMM-Ellenvale-Fire Alarm-Emerg Lights
Eric Graves Memorial Junior High	70 Dorothea Dr	Dartmouth	121-YYYYMM-Eric Graves Memorial-Fire Alarm-Emerg Lights
Fairview Heights Elem - Annex	141 Rufus Ave	Halifax	258-YYYYMM-Fairview Heights (annex)-Fire Alarm-Emerg Lights
Fairview Heights Elem - Main	210 Coronation Ave	Halifax	258-YYYYMM-Fairview Heights-Fire Alarm-Emerg Lights
Fairview Junior High	155 Rosedale Ave	Halifax	259-YYYYMM-Fairview-Fire Alarm-Emerg Lights
Five Bridges Junior High	66 Hubley Rd	Hubley	235-YYYYMM-Five Bridges-Fire Alarm-Emerg Lights
Gaetz Brook Junior High	6856 Hwy 7	Head of Chezzetcook	162-YYYYMM-Gaetz Brook-Fire Alarm-Emerg Lights
George Bissett Elementary	170 Arklow Dr	Dartmouth	145-YYYYMM-George Bissett-Fire Alarm-Emerg Lights
Georges P. Vanier Jr High	1410 Fall River Rd	Fall River	194-YYYYMM-Georges P. Vanier-Fire Alarm-Emerg Lights
Gorsebrook Junior High	5966 South St	Halifax	274-YYYYMM-Gorsebrook-Fire Alarm-Emerg Lights
Graham Creighton Junior High	72 Cherry Brook Rd	Cherry Brook	136-YYYYMM-Graham Creighton-Fire Alarm-Emerg Lights
Grosvenor-Wentworth Park	4 Downing St	Halifax	260-YYYYMM-Grosvenor-Wentworth Park-Fire Alarm-Emerg Lights
Halifax Central Junior High	1787 Preston St	Halifax	272-YYYYMM-Halifax Central-Fire Alarm-Emerg Lights
Halifax West High	283 Thomas Raddall Dr	Halifax	261-YYYYMM-Halifax West-Fire Alarm-Emerg Lights
Hammonds Plains Consolidated Elem	2180 Hammonds Plains Rd	Hammonds Plains	184-YYYYMM-Hammonds Plains-Fire Alarm-Emerg Lights
Harbour View Elementary	25 Alfred St	Dartmouth	103-YYYYMM-Harbour View-Fire Alarm-Emerg Lights
Harold T. Barrett Junior High	862 Beaver Bank Rd	Beaver Bank	195-YYYYMM-Harold T. Barrett-Fire Alarm-Emerg Lights
Harrietsfield Elementary	1150 Old Sambro Rd	Harrietsfield	248-YYYYMM-Harrietsfield-Fire Alarm-Emerg Lights
Harry R. Hamilton Elementary	40 Hamilton Dr	Middle Sackville	204-YYYYMM-Harry R. Hamilton-Fire Alarm-Emerg Lights
Hawthorn Elementary	10 Hawthorne St	Dartmouth	104-YYYYMM-Hawthorn-Fire Alarm-Emerg Lights
Herring Cove Junior High	7 Lancaster Dr	Herring Cove	249-YYYYMM-Herring Cove-Fire Alarm-Emerg Lights
Highland Park Junior High	3479 Robie St	Halifax	275-YYYYMM-Highland Park-Fire Alarm-Emerg Lights
Hillside Park Elementary	15 Hillside Ave	Lower Sackville	216-YYYYMM-Hillside Park-Fire Alarm-Emerg Lights
Holland Road Elementary	181 Holland Rd	Fletchers Lake	196-YYYYMM-Holland Road-Fire Alarm-Emerg Lights
Humber Park Elementary	5 Smallwood Ave	Dartmouth	137-YYYYMM-Humber Park-Fire Alarm-Emerg Lights
Ian Forsyth Elementary	22 Glencoe Dr	Dartmouth	122-YYYYMM-Ian Forsyth-Fire Alarm-Emerg Lights
Inglis Street Elementary	5985 Inglis St	Halifax	276-YYYYMM-Inglis Street-Fire Alarm-Emerg Lights
Island View High	1853 Caldwell Rd	Eastern Passage	153-YYYYMM-Island View-Fire Alarm-Emerg Lights
J. L. Ilsley High	38 Sylvia Ave	Halifax	250-YYYYMM-J. L. Ilsley-Fire Alarm-Emerg Lights
John MacNeil Elementary	62 Leaman Dr	Dartmouth	105-YYYYMM-John MacNeil-Fire Alarm-Emerg Lights
John Martin Junior High	7 Brule St	Dartmouth	106-YYYYMM-John Martin-Fire Alarm-Emerg Lights
John W. MacLeod - Fleming Tower Elem (Fleming Tower Site)	25 Randolph St	Halifax	251-YYYYMM-Fleming Tower-Fire Alarm-Emerg Lights
John W. MacLeod - Fleming Tower Elem (John W. MacLeod Site)	159 Purcell's Cove Rd	Halifax	251-YYYYMM-John W. MacLeod-Fire Alarm-Emerg Lights

Tender #3959 - Appendix F - Fire Alarm Emergency Lighting

Report Naming Convention

School	Civic Address		File Name
Joseph Giles Elementary	54 Gregory Dr	Dartmouth	138-YYYYMM-Joseph Giles-Fire Alarm-Emerg Lights
Joseph Howe School	2557 Maynard St	Halifax	265-YYYYMM-Joseph Howe-Fire Alarm-Emerg Lights
Kingswood Elementary	34 Vrege Crt	Hammonds Plains	179-YYYYMM-Kingswood-Fire Alarm-Emerg Lights
Lakefront Consolidated Elementary	17286 Highway 7	Tangier	157-YYYYMM-Lakefront-Fire Alarm-Emerg Lights
LeMarchant-St. Thomas Elementary	1589 Walnut St.	Halifax	277-YYYYMM-LeMarchant St.Thomas-Fire Alarm-Emerg Lights
Leslie Thomas Junior High	100 Metropolitan Ave	Lower Sackville	217-YYYYMM-Leslie Thomas-Fire Alarm-Emerg Lights
Michael Wallace Elementary	24 Andover St	Dartmouth	124-YYYYMM-Michael Wallace-Fire Alarm-Emerg Lights
Millwood Elementary	190 Beaver Bank Cross Rd	Lower Sackville	205-YYYYMM-Millwood Elementary-Fire Alarm-Emerg Lights
Millwood High	141 Millwood Dr	Lower Sackville	206-YYYYMM-Millwood High-Fire Alarm-Emerg Lights
Mount Edward Elementary	3 Windward Ave	Dartmouth	125-YYYYMM-Mount Edward-Fire Alarm-Emerg Lights
Musquodoboit Rural High	11980 Highway 224	Middle Musquodoboit	173-YYYYMM-Musquodoboit Rural-Fire Alarm-Emerg Lights
Musquodoboit Valley Education Centre	12046 Highway 224	Middle Musquodoboit	174-YYYYMM-Musquodoboit Valley-Fire Alarm-Emerg Lights
Nelson Whynder Elementary	979 North Preston Rd	North Preston	146-YYYYMM-Nelson Whynder-Fire Alarm-Emerg Lights
Ocean View Elementary	51 Oceanview School Rd	Eastern Passage	147-YYYYMM-Ocean View-Fire Alarm-Emerg Lights
O'Connell Drive Elementary	40 O'Connell Dr	Porters Lake	165-YYYYMM-O'Connell Drive-Fire Alarm-Emerg Lights
Oldfield Consolidated Elementary	72 Halls Rd	Enfield	198-YYYYMM-Oldfield-Fire Alarm-Emerg Lights
Oxford School	6364 North St	Halifax	266-YYYYMM-Oxford-Fire Alarm-Emerg Lights
Oyster Pond Academy	10583 Highway 7	Oyster Pond	170-YYYYMM-Oyster Pond-Fire Alarm-Emerg Lights
Porters Lake Elementary	40 Inspiration Dr	Porters Lake	171-YYYYMM-Porters Lake-Fire Alarm-Emerg Lights
Prince Andrew High	31 Woodlawn Rd	Dartmouth	127-YYYYMM-Prince Andrew-Fire Alarm-Emerg Lights
Prospect Road Elementary	2199 Prospect Rd	Hatchet Lake	229-YYYYMM-Prospect Road-Fire Alarm-Emerg Lights
Robert Kemp Turner Elementary	141 Circassion Dr	Dartmouth	148-YYYYMM-Robert Kemp Turner-Fire Alarm-Emerg Lights
Rockingham Elementary	31 Tremont Dr	Halifax	263-YYYYMM-Rockingham-Fire Alarm-Emerg Lights
Rockingstone Heights School	1 Regan Dr	Halifax	252-YYYYMM-Rockingstone Heights-Fire Alarm-Emerg Lights
Rocky Lake Junior High	670 Rocky Lake Dr	Bedford	202-YYYYMM-Rocky Lake Junior High-Fire Alarm-Emerg Lights
Ross Road School	336 Ross Rd	Westphal	149-YYYYMM-Ross Road-Fire Alarm-Emerg Lights
Sackville Heights Junior High	956 Sackville Dr	Lower Sackville	208-YYYYMM-Sackville Heights Junior High-Fire Alarm-Emerg Lights
Sackville High	1 Kingfisher Way	Lower Sackville	219-YYYYMM-Sackville High-Fire Alarm-Emerg Lights
Saint Mary's Elementary	5614 Morris St	Halifax	281-YYYYMM-Saint Mary's-Fire Alarm-Emerg Lights
Sambro Elementary	3725 Old Sambro Rd	Sambro	253-YYYYMM-Sambro-Fire Alarm-Emerg Lights
Seaside Elementary	1881 Caldwell Rd	Eastern Passage	150-YYYYMM-Seaside-Fire Alarm-Emerg Lights
Shannon Park Elementary	75 Iroquois Dr	Dartmouth	110-YYYYMM-Shannon Park-Fire Alarm-Emerg Lights
Shatford Memorial Elementary	10089 St. Margaret's Bay Rd	Hubbards	231-YYYYMM-Shatford Memorial-Fire Alarm-Emerg Lights
Sir Charles Tupper Elementary	1930 Cambridge St	Halifax	279-YYYYMM-Sir Charles Tupper-Fire Alarm-Emerg Lights
Sir John A. Macdonald High	31 Scholars Rd	Upper Tantallon	232-YYYYMM-Sir John A. Macdonald-Fire Alarm-Emerg Lights
Sir Robert Borden Junior High	16 Evergreen Dr	Dartmouth	151-YYYYMM-Sir Robert Borden-Fire Alarm-Emerg Lights
Smokey Drive Elementary	241 Smokey Dr	Lower Sackville	220-YYYYMM-Smokey Drive-Fire Alarm-Emerg Lights
South Woodside Elementary	5 Everette St	Dartmouth	111-YYYYMM-South Woodside-Fire Alarm-Emerg Lights
Southdale-North Woodside Elementary	36 Hastings Dr	Dartmouth	112-YYYYMM-Southdale-NorthWoodside-Fire Alarm-Emerg Lights
Springvale Elementary	92 Downs Ave	Halifax	264-YYYYMM-Springvale-Fire Alarm-Emerg Lights
St. Agnes Elementary	6981 Mumford Rd	Halifax	267-YYYYMM-St. Agnes-Fire Alarm-Emerg Lights

Tender #3959 - Appendix F - Fire Alarm Emergency Lighting

Report Naming Convention

School	Civic Address		File Name
St. Catherine's Elementary	3299 Connolly St	Halifax	268-YYYYMM-St. Catherine's-Fire Alarm-Emerg Lights
St. Joseph's-Alexander McKay Elementary	5389 Russell St	Halifax	280-YYYYMM-St. Joseph's-Alexander McKay-Fire Alarm-Emerg Lights
St. Stephen's Elementary	3669 Highland Ave	Halifax	282-YYYYMM-St. Stephen's-Fire Alarm-Emerg Lights
Sunnyside Elementary (Eaglewood)	210 Eaglewood Dr	Bedford	186-YYYYMM-Sunnyside (Eaglewood)-Fire Alarm-Emerg Lights
Sunnyside Elementary (Fort Sackville)	21 Perth St	Bedford	186-YYYYMM-Sunnyside (Fort Sackville)-Fire Alarm-Emerg Lights
Sycamore Lane Elementary	69 Sycamore Lane	Lower Sackville	221-YYYYMM-Sycamore Lane-Fire Alarm-Emerg Lights
Tallahassee Community School	168 Redoubt Way	Eastern Passage	152-YYYYMM-Tallahassee Community-Fire Alarm-Emerg Lights
Tantallon Jr. Elementary	1 French Village Station Rd	Upper Tantallon	234-YYYYMM-Tantallon (Junior)-Fire Alarm-Emerg Lights
Tantallon Sr. Elementary	3 French Village Station Rd	Upper Tantallon	241-YYYYMM-Tantallon (Senior)-Fire Alarm-Emerg Lights
Upper Musquodoboit Consolidated Elem	8416 Highway 224	Upper Musquodoboit	175-YYYYMM-Upper Musquodoboit-Fire Alarm-Emerg Lights
Waverley Memorial	2393 Rocky Lake Drive	Waverley	199-YYYYMM-Waverley Memorial (WMS)-Fire Alarm-Emerg Lights
Westmount Elementary	6700 Edward Arab Ave	Halifax	271-YYYYMM-Westmount-Fire Alarm-Emerg Lights
William King Elementary	91 St. Paul's Ave	Herring Cove	254-YYYYMM-William King-Fire Alarm-Emerg Lights

Tender #3959 - Appendix G - Annual Inspection Schedule by Region		
School Name	Region	Month Inspection Due
Burton Ettinger Elementary	1	November
Central Spryfield Elementary	1	November
Chebucto Heights Elementary	1	November
Citadel High School	1	January
Clayton Park Junior High	1	October
Cunard Junior High	1	October
Duc d'Anville Elementary	1	October
Elizabeth Sutherland School P-9	1	November
Fairview Heights Elementary - Annex	1	September
Fairview Heights Elementary -Main	1	September
Fairview Junior High	1	September
Gorsebrook Junior High	1	September
Halifax Central Junior High	1	November
Harrietsfield Elementary	1	November
Herring Cove Junior High	1	October
Highland Park Junior High	1	November
Inglis Street Elementary	1	November
J. L. Ilsley High	1	October
John W. MacLeod - Fleming Tower - Fleming Tower	1	March
John W. MacLeod - Fleming Tower - John W. MacLeod	1	March
Joseph Howe Elementary	1	September
LeMarchant-St. Thomas Elementary	1	March
Oxford School P-9	1	February
Rockingstone Heights School	1	November
Saint Mary's Elementary	1	January
Sambro Elementary	1	March
Sir Charles Tupper Elementary	1	June
Springvale Elementary	1	November
St. Agnes Junior High	1	February
St. Catherine's Elementary	1	September
St. Joseph's-Alexander McKay Elementary	1	April
St. Stephen's Elementary	1	November
Westmount Elementary	1	September
William King Elementary	1	September
A.J. Smeltzer Jr High	2	April
Atlantic Memorial - Terence Bay Elem - Atlantic Memorial Site	2	February
Atlantic Memorial - Terence Bay Elem - Terence Bay Site	2	February
Basinview Drive Community School	2	February
Beechville-Lakeside-Timberlea Jr. Elem P-2	2	September
Beechville-Lakeside-Timberlea Sr. Elem 3-5	2	April
Brookside Junior High	2	October
Caudle Park Elementary	2	January
Cavalier Drive School	2	October
Charles P. Allen High	2	December
East St. Margarets Elementary	2	October
Five Bridges Junior High	2	November
Grosvenor-Wentworth Park Elementary	2	November
Halifax West High	2	November
Hammonds Plains Consolidated Elementary	2	September


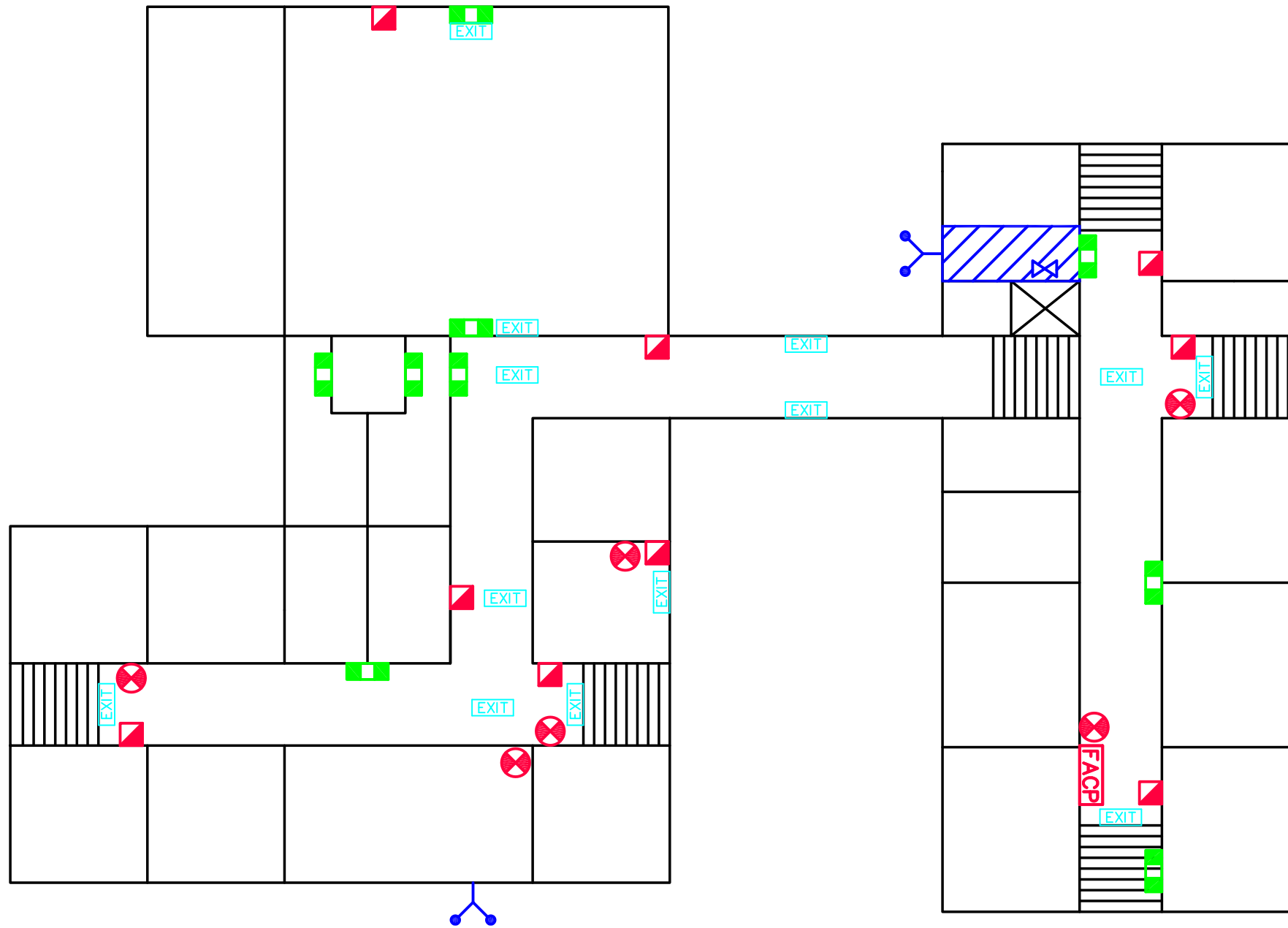
Tender #3959 - Appendix G - Annual Inspection Schedule by Region		
School Name	Region	Month Inspection Due
Harry R. Hamilton Elementary	2	April
Hillside Park Elementary	2	January
Kingswood Elementary	2	October
Leslie Thomas Junior High	2	January
Millwood Elementary	2	November
Millwood High	2	November
Prospect Road Elementary	2	February
Rockingham Elementary	2	October
Rocky Lake Jr High	2	February
Sackville Heights Junior High	2	October
Sackville High	2	November
Shatford Memorial Elementary	2	February
Sir John A. Macdonald High	2	November
Smokey Drive Elementary	2	November
Sunnyside Elementary (Eaglewood)	2	February
Sunnyside Elementary (Fort Sackville)	2	February
Sycamore Lane Elementary	2	January
Tantallon Jr. Elementary P-2	2	October
Tantallon Sr. Elementary 3-5	2	October
Admiral Westphal Elementary	3	March
Alderney Elementary	3	April
Bel Ayr Elementary	3	March
Bicentennial School	3	March
Brookhouse Elementary	3	March
Caldwell Road Elementary	3	April
Caledonia Junior High	3	November
Colby Village Elementary	3	November
Cole Harbour District High	3	March
Colonel John Stuart Elementary	3	February
Crichton Park Elementary	3	February
Dartmouth High	3	October
Dartmouth Operations Office	3	May
Dartmouth South Academy	3	September
Ellenvale Junior High	3	March
Eric Graves Memorial Junior High	3	April
George Bissett Elementary	3	January
Harbour View Elementary	3	February
Hawthorn Elementary	3	February
Ian Forsyth Elementary	3	April
Island View High	3	Expected Sept 2019 - See Note 1 in electronic file - Appendix E
John MacNeil Elementary	3	April
John Martin Junior High	3	March
Joseph Giles Elementary	3	April
Michael Wallace Elementary	3	April
Mount Edward Elementary	3	April
Ocean View Elementary	3	February
Prince Andrew High	3	February
Robert Kemp Turner Elementary	3	April

Tender #3959 - Appendix G - Annual Inspection Schedule by Region		
School Name	Region	Month Inspection Due
Seaside Elementary	3	April
Shannon Park Elementary	3	April
Sir Robert Borden Junior High	3	February
South Woodside Elementary	3	February
Tallahassee Community School	3	February
Ash Lee Jefferson Elementary	4	February
Astral Drive Elementary	4	February
Astral Drive Junior High	4	February
Atlantic View Elementary	4	March
Auburn Drive High	4	January
Beaver Bank-Kinsac Elementary	4	January
Beaver Bank-Monarch Drive Elementary	4	February
Bedford Forsyth Education Centre - Bedford Campus	4	March
Bell Park Academic Centre	4	November
Duncan MacMillan High	4	February
Dutch Settlement Elementary	4	April
Eastern Shore District High	4	January
Gaetz Brook Junior High	4	February
Georges P. Vanier Junior High	4	January
Graham Creighton Junior High	4	November
Harold T. Barrett Junior High	4	February
Holland Road Elementary	4	March
Humber Park Elementary	4	October
Lakefront Consolidated Elementary	4	April
Musquodoboit Rural High	4	April
Musquodoboit Valley Education Centre	4	April
Nelson Whynder Elementary	4	February
O'Connell Drive Elementary	4	June
Oldfield Consolidated Elementary	4	February
Oyster Pond Academy	4	April
Porters Lake Elementary	4	November
Ross Road School	4	January
Upper Musquodoboit Consolidated Elementary	4	February
Waverley Memorial	4	April

Tender #3959 – Fire Alarm and Emergency Lighting Inspections














Appendix H – Building Floor Plans

Region 1



NORTH

LEGEND

	CONTROL VALVE		FIRE BLANKET
	MAIN SPRINKLER VALVE , SPRINKLER HEADER & ALARM VALVE		EXIT SIGN
	FIRE DEPARTMENT CONNECTION		FIRE ALARM BELL
	FIRE ALARM CONTROL PANEL		EMERGENCY LIGHTING
	MANUAL PULL STATION		FIRE ALARM ANNUNCIATOR
	FIRE EXTINGUISHER		FIRE DAMPER
			HOSE CONNECTION

Project

**BURTON ETTINGER
ELEMENTARY
SCHOOL**

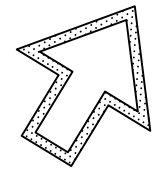
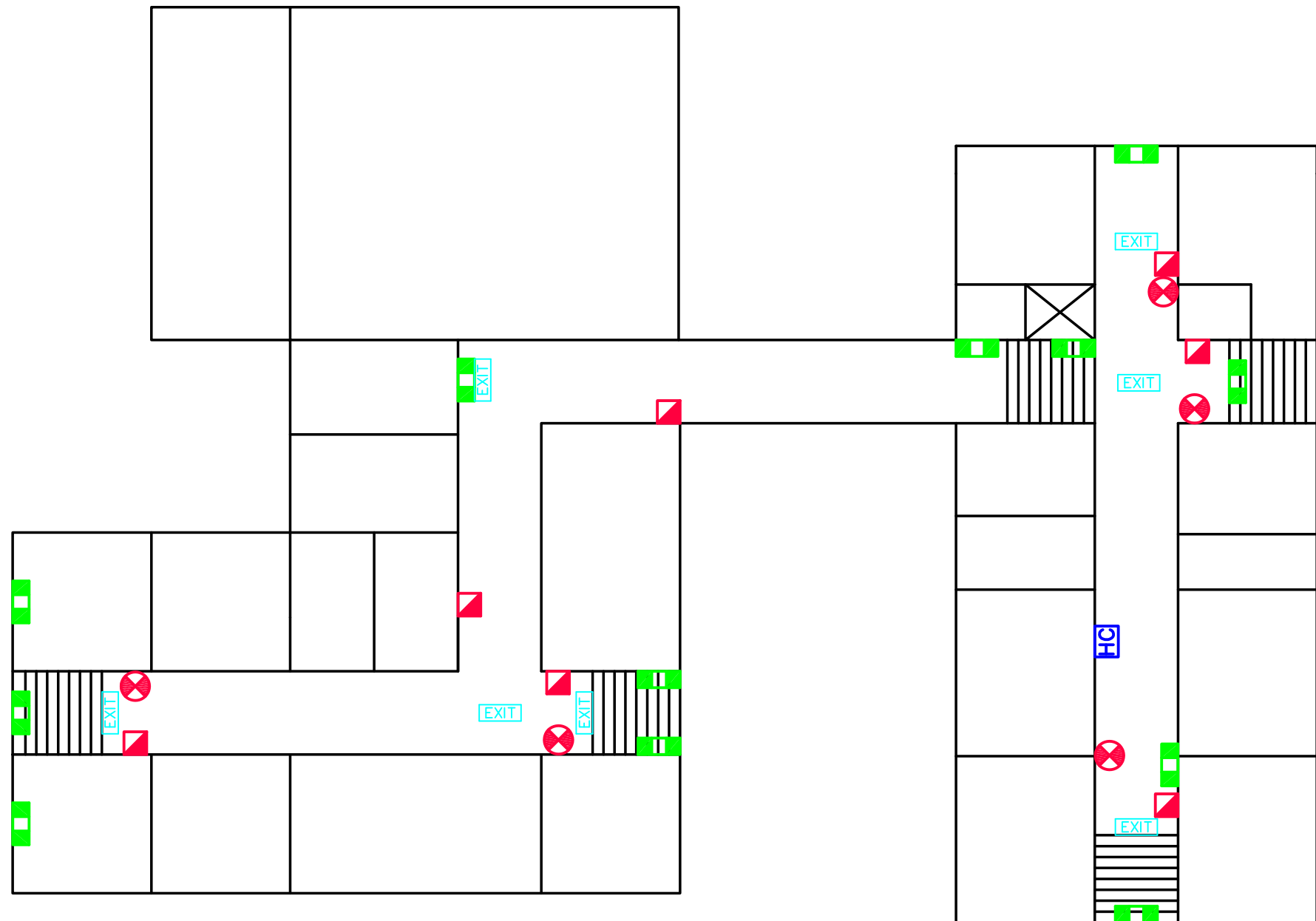
52 ALEX STREET
HALIFAX, NS

Drawing

**MAINTENANCE DRAWING
FIRST FLOOR**

Drawing no.

FSM-1



NORTH

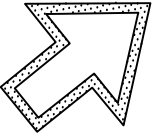
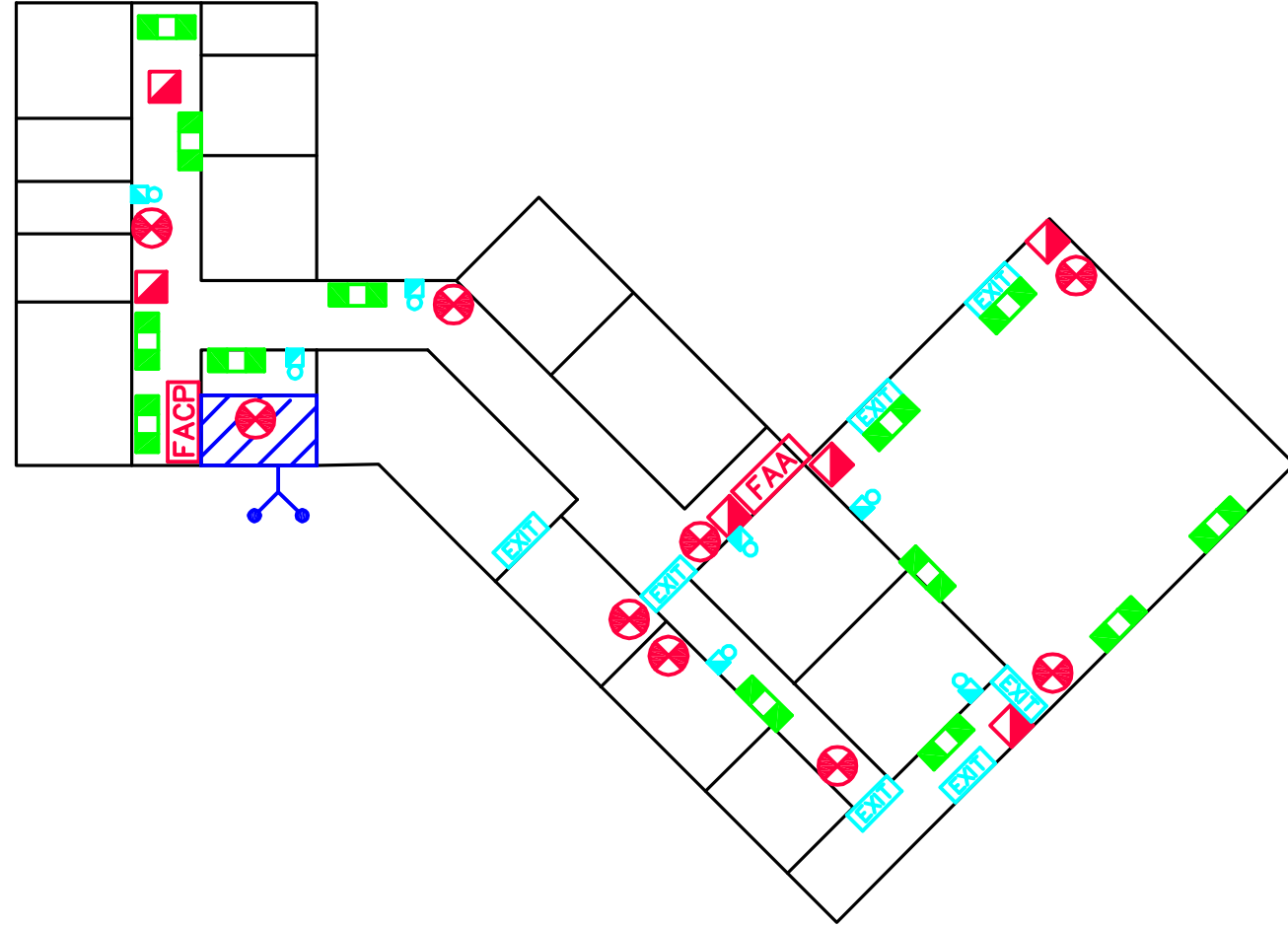
LEGEND

	CONTROL VALVE		FIRE BLANKET
	MAIN SPRINKLER VALVE , SPRINKLER HEADER & ALARM VALVE		EXIT SIGN
	FIRE DEPARTMENT CONNECTION		FIRE ALARM BELL
	FIRE ALARM CONTROL PANEL		EMERGENCY LIGHTING
	MANUAL PULL STATION		FIRE ALARM ANNUNCIATOR
	FIRE EXTINGUISHER		FIRE DAMPER
			HOSE CONNECTION

Project
**BURTON ETTINGER
 ELEMENTARY
 SCHOOL**
 52 ALEX STREET
 HALIFAX, NS














Drawing
**MAINTENANCE DRAWING
 SECOND FLOOR**

Drawing no.
FSM-2



NORTH

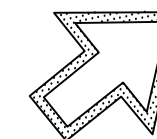
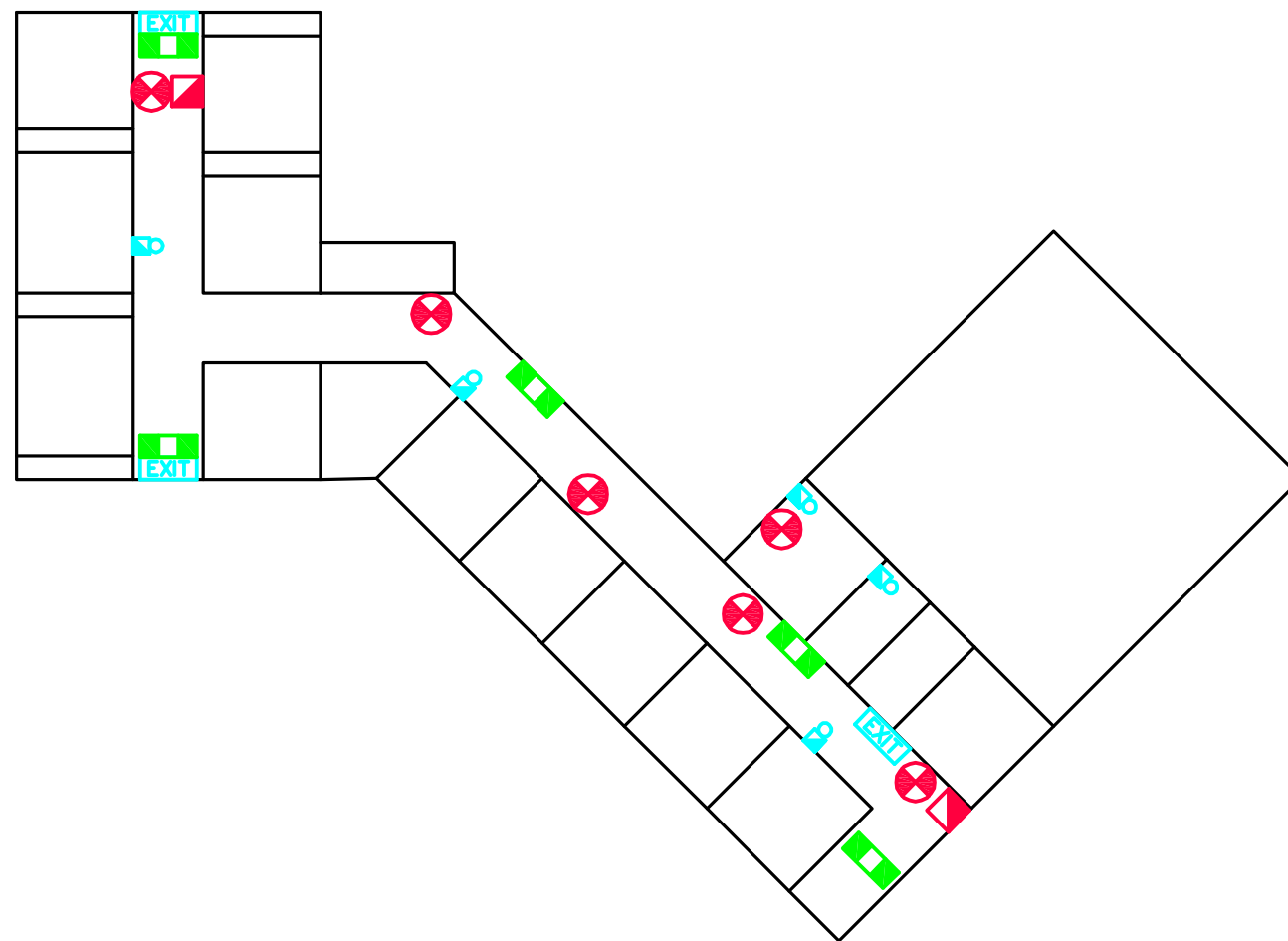
LEGEND

	CONTROL VALVE		FIRE BLANKET
	MAIN SPRINKLER VALVE , SPRINKLER HEADER & ALARM VALVE		EXIT SIGN
	FIRE DEPARTMENT CONNECTION		FIRE ALARM BELL
	FIRE ALARM CONTROL PANEL		EMERGENCY LIGHTING
	MANUAL PULL STATION		FIRE ALARM ANNUNCIATOR
	FIRE EXTINGUISHER		FIRE DAMPER
			HOSE CONNECTION

Project
**CENTRAL SPRYFIELD
 ELEMENTARY
 SCHOOL**
 364 HERRING COVE RD.
 HALIFAX, NS














Drawing
**MAINTENANCE DRAWING
 FIRST FLOOR**

Drawing no.
FSM-1



NORTH

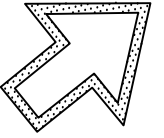
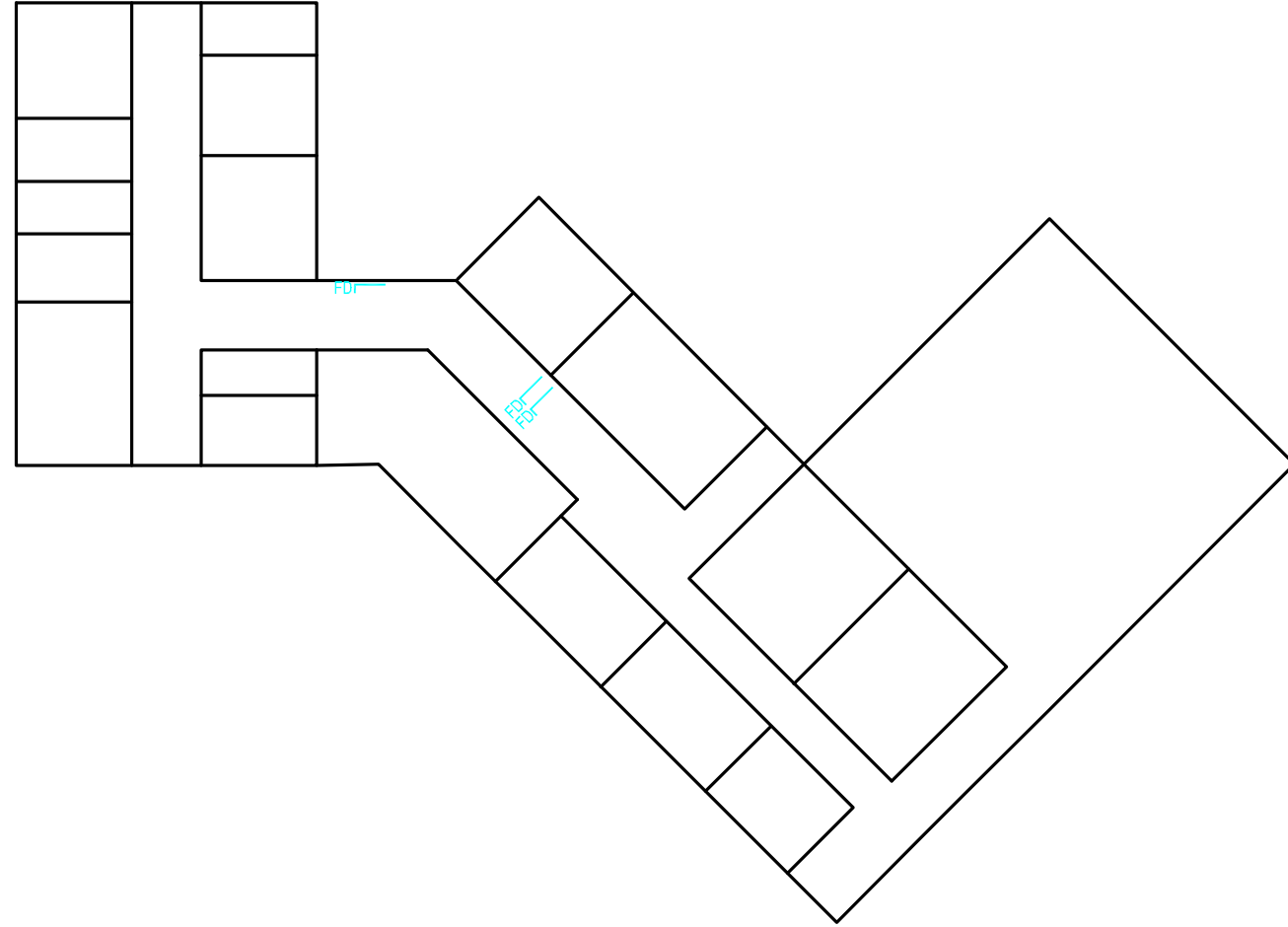
LEGEND

	CONTROL VALVE		FIRE BLANKET
	MAIN SPRINKLER VALVE , SPRINKLER HEADER & ALARM VALVE		EXIT SIGN
	FIRE DEPARTMENT CONNECTION		FIRE ALARM BELL
	FIRE ALARM CONTROL PANEL		EMERGENCY LIGHTING
	MANUAL PULL STATION		FIRE ALARM ANNUNCIATOR
	FIRE EXTINGUISHER		FIRE DAMPER
			HOSE CONNECTION

Project
**CENTRAL SPRYFIELD
 ELEMENTARY
 SCHOOL**
 364 HERRING COVE RD.
 HALIFAX, NS

Drawing
**MAINTENANCE DRAWING
 SECOND FLOOR**

Drawing no.
FSM-2
















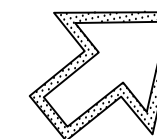
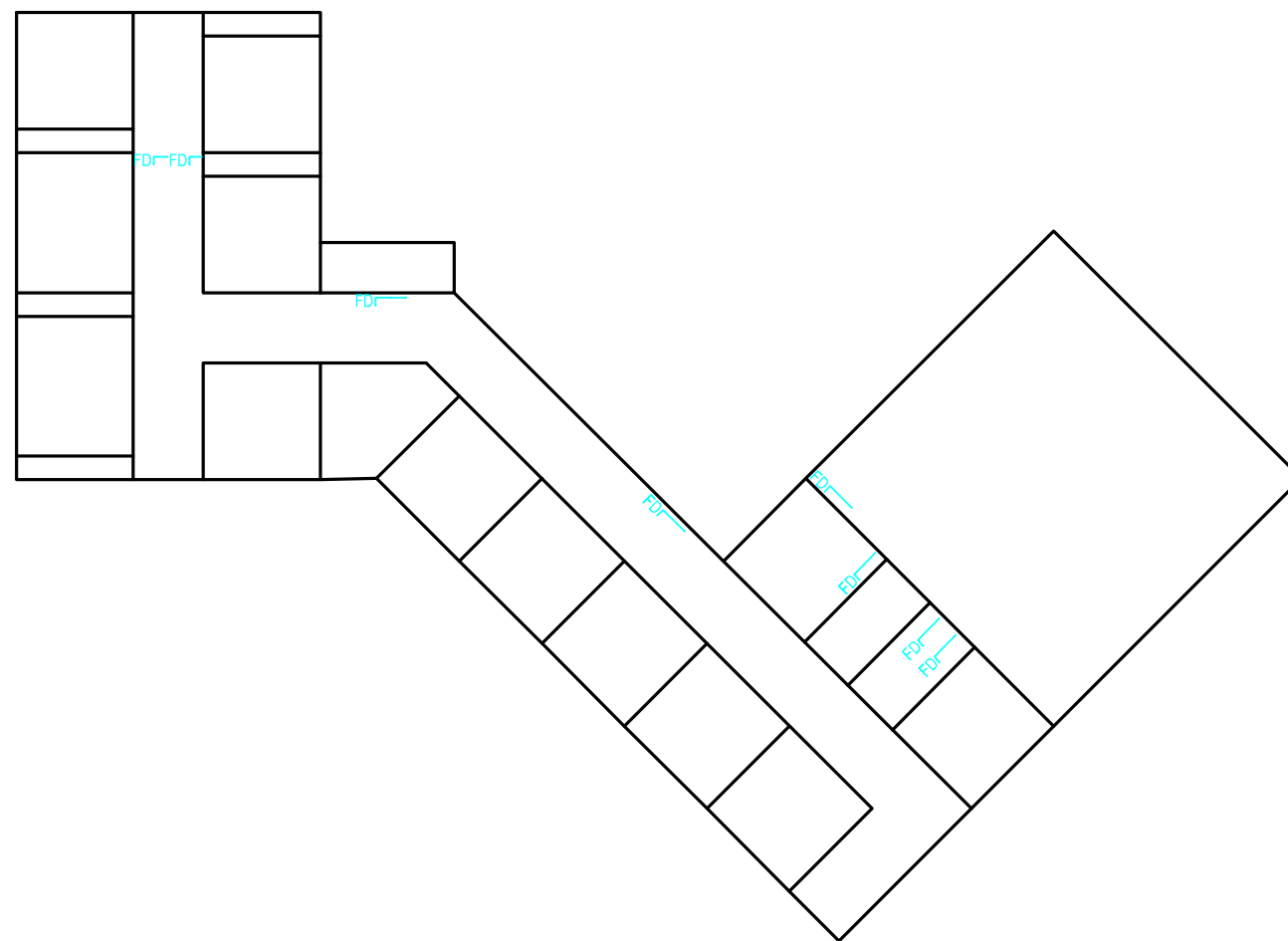
NORTH

Project
**CENTRAL SPRYFIELD
 ELEMENTARY
 SCHOOL**
 364 HERRING COVE RD.
 HALIFAX, NS

Drawing
**FIRE DAMPER DRAWING
 FIRST FLOOR**














Drawing no.
FSM-3

LEGEND	
 CONTROL VALVE	 FIRE BLANKET
 MAIN SPRINKLER VALVE , SPRINKLER HEADER & ALARM VALVE	 EXIT EXIT SIGN
 FIRE DEPARTMENT CONNECTION	 FIRE ALARM BELL
 FACP FIRE ALARM CONTROL PANEL	 EMERGENCY LIGHTING
 MANUAL PULL STATION	 FAA FIRE ALARM ANNUNCIATOR
 FIRE EXTINGUISHER	 FD FIRE DAMPER
	 HC HOSE CONNECTION



NORTH


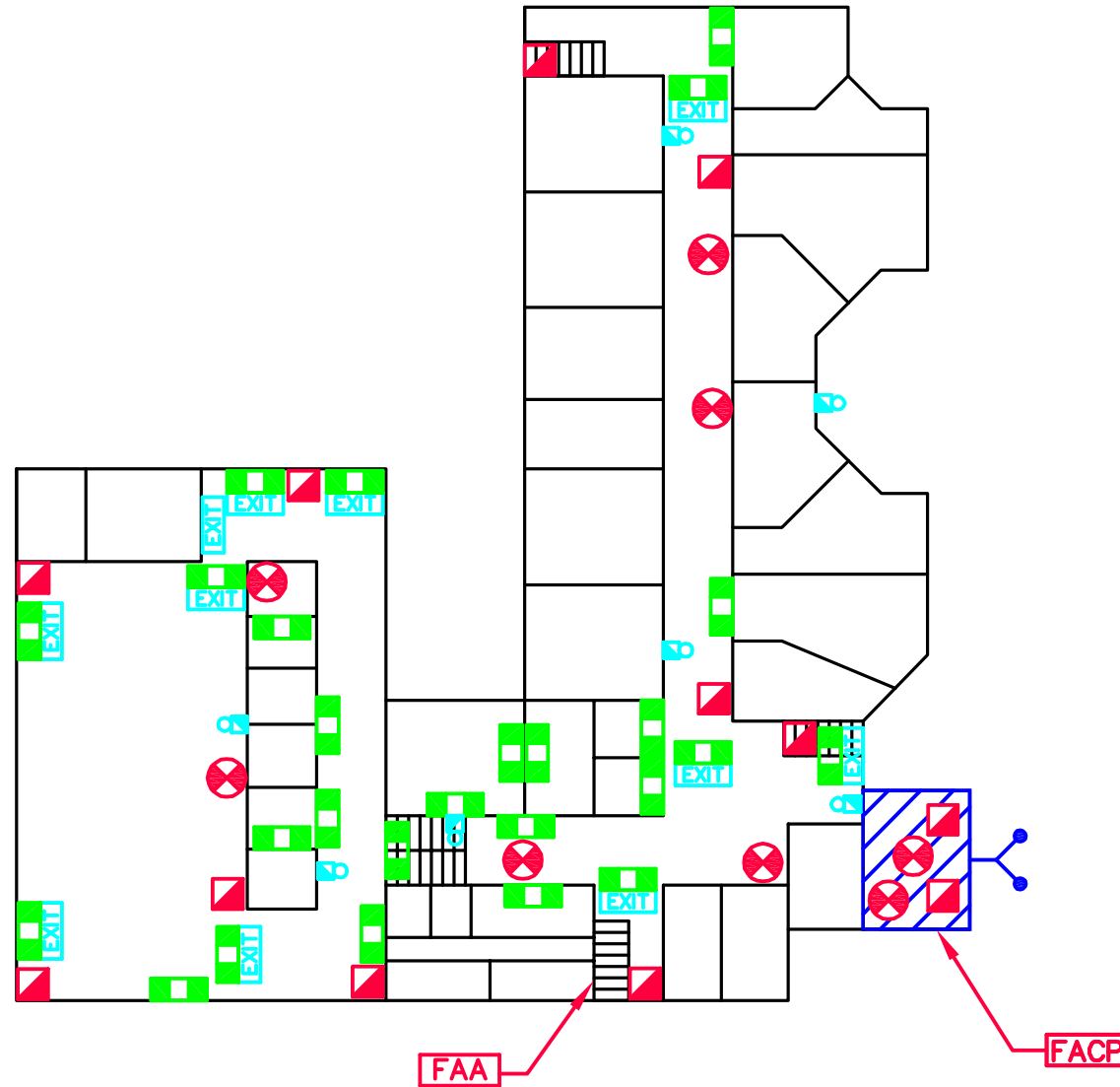
LEGEND

	CONTROL VALVE		FIRE BLANKET
	MAIN SPRINKLER VALVE , SPRINKLER HEADER & ALARM VALVE		EXIT SIGN
	FIRE DEPARTMENT CONNECTION		FIRE ALARM BELL
	FIRE ALARM CONTROL PANEL		EMERGENCY LIGHTING
	MANUAL PULL STATION		FIRE ALARM ANNUNCIATOR
	FIRE EXTINGUISHER		FIRE DAMPER
			HOSE CONNECTION

Project
**CENTRAL SPRYFIELD
 ELEMENTARY
 SCHOOL**
 364 HERRING COVE RD.
 HALIFAX, NS

Drawing
**FIRE DAMPER DRAWING
 SECOND FLOOR**

Drawing no.
FSM-4



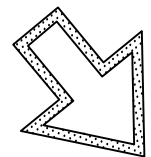
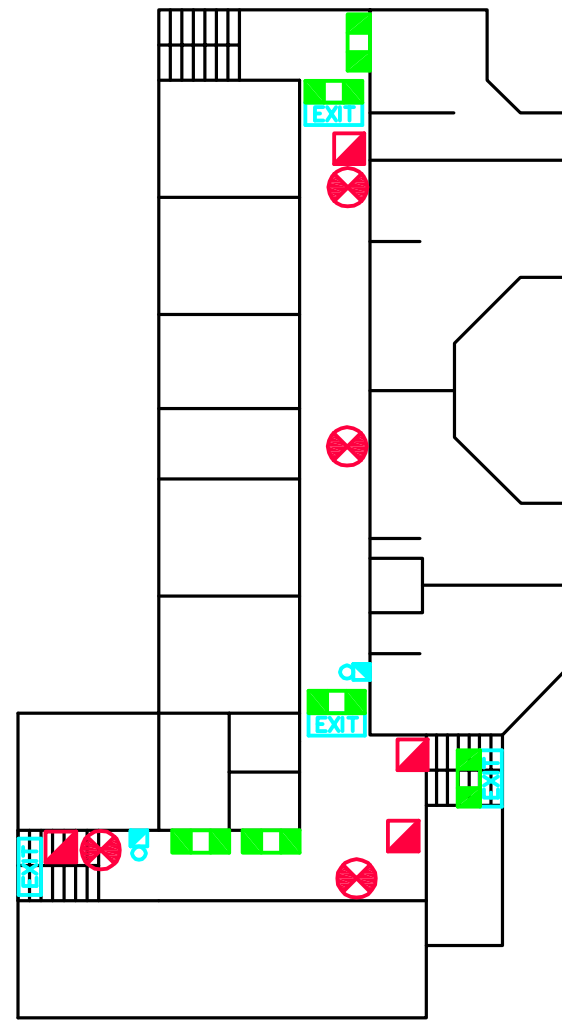
NORTH

Project
**CHEBUCTO HEIGHTS
 ELEMENTARY
 SCHOOL**
 230 COWIE HILL RD.
 HALIFAX, NS

Drawing
**MAINTENANCE DRAWING
 FIRST FLOOR**














Drawing no.
FSM-1

LEGEND	
	CONTROL VALVE
	MAIN SPRINKLER VALVE, SPRINKLER HEADER & ALARM VALVE
	FIRE DEPARTMENT CONNECTION
	FIRE ALARM CONTROL PANEL
	MANUAL PULL STATION
	FIRE EXTINGUISHER
	FIRE BLANKET
	EXIT SIGN
	FIRE ALARM BELL
	EMERGENCY LIGHTING
	FIRE ALARM ANNUNCIATOR
	FIRE DAMPER
	HOSE CONNECTION



NORTH

LEGEND

	CONTROL VALVE		FIRE BLANKET
	MAIN SPRINKLER VALVE , SPRINKLER HEADER & ALARM VALVE		EXIT SIGN
	FIRE DEPARTMENT CONNECTION		FIRE ALARM BELL
	FIRE ALARM CONTROL PANEL		EMERGENCY LIGHTING
	MANUAL PULL STATION		FIRE ALARM ANNUNCIATOR
	FIRE EXTINGUISHER		FIRE DAMPER
			HOSE CONNECTION

Project

**CHEBUCTO HEIGHTS
ELEMENTARY
SCHOOL**

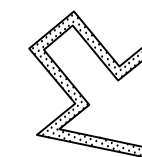
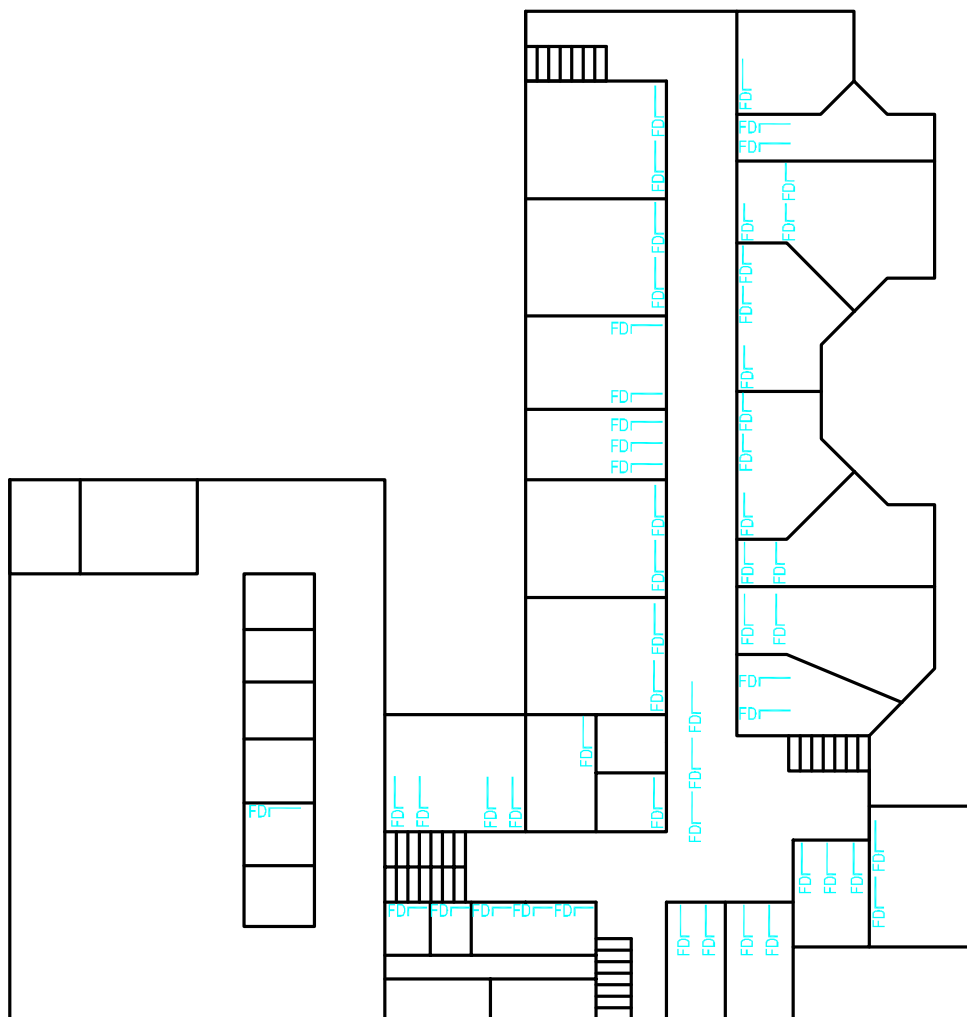
230 COWIE HILL RD.
HALIFAX, NS

Drawing

**MAINTENANCE DRAWING
SECOND FLOOR**














Drawing no.

FSM-2



NORTH

LEGEND

	CONTROL VALVE		FIRE BLANKET
	MAIN SPRINKLER VALVE , SPRINKLER HEADER & ALARM VALVE		EXIT SIGN
	FIRE DEPARTMENT CONNECTION		FIRE ALARM BELL
	FIRE ALARM CONTROL PANEL		EMERGENCY LIGHTING
	MANUAL PULL STATION		FIRE ALARM ANNUNCIATOR
	FIRE EXTINGUISHER		FIRE DAMPER
			HOSE CONNECTION

Project

**CHEBUCTO HEIGHTS
ELEMENTARY
SCHOOL**


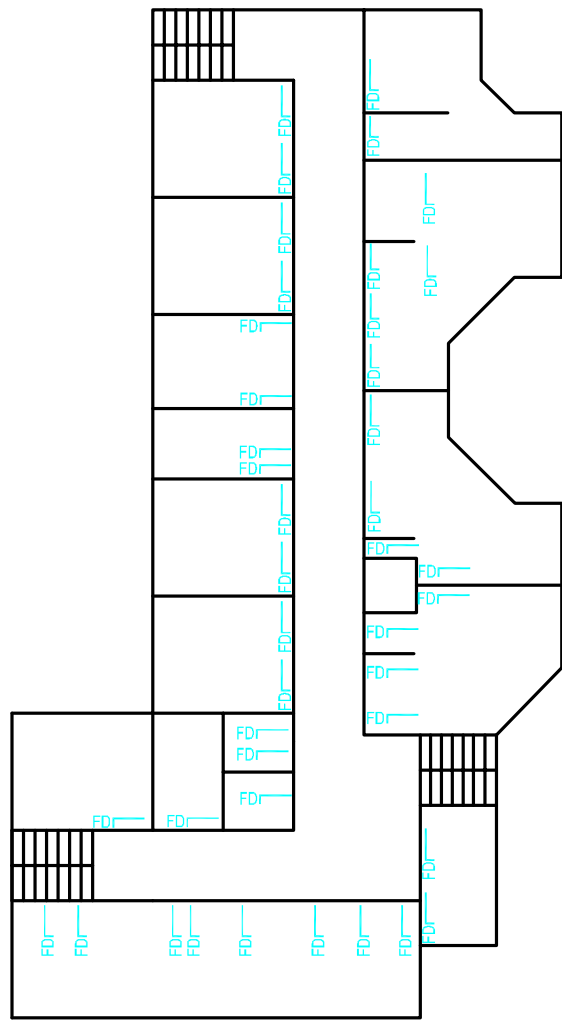
230 COWIE HILL RD.
HALIFAX, NS

Drawing

**FIRE DAMPER DRAWING
FIRST FLOOR**














Drawing no.

FSM-3



NORTH

LEGEND

	CONTROL VALVE		FIRE BLANKET
	MAIN SPRINKLER VALVE , SPRINKLER HEADER & ALARM VALVE		EXIT SIGN
	FIRE DEPARTMENT CONNECTION		FIRE ALARM BELL
	FIRE ALARM CONTROL PANEL		EMERGENCY LIGHTING
	MANUAL PULL STATION		FIRE ALARM ANNUNCIATOR
	FIRE EXTINGUISHER		FIRE DAMPER
			HOSE CONNECTION

Project

**CHEBUCTO HEIGHTS
ELEMENTARY
SCHOOL**

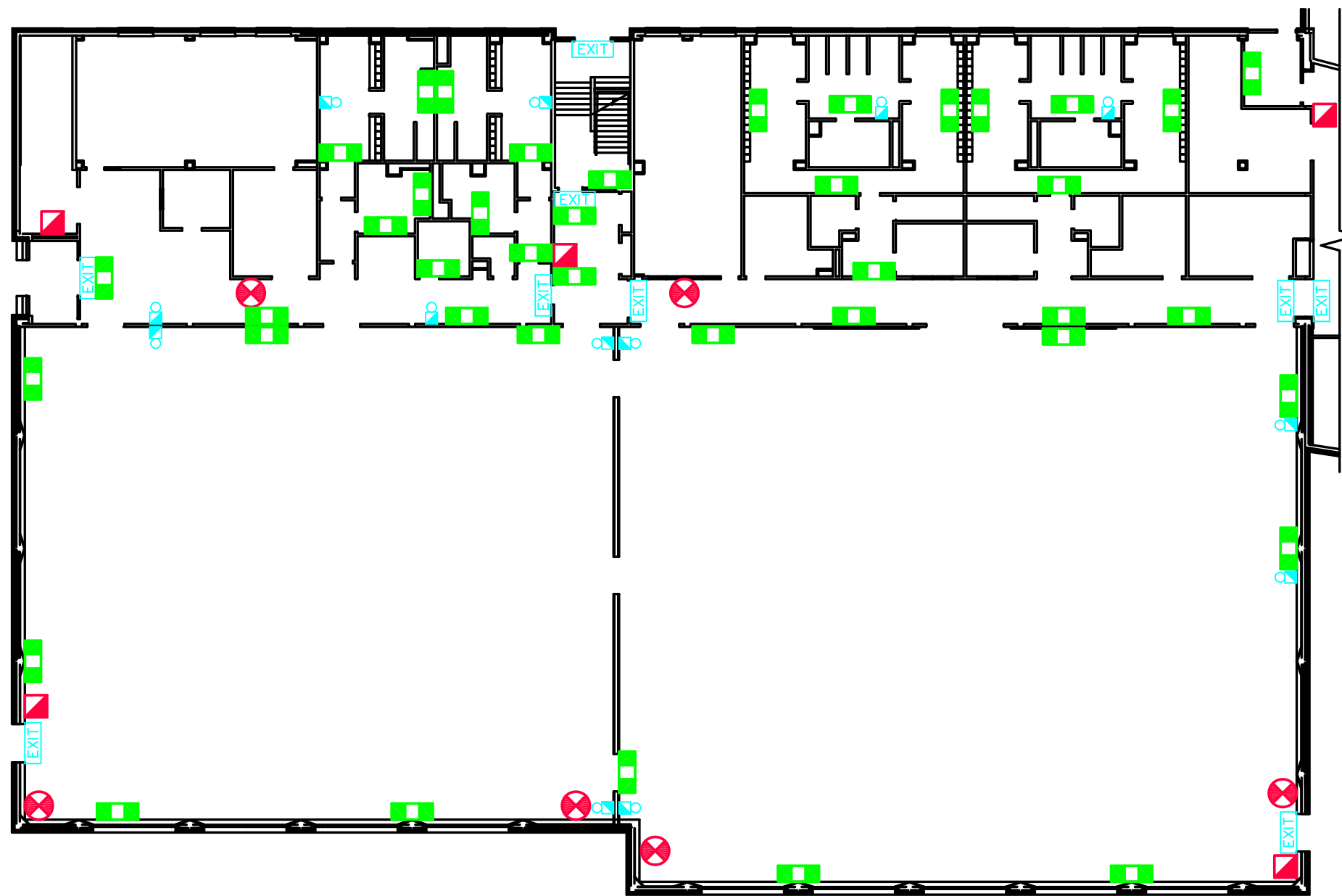
230 COWIE HILL RD.
HALIFAX, NS

Drawing














**FIRE DAMPER DRAWING
SECOND FLOOR**

Drawing no.

FSM-4




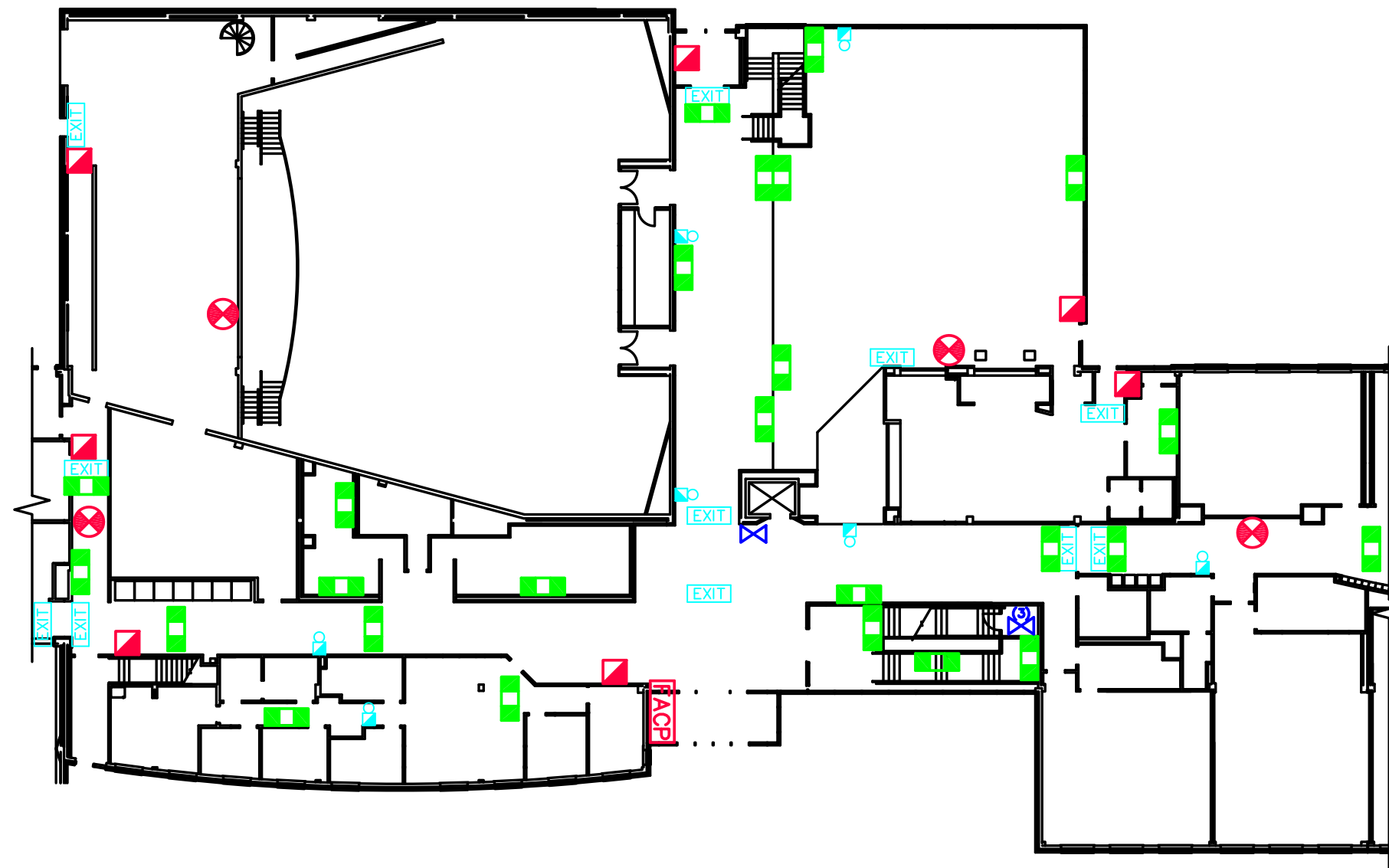
LEGEND

	CONTROL VALVE		FIRE BLANKET
	MAIN SPRINKLER VALVE, SPRINKLER HEADER & ALARM VALVE		EXIT SIGN
	FIRE DEPARTMENT CONNECTION		FIRE ALARM BELL
	FIRE ALARM CONTROL PANEL		EMERGENCY LIGHTING
	MANUAL PULL STATION		FIRE ALARM ANNUNCIATOR
	FIRE EXTINGUISHER		FIRE DAMPER
			HOSE CONNECTION

Project
CITADEL HIGH SCHOOL
 1855 TROLLOPE STREET
 HALIFAX, NS

Drawing
**MAINTENANCE DRAWING
 FIRST FLOOR NORTH**

Drawing no.
FSM-1



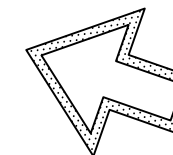
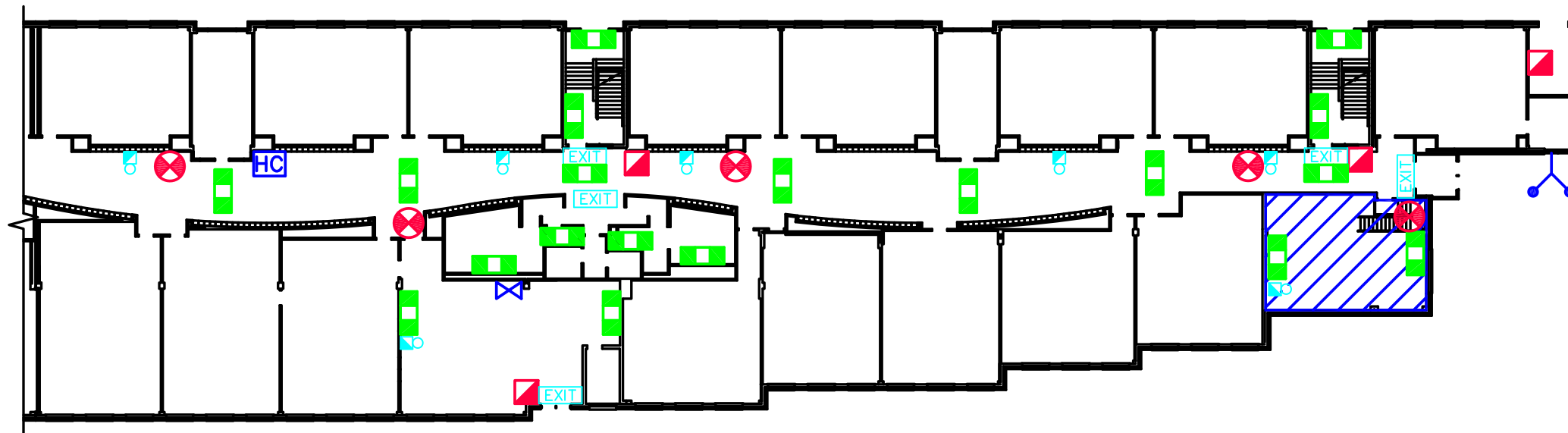
LEGEND

	CONTROL VALVE		FIRE BLANKET
	MAIN SPRINKLER VALVE, SPRINKLER HEADER & ALARM VALVE		EXIT SIGN
	FIRE DEPARTMENT CONNECTION		FIRE ALARM BELL
	FIRE ALARM CONTROL PANEL		EMERGENCY LIGHTING
	MANUAL PULL STATION		FIRE ALARM ANNUNCIATOR
	FIRE EXTINGUISHER		FIRE DAMPER
			HOSE CONNECTION

Project
CITADEL HIGH SCHOOL
 1855 TROLLOPE STREET
 HALIFAX, NS














Drawing
**MAINTENANCE DRAWING
 FIRST FLOOR CENTRAL**

Drawing no.
FSM-2



NORTH


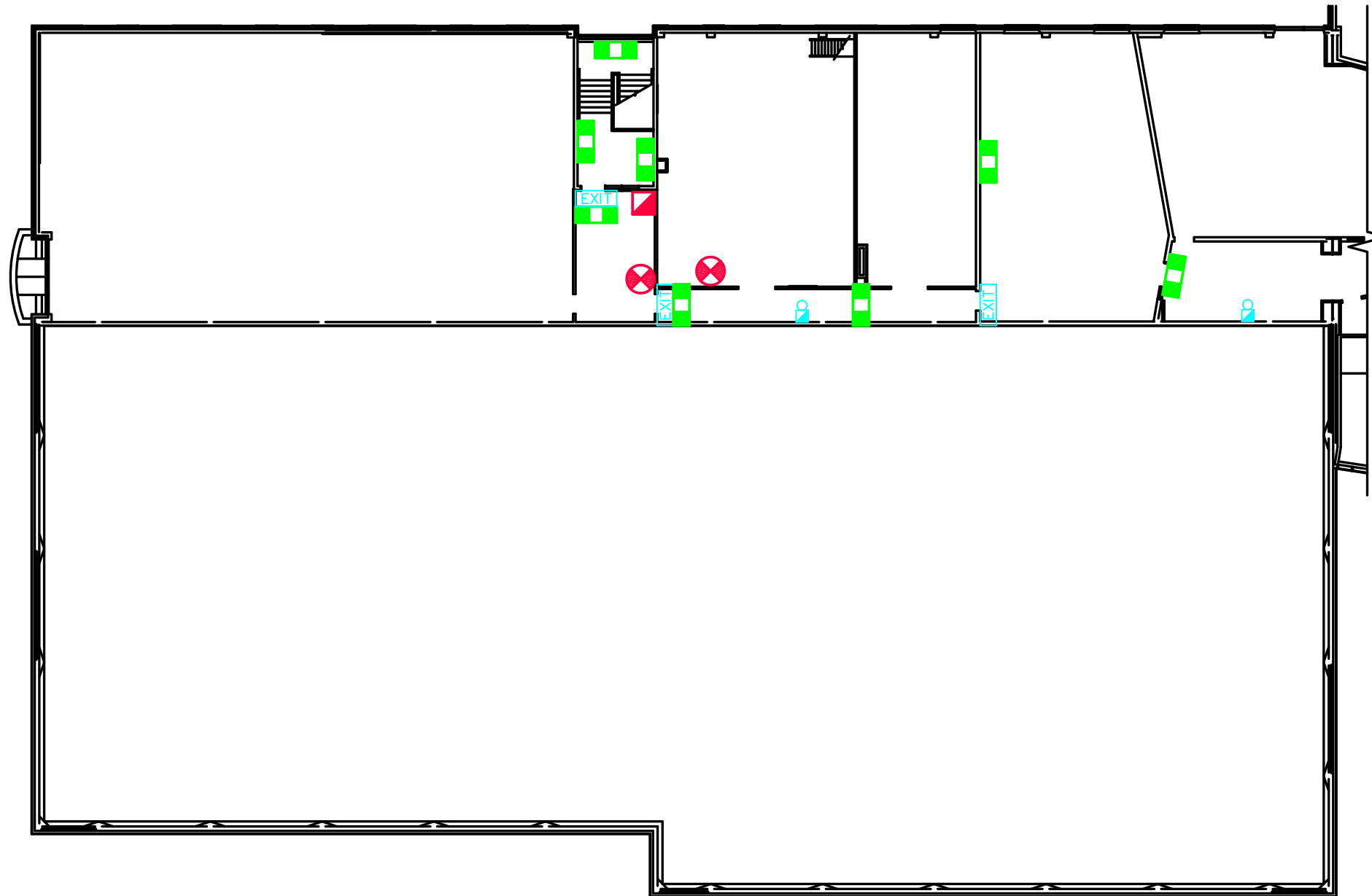
LEGEND

	CONTROL VALVE		FIRE BLANKET
	MAIN SPRINKLER VALVE, SPRINKLER HEADER & ALARM VALVE		EXIT SIGN
	FIRE DEPARTMENT CONNECTION		FIRE ALARM BELL
	FIRE ALARM CONTROL PANEL		EMERGENCY LIGHTING
	MANUAL PULL STATION		FIRE ALARM ANNUNCIATOR
	FIRE EXTINGUISHER		FIRE DAMPER
			HOSE CONNECTION

Project
CITADEL HIGH SCHOOL
 1855 TROLLOPE STREET
 HALIFAX, NS














Drawing
**MAINTENANCE DRAWING
 FIRST FLOOR SOUTH**

Drawing no.
FSM-3



NORTH


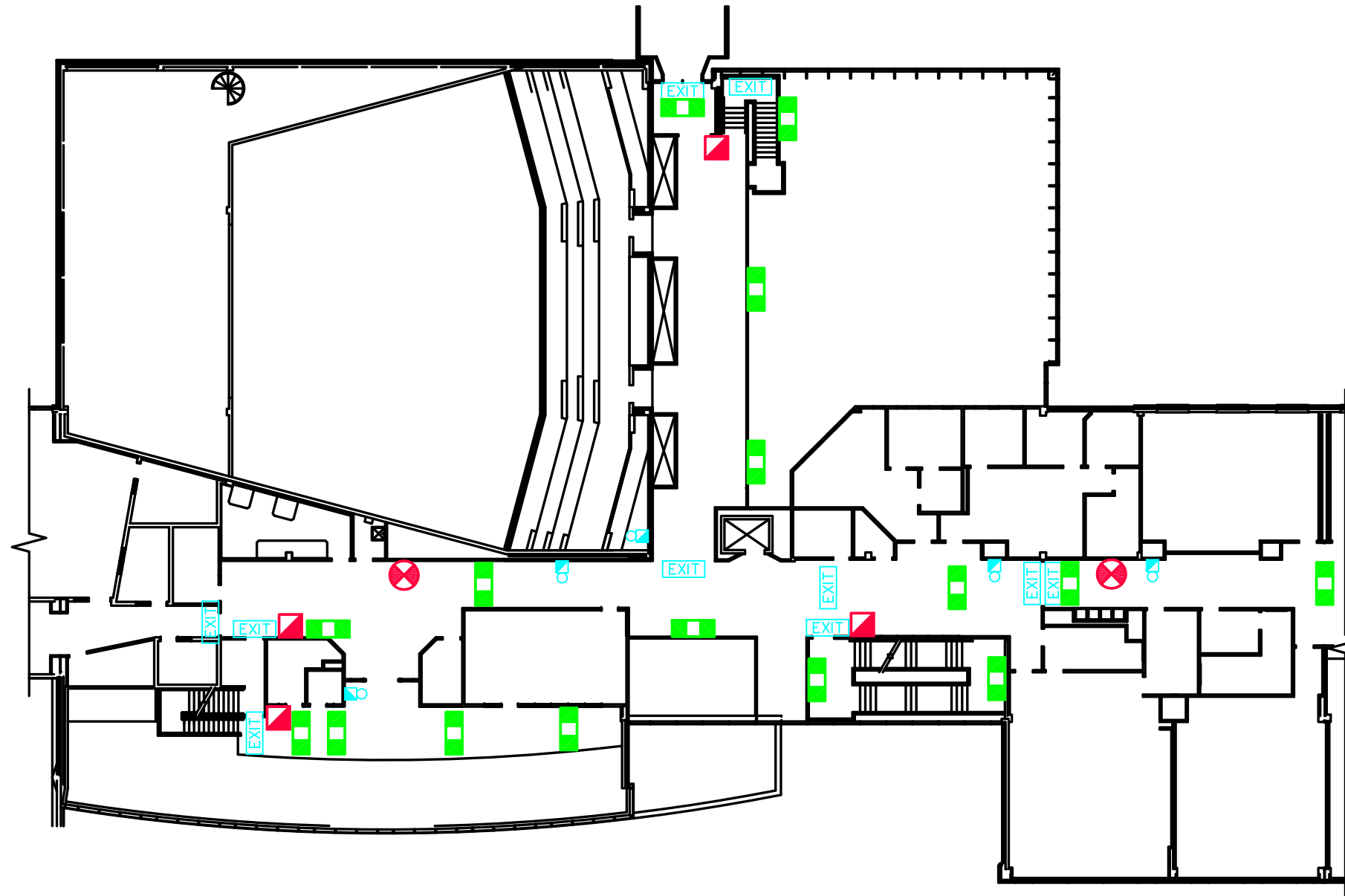
LEGEND

 CONTROL VALVE	 FIRE BLANKET
 MAIN SPRINKLER VALVE , SPRINKLER HEADER & ALARM VALVE	 EXIT SIGN
 FIRE DEPARTMENT CONNECTION	 FIRE ALARM BELL
 FIRE ALARM CONTROL PANEL	 EMERGENCY LIGHTING
 MANUAL PULL STATION	 FIRE ALARM ANNUNCIATOR
 FIRE EXTINGUISHER	 FIRE DAMPER
	 HOSE CONNECTION














Project
CITADEL HIGH SCHOOL
 1855 TROLLOPE STREET
 HALIFAX, NS

Drawing
**MAINTENANCE DRAWING
 SECOND FLOOR NORTH**

Drawing no.
FSM-4



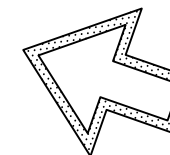
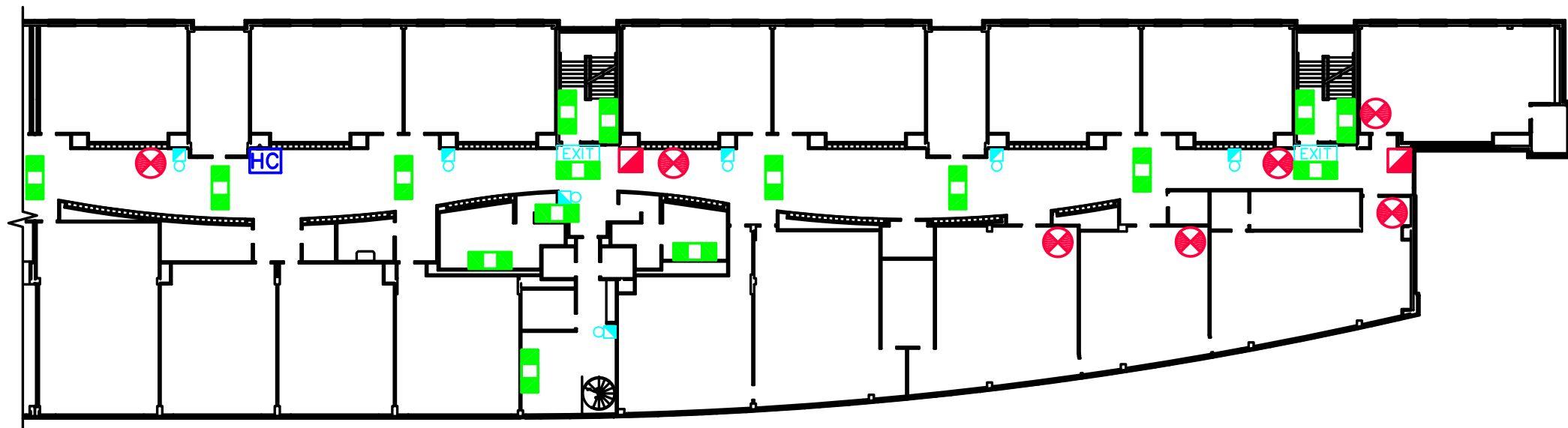
LEGEND

	CONTROL VALVE		FIRE BLANKET
	MAIN SPRINKLER VALVE, SPRINKLER HEADER & ALARM VALVE		EXIT SIGN
	FIRE DEPARTMENT CONNECTION		FIRE ALARM BELL
	FIRE ALARM CONTROL PANEL		EMERGENCY LIGHTING
	MANUAL PULL STATION		FIRE ALARM ANNUNCIATOR
	FIRE EXTINGUISHER		FIRE DAMPER
			HOSE CONNECTION

Project
CITADEL HIGH SCHOOL
 1855 TROLLOPE STREET
 HALIFAX, NS














Drawing
**MAINTENANCE DRAWING
 SECOND FLOOR CENTRAL**

Drawing no.
FSM-5



NORTH


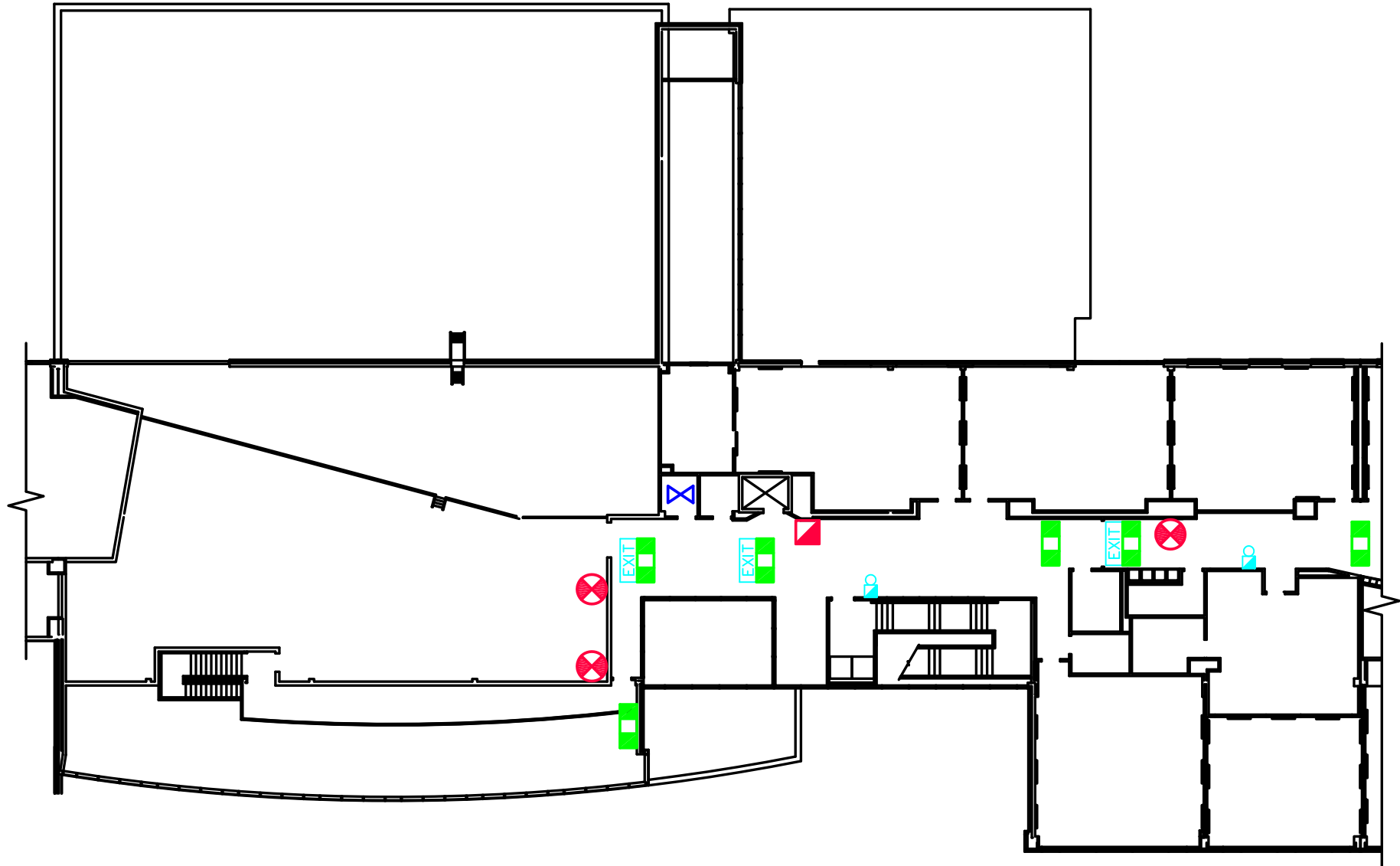
LEGEND

	CONTROL VALVE		FIRE BLANKET
	MAIN SPRINKLER VALVE , SPRINKLER HEADER & ALARM VALVE		EXIT SIGN
	FIRE DEPARTMENT CONNECTION		FIRE ALARM BELL
	FIRE ALARM CONTROL PANEL		EMERGENCY LIGHTING
	MANUAL PULL STATION		FIRE ALARM ANNUNCIATOR
	FIRE EXTINGUISHER		FIRE DAMPER
			HOSE CONNECTION

Project
CITADEL HIGH SCHOOL
 1855 TROLLOPE STREET
 HALIFAX, NS

Drawing
**MAINTENANCE DRAWING
 SECOND FLOOR SOUTH**

Drawing no.
FSM-6


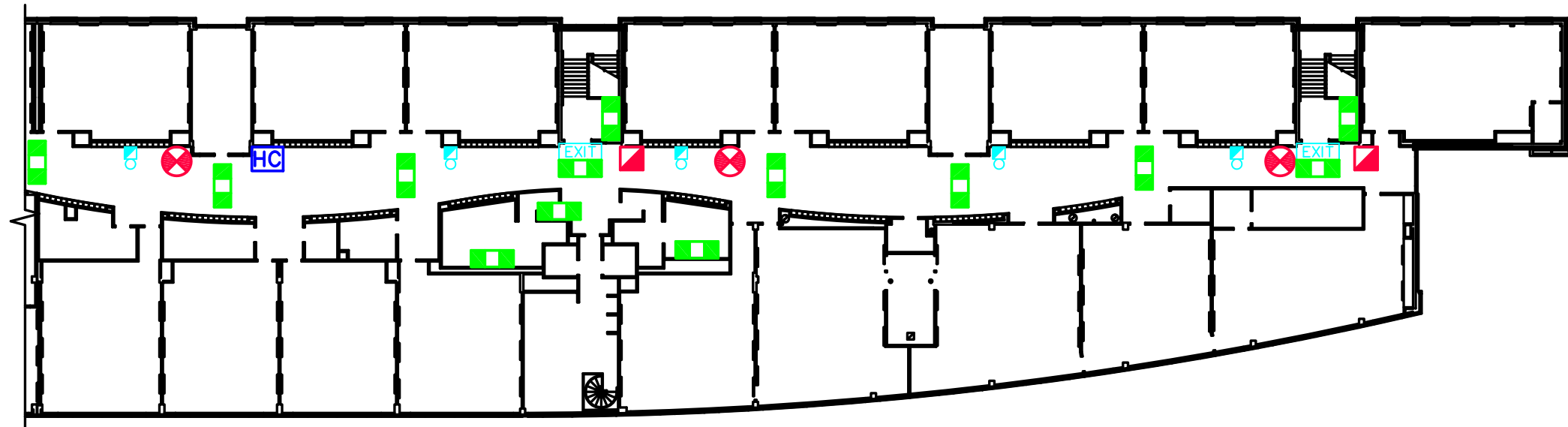


LEGEND	
	CONTROL VALVE
	MAIN SPRINKLER VALVE, SPRINKLER HEADER & ALARM VALVE
	FIRE DEPARTMENT CONNECTION
	FIRE ALARM CONTROL PANEL
	MANUAL PULL STATION
	FIRE EXTINGUISHER
	FIRE BLANKET
	EXIT SIGN
	FIRE ALARM BELL
	EMERGENCY LIGHTING
	FIRE ALARM ANNUNCIATOR
	FIRE DAMPER
	HOSE CONNECTION

Project
CITADEL HIGH SCHOOL
 1855 TROLLOPE STREET
 HALIFAX, NS














Drawing
**MAINTENANCE DRAWING
 THIRD FLOOR CENTRAL**

Drawing no.
FSM-7



NORTH

LEGEND

	CONTROL VALVE		FIRE BLANKET
	MAIN SPRINKLER VALVE , SPRINKLER HEADER & ALARM VALVE		EXIT SIGN
	FIRE DEPARTMENT CONNECTION		FIRE ALARM BELL
	FIRE ALARM CONTROL PANEL		EMERGENCY LIGHTING
	MANUAL PULL STATION		FIRE ALARM ANNUNCIATOR
	FIRE EXTINGUISHER		FIRE DAMPER
			HOSE CONNECTION

Project

CITADEL HIGH SCHOOL

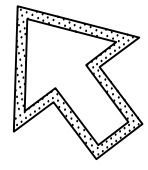
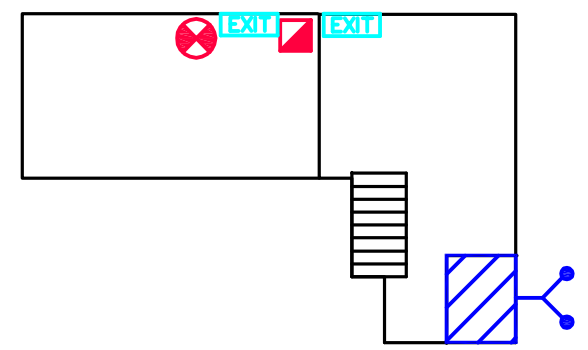
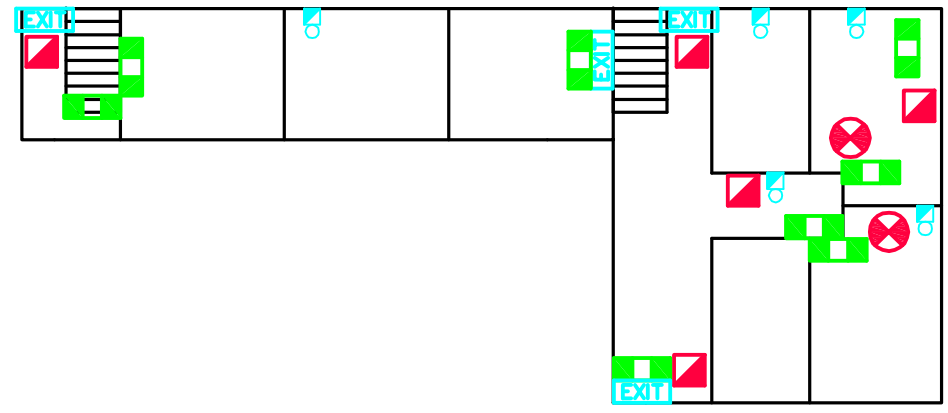
1855 TROLLOPE STREET
HALIFAX, NS

Drawing

**MAINTENANCE DRAWING
THIRD FLOOR SOUTH**














Drawing no.

FSM-8



NORTH


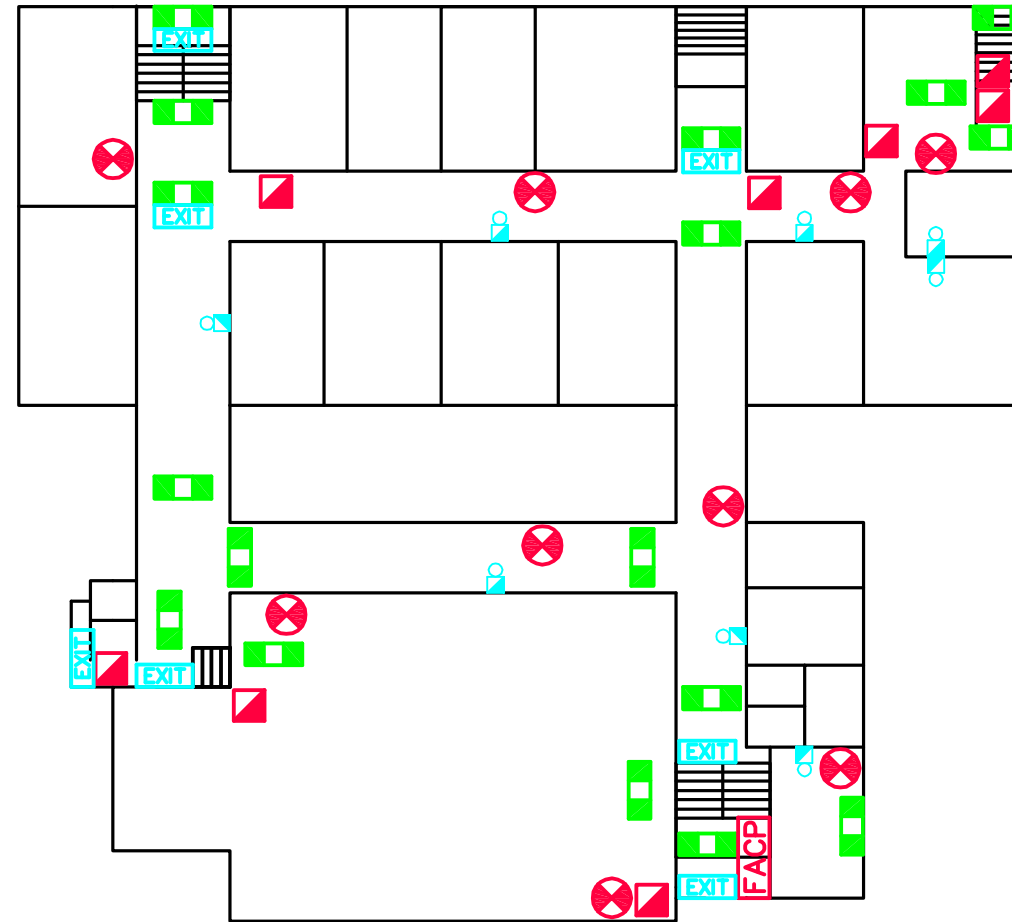
LEGEND

	CONTROL VALVE		FIRE BLANKET
	MAIN SPRINKLER VALVE , SPRINKLER HEADER & ALARM VALVE		EXIT SIGN
	FIRE DEPARTMENT CONNECTION		FIRE ALARM BELL
	FIRE ALARM CONTROL PANEL		EMERGENCY LIGHTING
	MANUAL PULL STATION		FIRE ALARM ANNUNCIATOR
	FIRE EXTINGUISHER		FIRE DAMPER
			HOSE CONNECTION

Project
CLAYTON PARK JUNIOR HIGH SCHOOL
 45 PLATEAU CRES.
 HALIFAX, NS














Drawing
MAINTENANCE DRAWING FIRST FLOOR

Drawing no.
FSM-1



NORTH

LEGEND

 CONTROL VALVE	 FIRE BLANKET
 MAIN SPRINKLER VALVE , SPRINKLER HEADER & ALARM VALVE	 EXIT SIGN
 FIRE DEPARTMENT CONNECTION	 FIRE ALARM BELL
 FIRE ALARM CONTROL PANEL	 EMERGENCY LIGHTING
 MANUAL PULL STATION	 FIRE ALARM ANNUNCIATOR
 FIRE EXTINGUISHER	 FIRE DAMPER
	 HOSE CONNECTION

Project

**CLAYTON PARK
JUNIOR HIGH
SCHOOL**


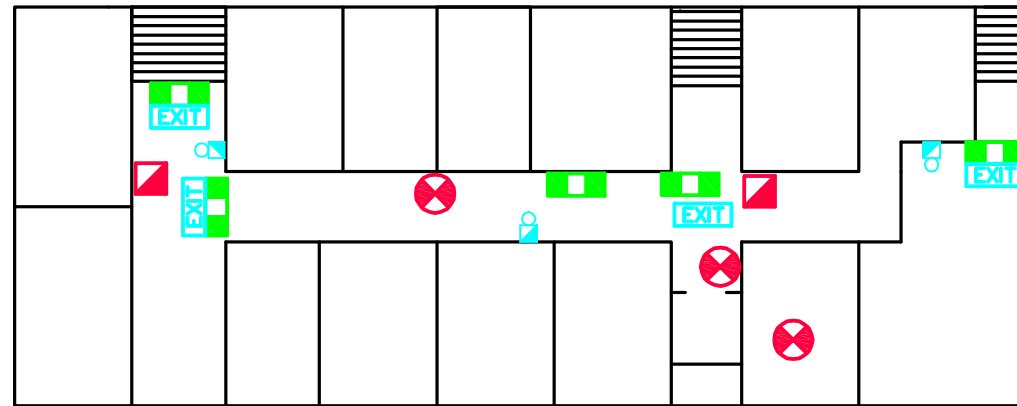
45 PLATEAU CRES.
HALIFAX, NS

Drawing

**MAINTENANCE DRAWING
SECOND FLOOR**














Drawing no.

FSM-2



NORTH

LEGEND

	CONTROL VALVE		FIRE BLANKET
	MAIN SPRINKLER VALVE , SPRINKLER HEADER & ALARM VALVE		EXIT SIGN
	FIRE DEPARTMENT CONNECTION		FIRE ALARM BELL
	FIRE ALARM CONTROL PANEL		EMERGENCY LIGHTING
	MANUAL PULL STATION		FIRE ALARM ANNUNCIATOR
	FIRE EXTINGUISHER		FIRE DAMPER
			HOSE CONNECTION

Project

**CLAYTON PARK
JUNIOR HIGH
SCHOOL**


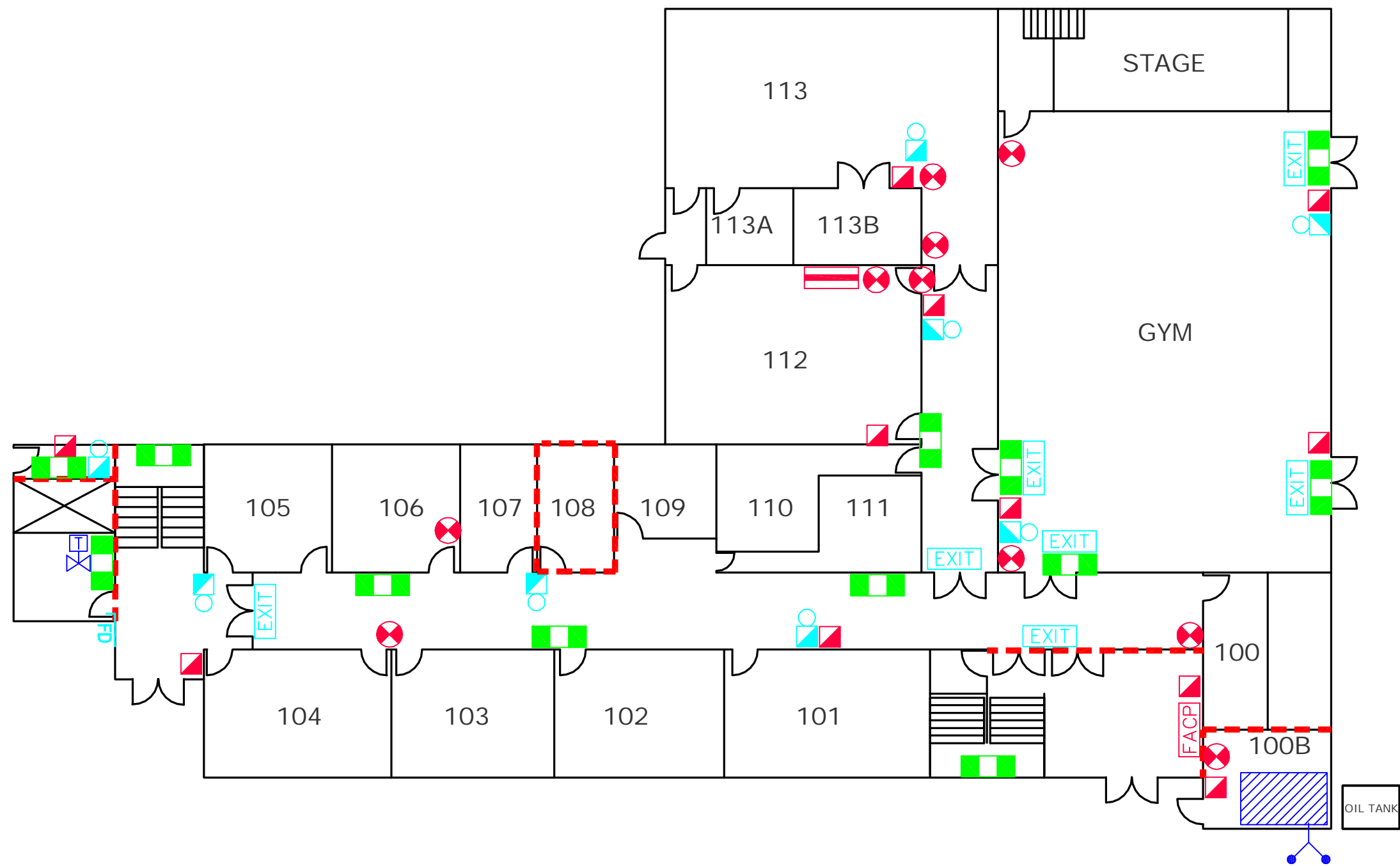
45 PLATEAU CRES.
HALIFAX, NS

Drawing

**MAINTENANCE DRAWING
THIRD FLOOR**

Drawing no.

FSM-3



LEGEND	
	SUPERVISED CONTROL VALVE C/W TAMPER SWITCH
	MAIN SPRINKLER VALVE, SPRINKLER HEADER, EXCESS PRESSURE PUMP, ALARM VALVE
	FIRE DEPARTMENT CONNECTION
	FIRE ALARM CONTROL PANEL
	MANUAL PULL STATION
	FIRE EXTINGUISHER
	FIRE BLANKET
	EXIT SIGN
	FIRE ALARM BELL
	EMERGENCY LIGHTING
	FIRE SEPARATION
	FIRE DAMPER

Project

CUNARD JUNIOR HIGH SCHOOL


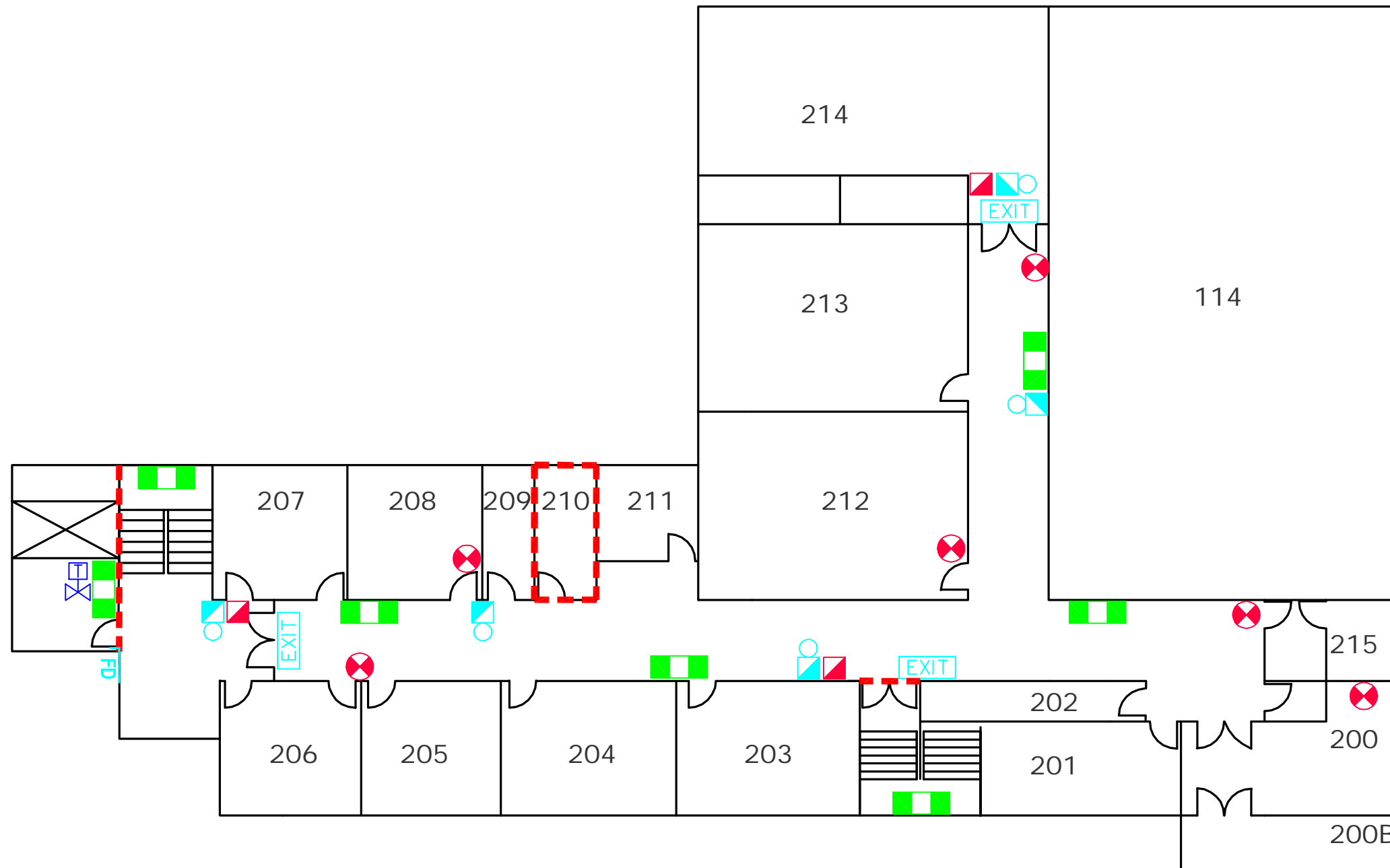
121 Williams Lake Road.
Halifax, NS

Drawing

MAINTENANCE DRAWING
1st FLOOR

Drawing no.

FSM-1



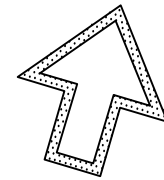
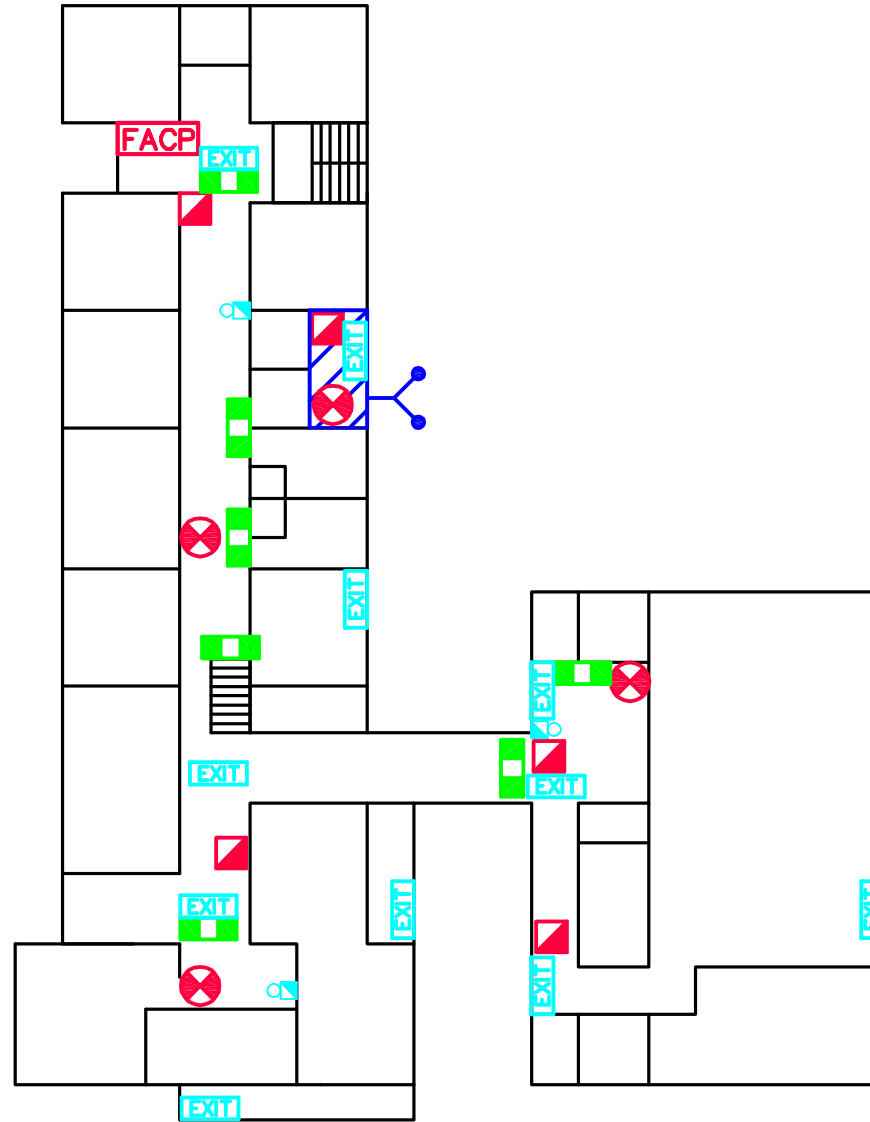
NORTH

LEGEND	
	SUPERVISED CONTROL VALVE C/W TAMPER SWITCH
	MAIN SPRINKLER VALVE, SPRINKLER HEADER, EXCESS PRESSURE PUMP, ALARM VALVE
	FIRE DEPARTMENT CONNECTION
	FIRE ALARM CONTROL PANEL
	MANUAL PULL STATION
	FIRE EXTINGUISHER
	FIRE BLANKET
	EXIT SIGN
	FIRE ALARM BELL
	EMERGENCY LIGHTING
	FIRE SEPARATION
	FIRE DAMPER

Project
CUNARD JUNIOR HIGH SCHOOL
121 Williams Lake Road.
Halifax, NS














Drawing
MAINTENANCE DRAWING
2nd FLOOR

Drawing no.
FSM-2



NORTH

LEGEND

	CONTROL VALVE		FIRE BLANKET
	MAIN SPRINKLER VALVE, SPRINKLER HEADER & ALARM VALVE		EXIT SIGN
	FIRE DEPARTMENT CONNECTION		FIRE ALARM BELL
	FIRE ALARM CONTROL PANEL		EMERGENCY LIGHTING
	MANUAL PULL STATION		FIRE ALARM ANNUNCIATOR
	FIRE EXTINGUISHER		FIRE DAMPER
			HOSE CONNECTION

Project

**DUC D'ANVILLE
ELEMENTARY
SCHOOL**

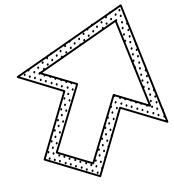
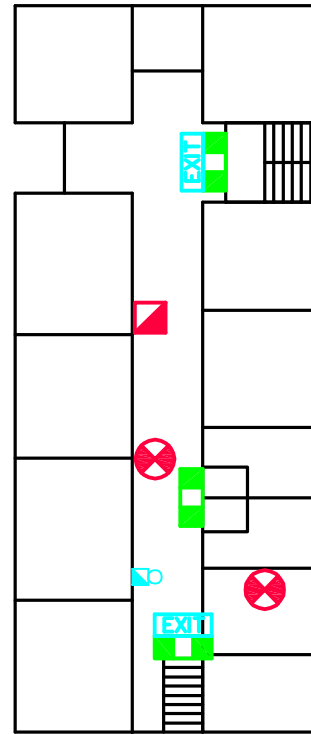
12 CLAYTON PARK DR.
HALIFAX, NS

Drawing

**MAINTENANCE DRAWING
FIRST FLOOR**

Drawing no.

FSM-1



NORTH

LEGEND

	CONTROL VALVE		FIRE BLANKET
	MAIN SPRINKLER VALVE , SPRINKLER HEADER & ALARM VALVE		EXIT SIGN
	FIRE DEPARTMENT CONNECTION		FIRE ALARM BELL
	FIRE ALARM CONTROL PANEL		EMERGENCY LIGHTING
	MANUAL PULL STATION		FIRE ALARM ANNUNCIATOR
	FIRE EXTINGUISHER		FIRE DAMPER
			HOSE CONNECTION

Project

**DUC D'ANVILLE
ELEMENTARY
SCHOOL**

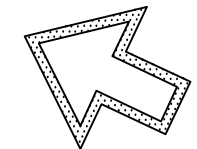
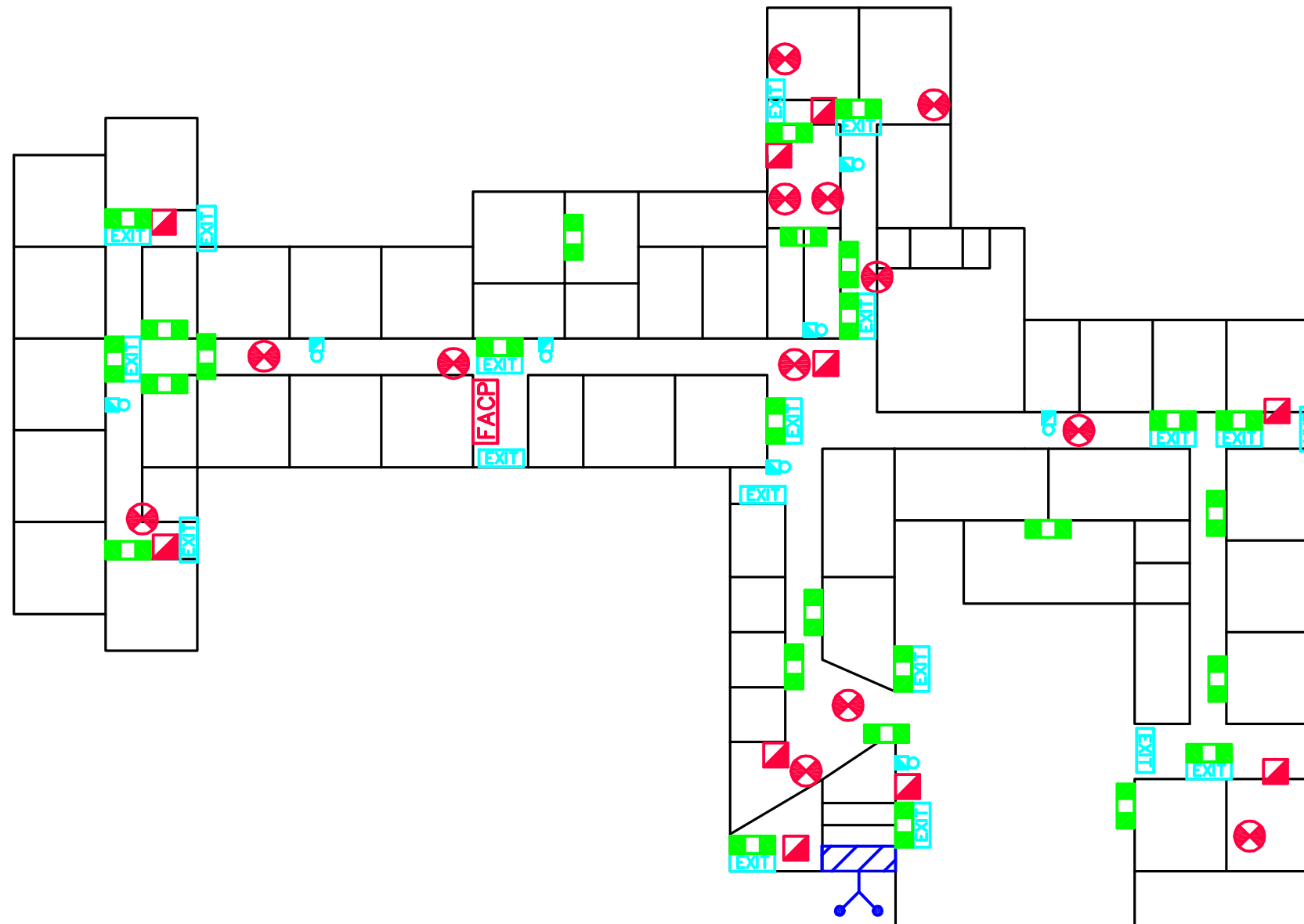
12 CLAYTON PARK DR.
HALIFAX, NS

Drawing

**MAINTENANCE DRAWING
SECOND FLOOR**

Drawing no.

FSM-2



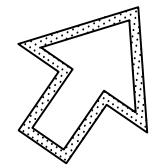
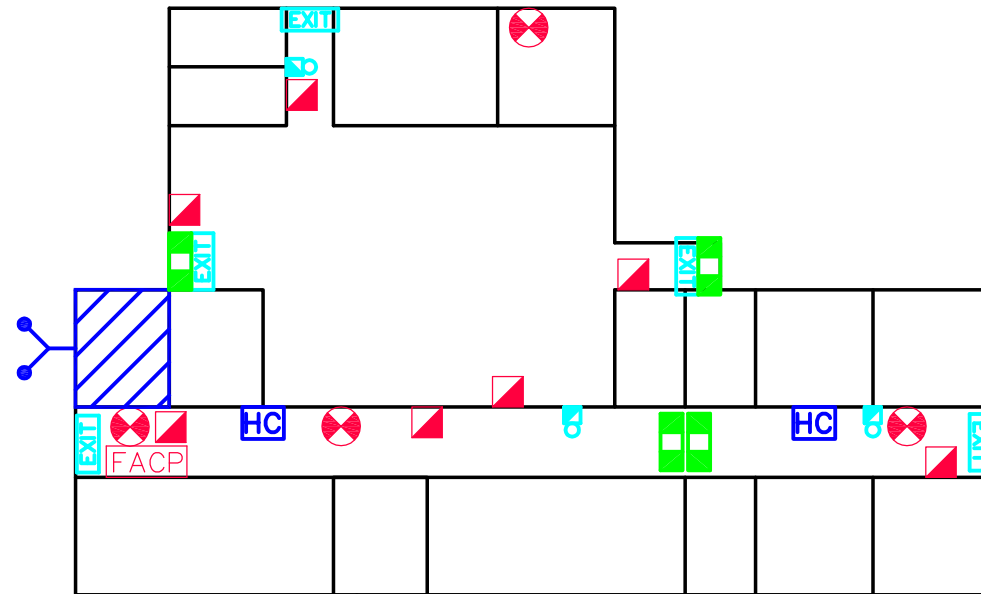
NORTH

LEGEND	
	CONTROL VALVE
	MAIN SPRINKLER VALVE , SPRINKLER HEADER & ALARM VALVE
	FIRE DEPARTMENT CONNECTION
	FIRE ALARM CONTROL PANEL
	MANUAL PULL STATION
	FIRE EXTINGUISHER
	FIRE BLANKET
	EXIT SIGN
	FIRE ALARM BELL
	EMERGENCY LIGHTING
	FIRE ALARM ANNUNCIATOR
	FIRE DAMPER
	HOSE CONNECTION

Project
ELIZABETH SUTHERLAND SCHOOL
 66 ROCKINGSTONE RD.
 HALIFAX, NS














Drawing
MAINTENANCE DRAWING FIRST FLOOR

Drawing no.
FSM-1



NORTH

LEGEND

	CONTROL VALVE		FIRE BLANKET
	MAIN SPRINKLER VALVE , SPRINKLER HEADER & ALARM VALVE		EXIT SIGN
	FIRE DEPARTMENT CONNECTION		FIRE ALARM BELL
	FIRE ALARM CONTROL PANEL		EMERGENCY LIGHTING
	MANUAL PULL STATION		FIRE ALARM ANNUNCIATOR
	FIRE EXTINGUISHER		FIRE DAMPER
			HOSE CONNECTION

Project

**FAIRVIEW HEIGHTS
ANNEX**

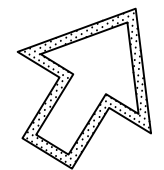
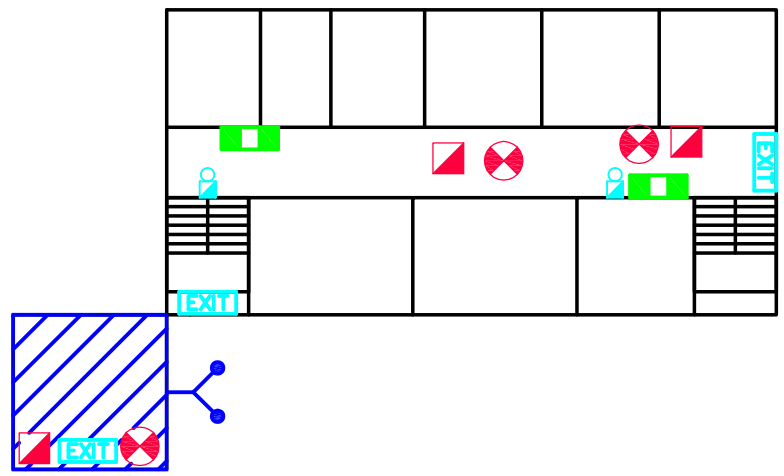
141 RUFUS AVE.
HALIFAX, NS

Drawing

**MAINTENANCE DRAWING
FIRST FLOOR**














Drawing no.

FSM-1



NORTH

LEGEND

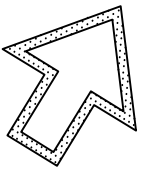
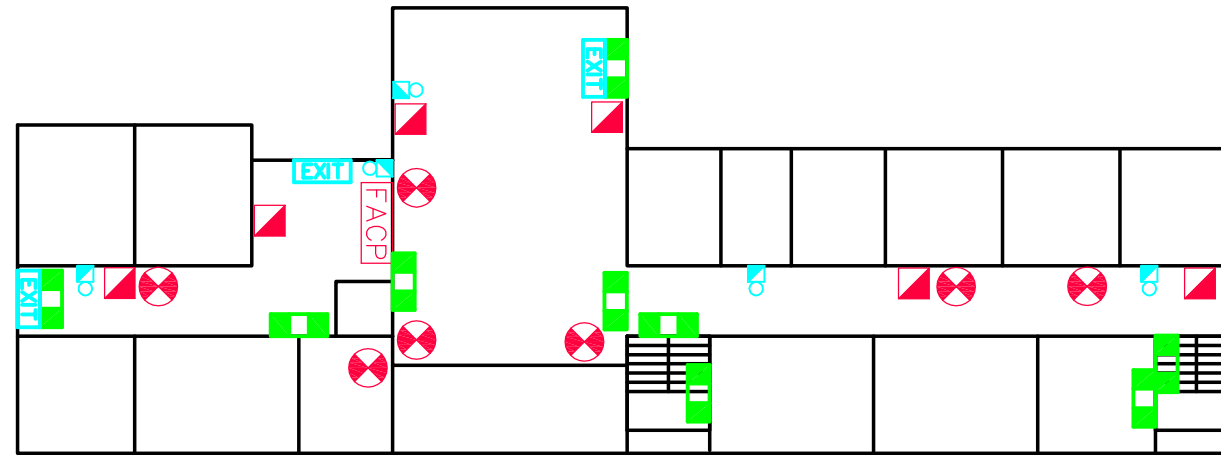
	CONTROL VALVE		FIRE BLANKET
	MAIN SPRINKLER VALVE , SPRINKLER HEADER & ALARM VALVE		EXIT SIGN
	FIRE DEPARTMENT CONNECTION		FIRE ALARM BELL
	FIRE ALARM CONTROL PANEL		EMERGENCY LIGHTING
	MANUAL PULL STATION		FIRE ALARM ANNUNCIATOR
	FIRE EXTINGUISHER		FIRE DAMPER
			HOSE CONNECTION

Project
**FAIRVIEW HEIGHTS
 ELEMENTARY
 SCHOOL**

210 CORONATION AVE.
 HALIFAX, NS














Drawing
**MAINTENANCE DRAWING
 FIRST FLOOR**

Drawing no.
FSM-1



NORTH

LEGEND

	CONTROL VALVE		FIRE BLANKET
	MAIN SPRINKLER VALVE , SPRINKLER HEADER & ALARM VALVE		EXIT SIGN
	FIRE DEPARTMENT CONNECTION		FIRE ALARM BELL
	FIRE ALARM CONTROL PANEL		EMERGENCY LIGHTING
	MANUAL PULL STATION		FIRE ALARM ANNUNCIATOR
	FIRE EXTINGUISHER		FIRE DAMPER
			HOSE CONNECTION

Project

**FAIRVIEW HEIGHTS
ELEMENTARY
SCHOOL**

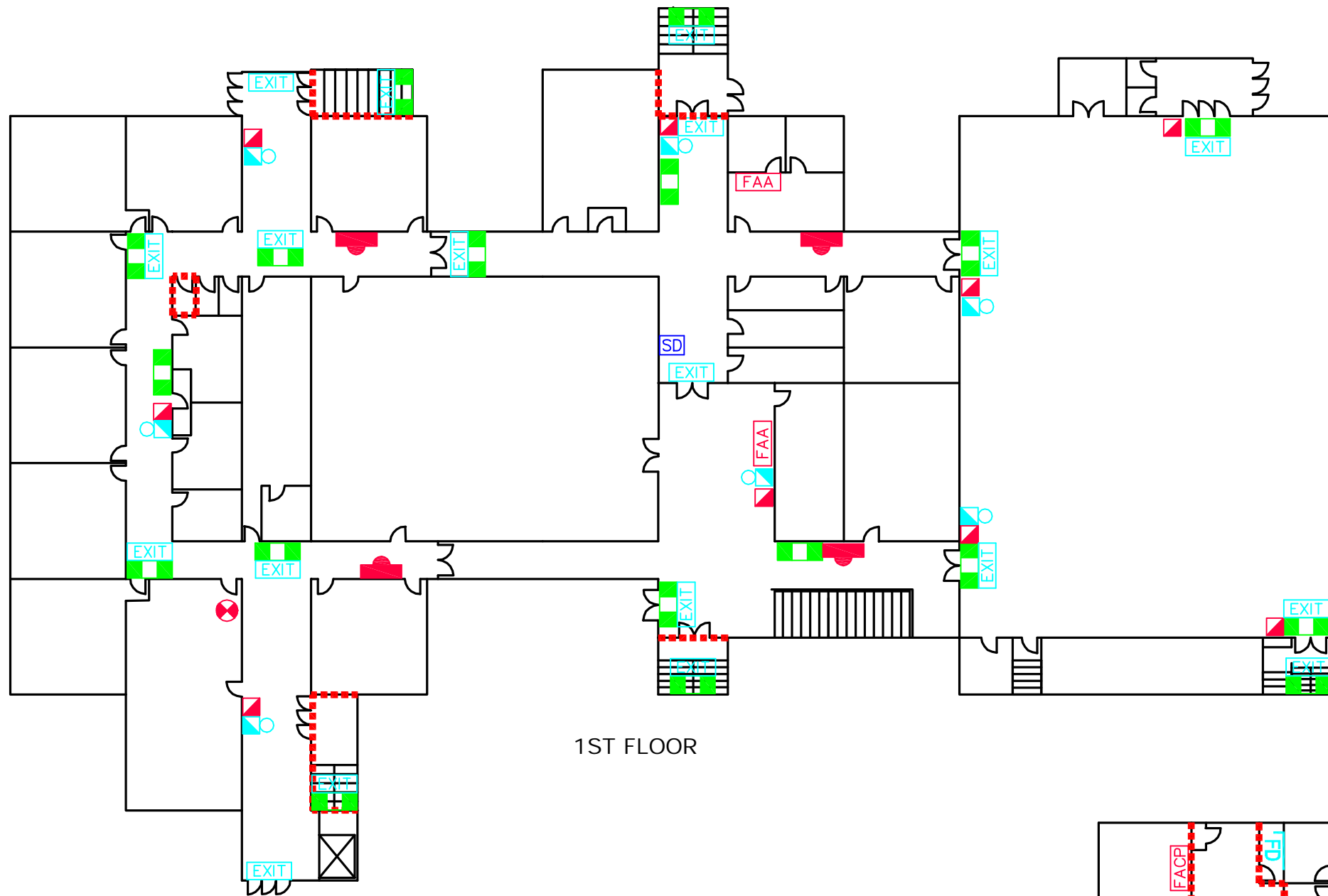
210 CORONATION AVE.
HALIFAX, NS

Drawing

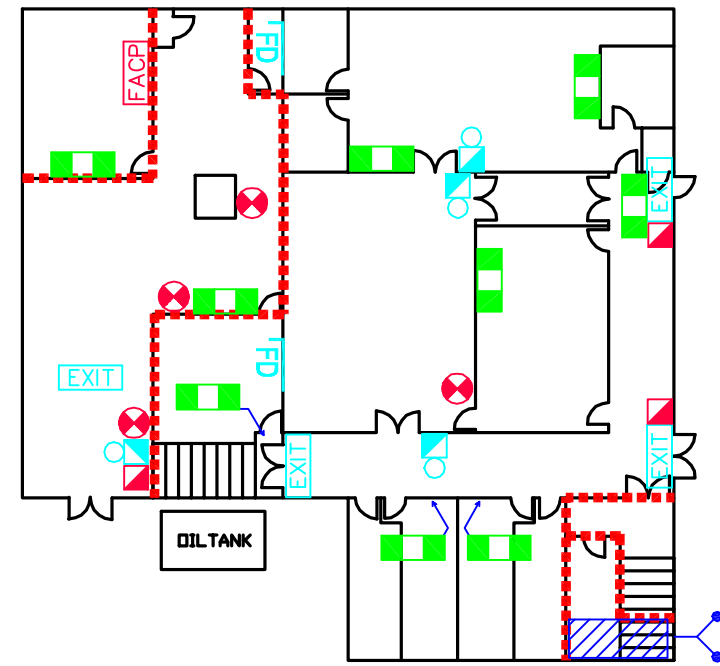
**MAINTENANCE DRAWING
SECOND FLOOR**

Drawing no.

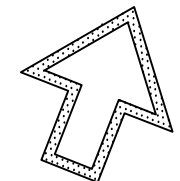
FSM-2



1ST FLOOR



BASEMENT



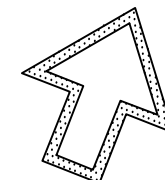
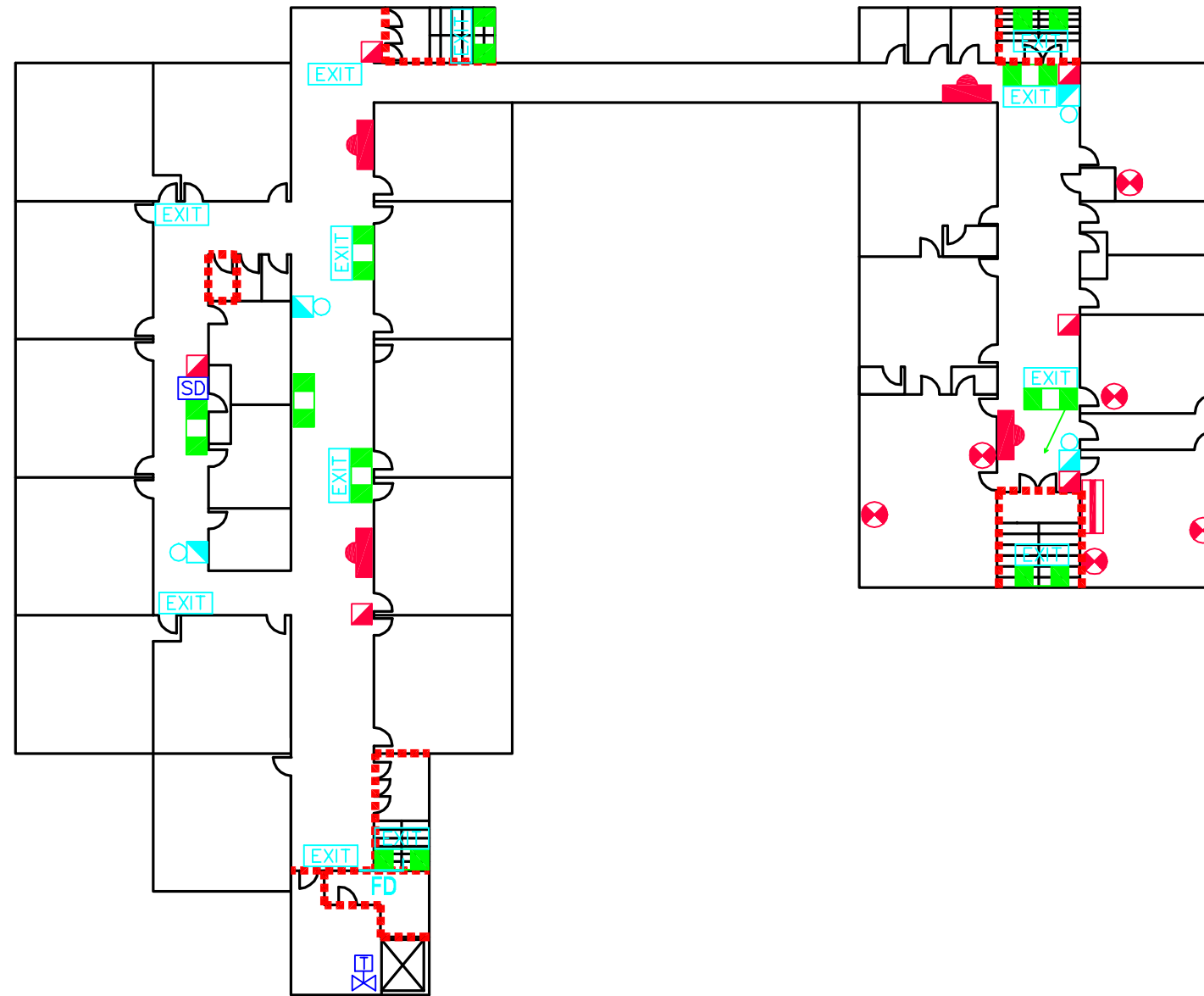
NORTH

LEGEND	
	SUPERVISED CONTROL VALVE C/W TAMPER SWITCH
	MAIN SPRINKLER VALVE, SPRINKLER HEADER, EXCESS PRESSURE PUMP, ALARM VALVE
	FIRE DEPARTMENT CONNECTION
	FIRE ALARM CONTROL PANEL
	MANUAL PULL STATION
	FIRE EXTINGUISHER
	FIRE EXTINGUISHER IN WALL CABINET
	FIRE BLANKET
	EXIT SIGN
	FIRE ALARM BELL
	EMERGENCY LIGHTING
	FIRE ALARM ANNUNCIATOR
	FIRE DAMPER
	DUCT SMOKE DETECTOR
	FIRE SEPARATION

Project
FAIRVIEW JUNIOR HIGH SCHOOL
 155 Rosedale Avenue
 Halifax, NS

Drawing
MAINTENANCE DRAWING
 1st FLOOR

Drawing no.
FSM-1



NORTH

LEGEND	
	SUPERVISED CONTROL VALVE C/W TAMPER SWITCH
	MAIN SPRINKLER VALVE, SPRINKLER HEADER, EXCESS PRESSURE PUMP, ALARM VALVE
	FIRE DEPARTMENT CONNECTION
	FIRE ALARM CONTROL PANEL
	MANUAL PULL STATION
	FIRE EXTINGUISHER
	FIRE EXTINGUISHER IN WALL CABINET
	FIRE BLANKET
	EXIT SIGN
	FIRE ALARM BELL
	EMERGENCY LIGHTING
	FIRE ALARM ANNCIATOR
	FIRE DAMPER
	DUCT SMOKE DETECTOR
	FIRE SEPARATION

Project

FAIRVIEW JUNIOR HIGH SCHOOL


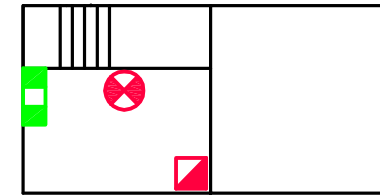
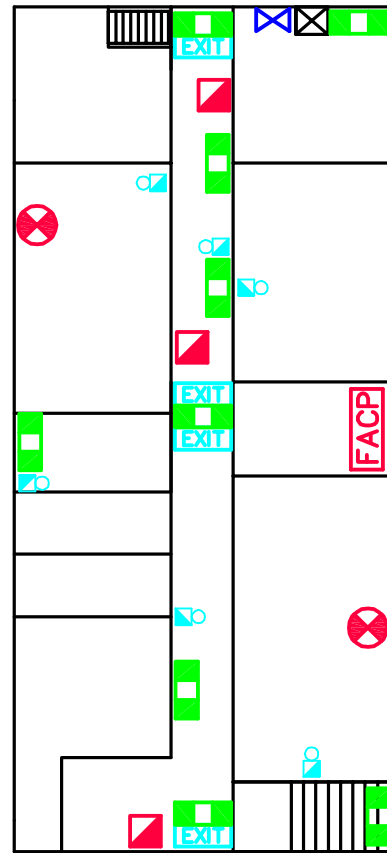
155 Rosedale Avenue
Halifax, NS

Drawing

**MAINTENANCE DRAWING
2nd FLOOR**














Drawing no.

FSM-2



NORTH

LEGEND

	CONTROL VALVE		FIRE BLANKET
	MAIN SPRINKLER VALVE , SPRINKLER HEADER & ALARM VALVE		EXIT SIGN
	FIRE DEPARTMENT CONNECTION		FIRE ALARM BELL
	FIRE ALARM CONTROL PANEL		EMERGENCY LIGHTING
	MANUAL PULL STATION		FIRE ALARM ANNUNCIATOR
	FIRE EXTINGUISHER		FIRE DAMPER
			HOSE CONNECTION

Project

**GORSEBROOK JUNIOR
HIGH SCHOOL**

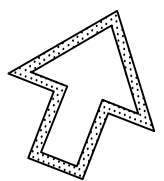
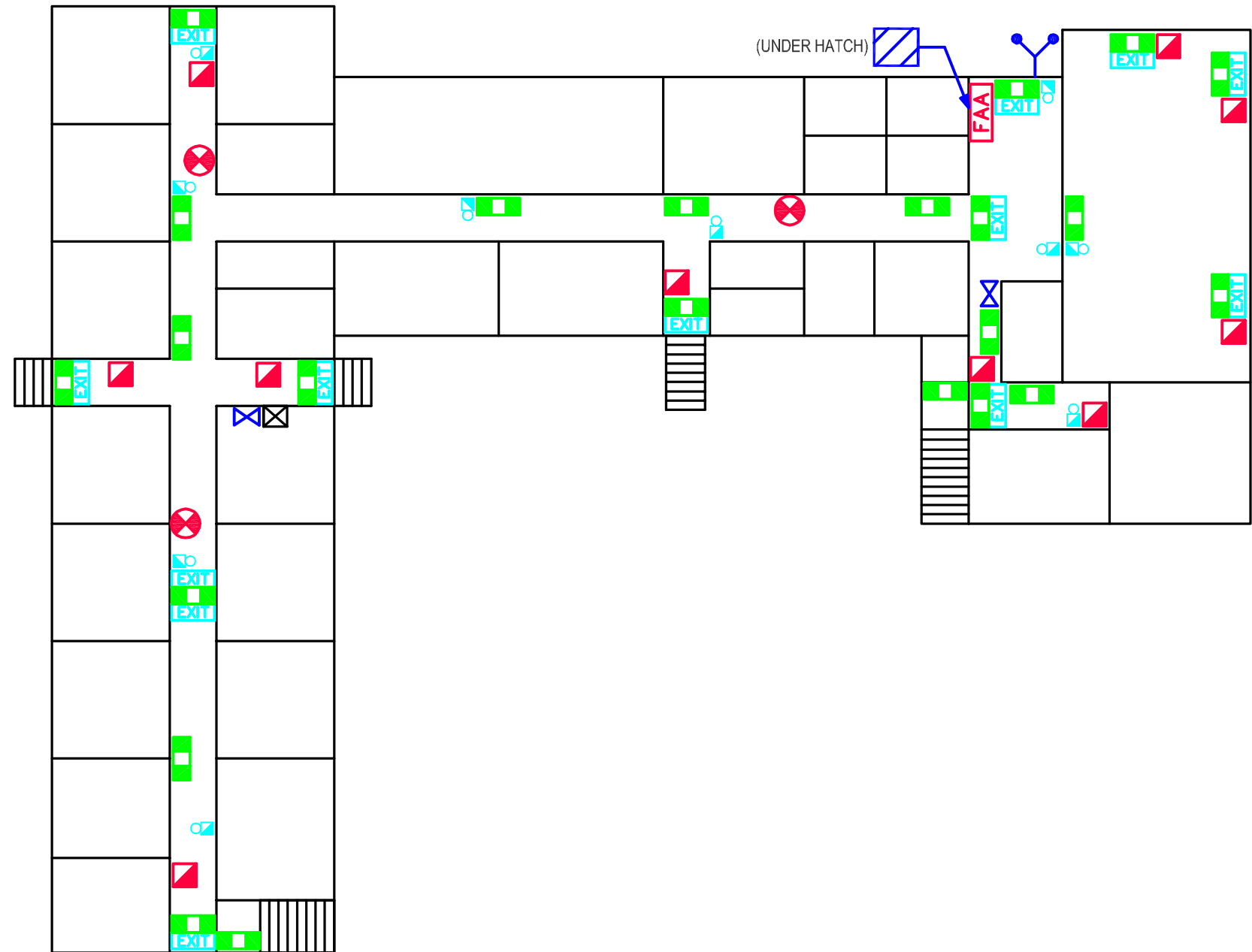
5966 SOUTH STREET
Halifax, NS

Drawing

**MAINTENANCE DRAWING
FIRST FLOOR**














Drawing no.

FSM-1



NORTH


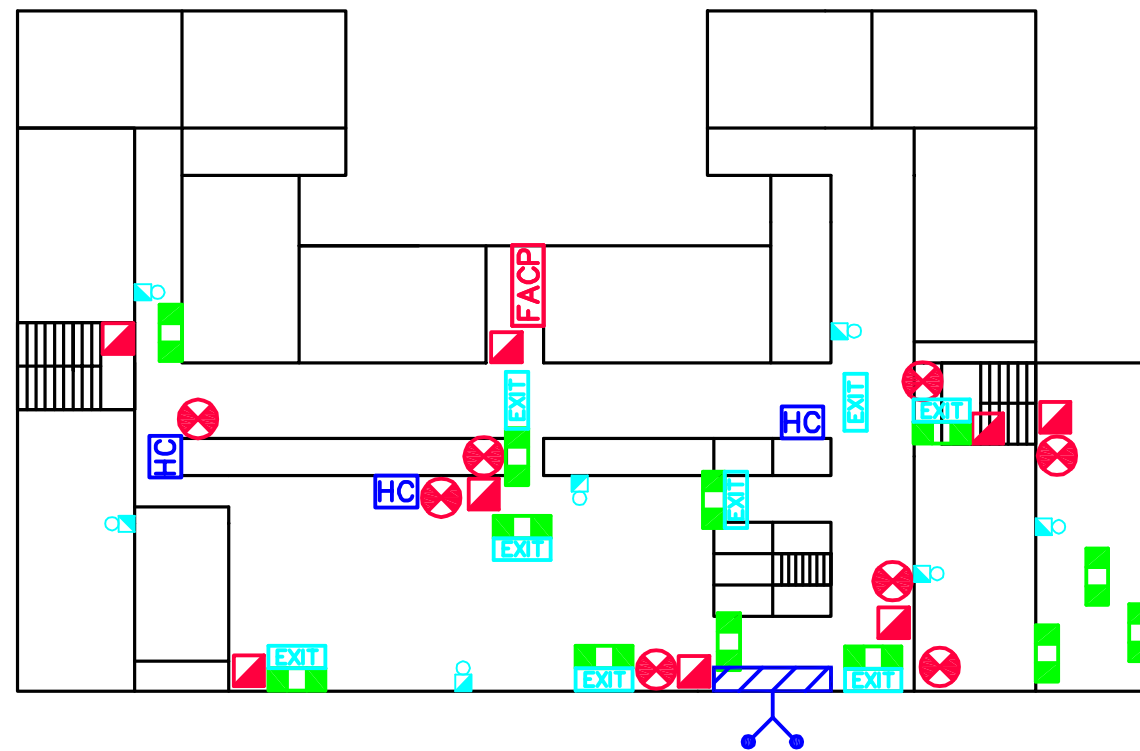
LEGEND

	CONTROL VALVE		FIRE BLANKET
	MAIN SPRINKLER VALVE, SPRINKLER HEADER & ALARM VALVE		EXIT SIGN
	FIRE DEPARTMENT CONNECTION		FIRE ALARM BELL
	FIRE ALARM CONTROL PANEL		EMERGENCY LIGHTING
	MANUAL PULL STATION		FIRE ALARM ANNUNCIATOR
	FIRE EXTINGUISHER		FIRE DAMPER
			HOSE CONNECTION

Project
GORSEBROOK JUNIOR HIGH SCHOOL
 5966 SOUTH STREET
 Halifax, NS














Drawing
MAINTENANCE DRAWING SECOND FLOOR

Drawing no.
FSM-2



NORTH


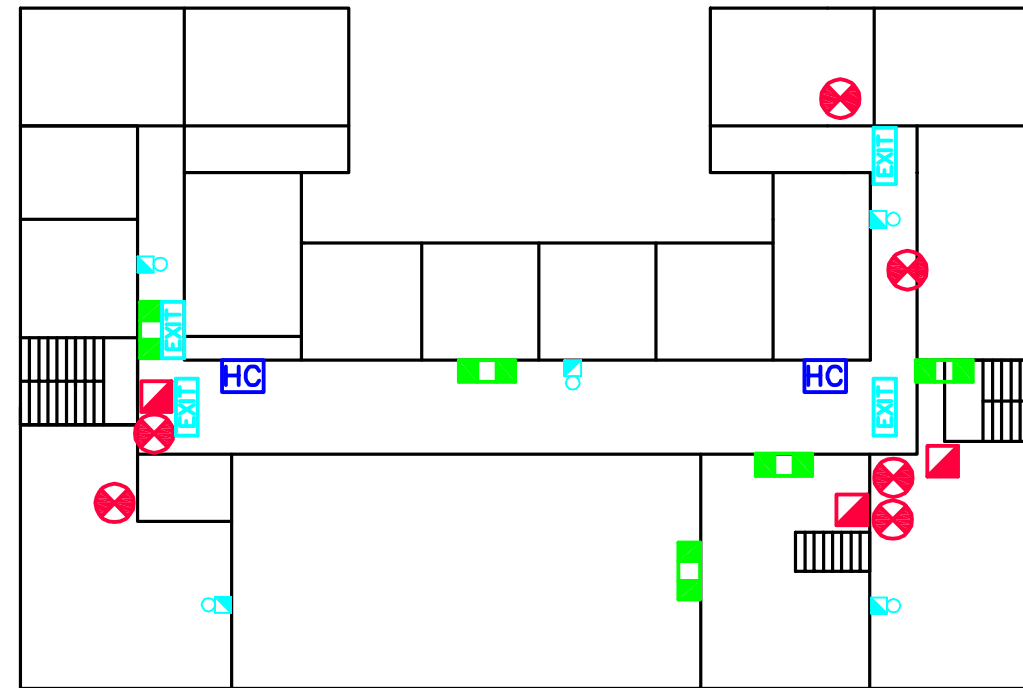
LEGEND

	CONTROL VALVE		FIRE BLANKET
	MAIN SPRINKLER VALVE , SPRINKLER HEADER & ALARM VALVE		EXIT SIGN
	FIRE DEPARTMENT CONNECTION		FIRE ALARM BELL
	FIRE ALARM CONTROL PANEL		EMERGENCY LIGHTING
	MANUAL PULL STATION		FIRE ALARM ANNUNCIATOR
	FIRE EXTINGUISHER		FIRE DAMPER
			HOSE CONNECTION

Project
CORNWALLIS JUNIOR HIGH SCHOOL
 1787 PRESTON ST.
 HALIFAX, NS

Drawing
MAINTENANCE DRAWING FIRST FLOOR

Drawing no.
FSM-1



NORTH

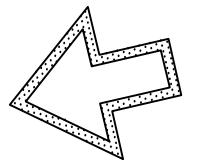
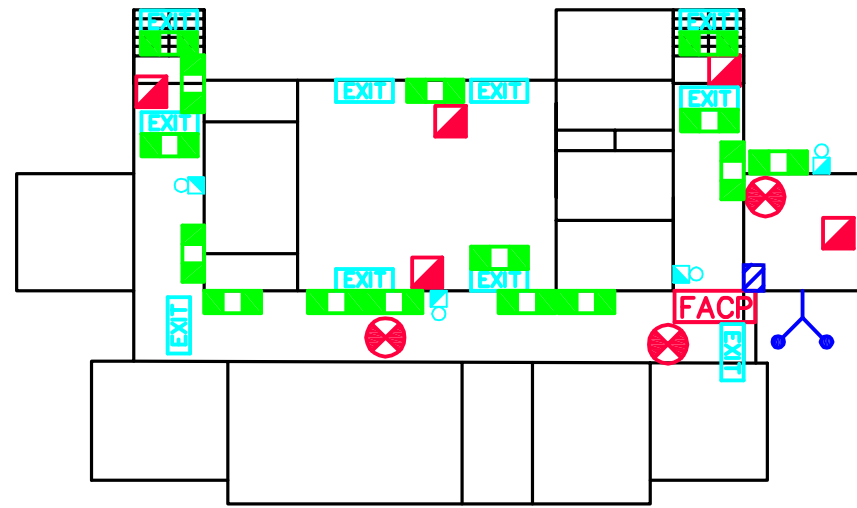
Project
CORNWALLIS JUNIOR HIGH SCHOOL
 1787 PRESTON ST.
 HALIFAX, NS

Drawing
MAINTENANCE DRAWING SECOND FLOOR

Drawing no.
FSM-2














LEGEND

	CONTROL VALVE		FIRE BLANKET
	MAIN SPRINKLER VALVE , SPRINKLER HEADER & ALARM VALVE		EXIT SIGN
	FIRE DEPARTMENT CONNECTION		FIRE ALARM BELL
	FIRE ALARM CONTROL PANEL		EMERGENCY LIGHTING
	MANUAL PULL STATION		FIRE ALARM ANNUNCIATOR
	FIRE EXTINGUISHER		FIRE DAMPER
			HOSE CONNECTION



NORTH

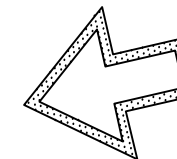
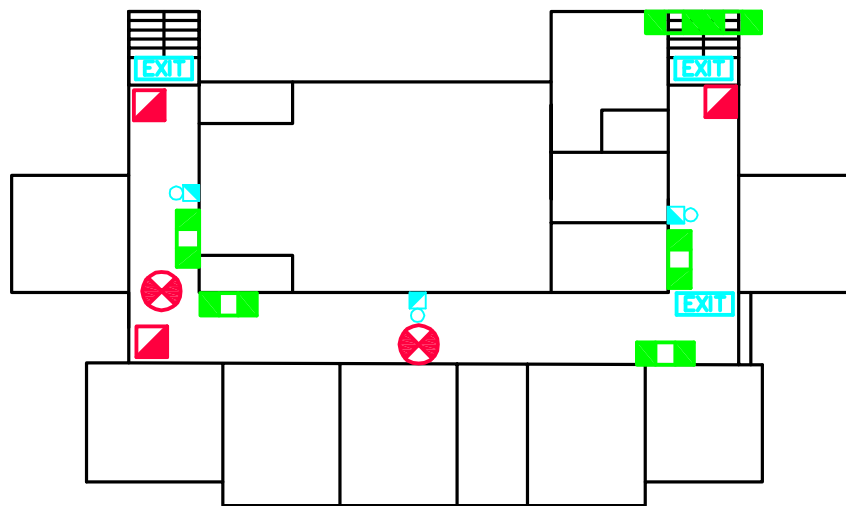
LEGEND

	CONTROL VALVE		FIRE BLANKET
	MAIN SPRINKLER VALVE , SPRINKLER HEADER & ALARM VALVE		EXIT SIGN
	FIRE DEPARTMENT CONNECTION		FIRE ALARM BELL
	FIRE ALARM CONTROL PANEL		EMERGENCY LIGHTING
	MANUAL PULL STATION		FIRE ALARM ANNUNCIATOR
	FIRE EXTINGUISHER		FIRE DAMPER
			HOSE CONNECTION

Project
**HARRIETSFIELD
 ELEMENTARY
 SCHOOL**
 1150 OLD SAMBRO RD.
 HARRIETSFIELD, NS

Drawing
**MAINTENANCE DRAWING
 FIRST FLOOR**

Drawing no.
FSM-1



NORTH

LEGEND

	CONTROL VALVE		FIRE BLANKET
	MAIN SPRINKLER VALVE , SPRINKLER HEADER & ALARM VALVE		EXIT SIGN
	FIRE DEPARTMENT CONNECTION		FIRE ALARM BELL
	FIRE ALARM CONTROL PANEL		EMERGENCY LIGHTING
	MANUAL PULL STATION		FIRE ALARM ANNUNCIATOR
	FIRE EXTINGUISHER		FIRE DAMPER
			HOSE CONNECTION

Project

**HARRIETSFIELD
ELEMENTARY
SCHOOL**

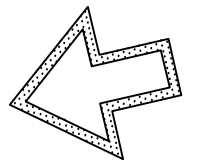
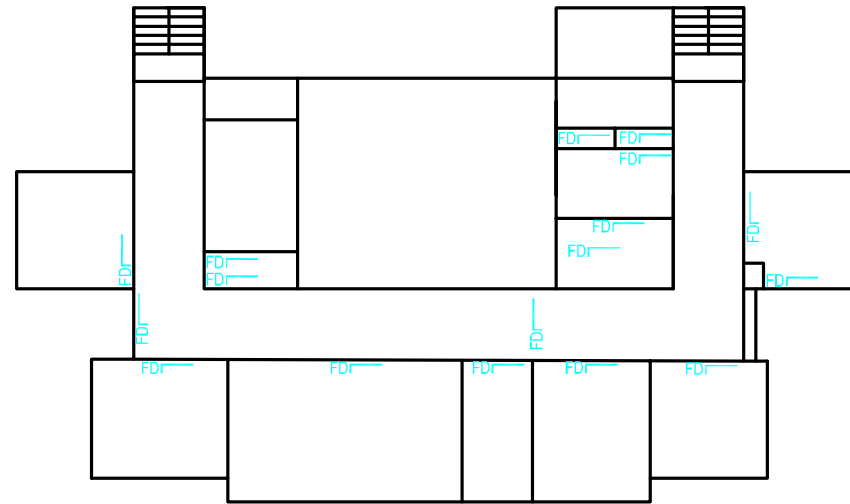
1150 OLD SAMBRO RD.
HARRIETSFIELD, NS

Drawing

**MAINTENANCE DRAWING
SECOND FLOOR**














Drawing no.

FSM-2



NORTH

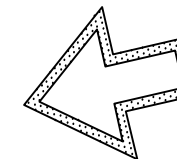
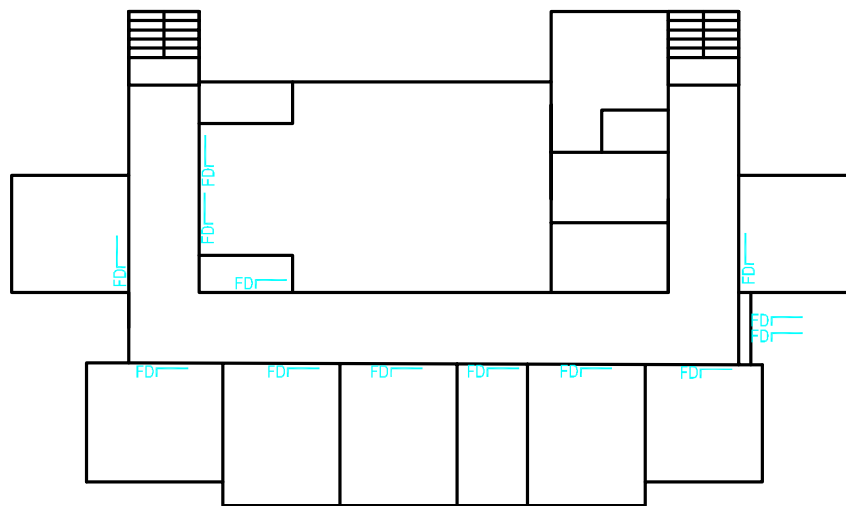
LEGEND

	CONTROL VALVE		FIRE BLANKET
	MAIN SPRINKLER VALVE , SPRINKLER HEADER & ALARM VALVE		EXIT SIGN
	FIRE DEPARTMENT CONNECTION		FIRE ALARM BELL
	FIRE ALARM CONTROL PANEL		EMERGENCY LIGHTING
	MANUAL PULL STATION		FIRE ALARM ANNUNCIATOR
	FIRE EXTINGUISHER		FIRE DAMPER
			HOSE CONNECTION

Project
**HARRIETSFIELD
 ELEMENTARY
 SCHOOL**
 1150 OLD SAMBRO RD.
 HARRIETSFIELD, NS














Drawing
**FIRE DAMPER DRAWING
 FIRST FLOOR**

Drawing no.
FSM-3



NORTH


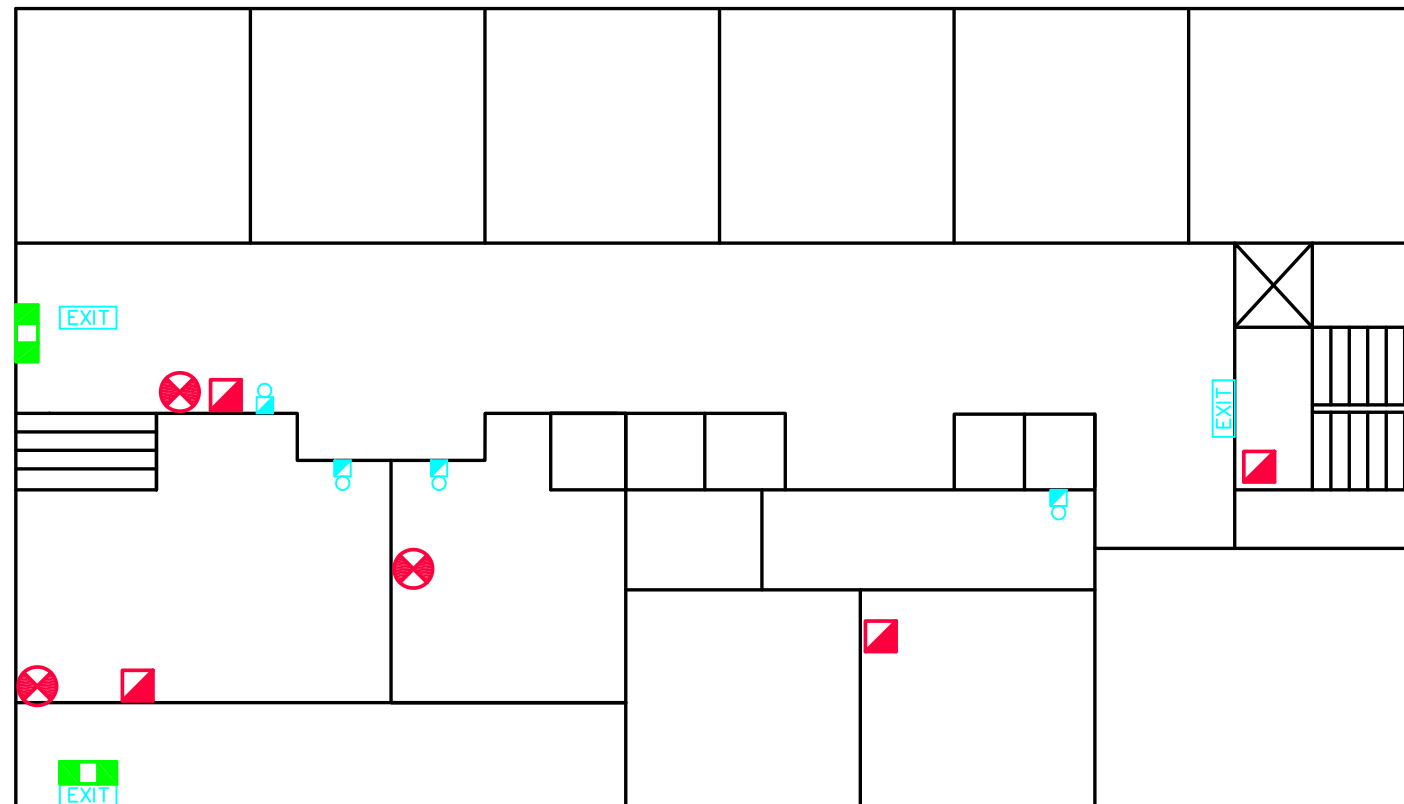
LEGEND

	CONTROL VALVE		FIRE BLANKET
	MAIN SPRINKLER VALVE , SPRINKLER HEADER & ALARM VALVE		EXIT SIGN
	FIRE DEPARTMENT CONNECTION		FIRE ALARM BELL
	FIRE ALARM CONTROL PANEL		EMERGENCY LIGHTING
	MANUAL PULL STATION		FIRE ALARM ANNUNCIATOR
	FIRE EXTINGUISHER		FIRE DAMPER
			HOSE CONNECTION

Project
**HARRIETSFIELD
 ELEMENTARY
 SCHOOL**
 1150 OLD SAMBRO RD.
 HARRIETSFIELD, NS














Drawing
**FIRE DAMPER DRAWING
 SECOND FLOOR**

Drawing no.
FSM-4



NORTH

LEGEND

	CONTROL VALVE		FIRE BLANKET
	MAIN SPRINKLER VALVE , SPRINKLER HEADER & ALARM VALVE		EXIT SIGN
	FIRE DEPARTMENT CONNECTION		FIRE ALARM BELL
	FIRE ALARM CONTROL PANEL		EMERGENCY LIGHTING
	MANUAL PULL STATION		FIRE ALARM ANNUNCIATOR
	FIRE EXTINGUISHER		FIRE DAMPER
			HOSE CONNECTION

Project

**HERRING COVE
JUNIOR HIGH
SCHOOL**


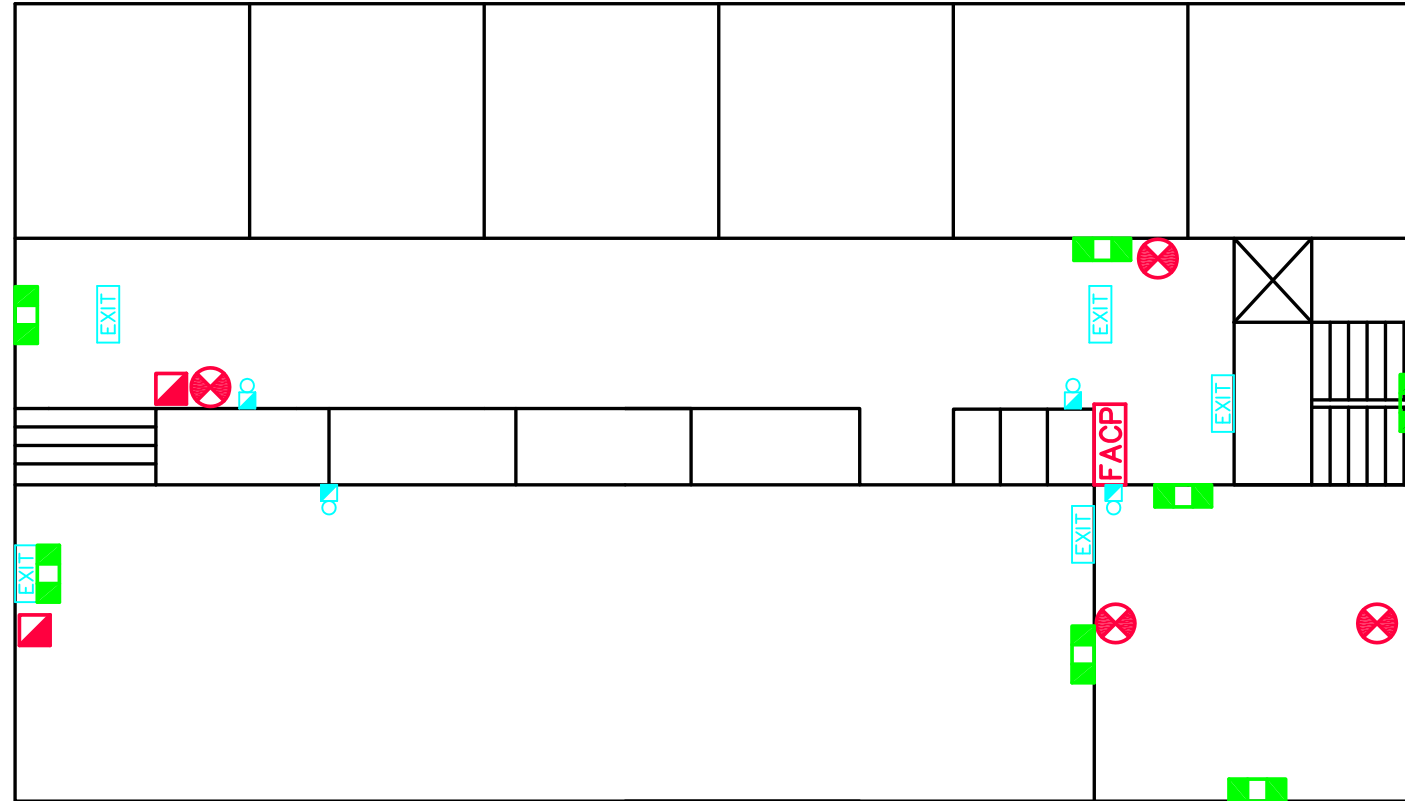
7 LANCASTER DRIVE
HERRING COVE, NS

Drawing

**MAINTENANCE DRAWING
FIRST FLOOR**














Drawing no.

FSM-1



NORTH

LEGEND

	CONTROL VALVE		FIRE BLANKET
	MAIN SPRINKLER VALVE , SPRINKLER HEADER & ALARM VALVE		EXIT SIGN
	FIRE DEPARTMENT CONNECTION		FIRE ALARM BELL
	FIRE ALARM CONTROL PANEL		EMERGENCY LIGHTING
	MANUAL PULL STATION		FIRE ALARM ANNUNCIATOR
	FIRE EXTINGUISHER		FIRE DAMPER
			HOSE CONNECTION

Project

**HERRING COVE
JUNIOR HIGH
SCHOOL**


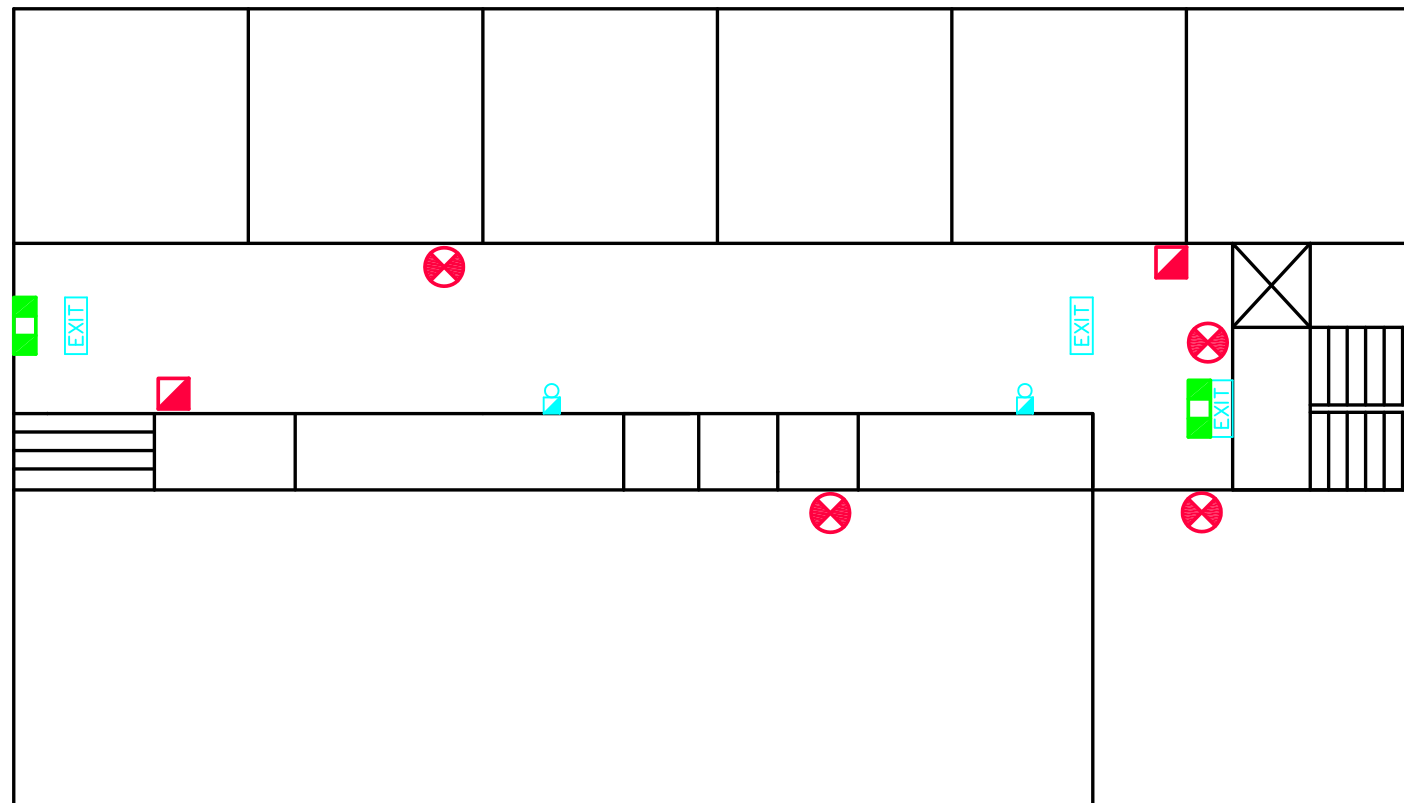
7 LANCASTER DRIVE
HERRING COVE, NS

Drawing

**MAINTENANCE DRAWING
SECOND FLOOR**














Drawing no.

FSM-2



NORTH

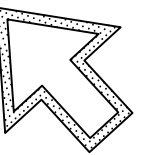
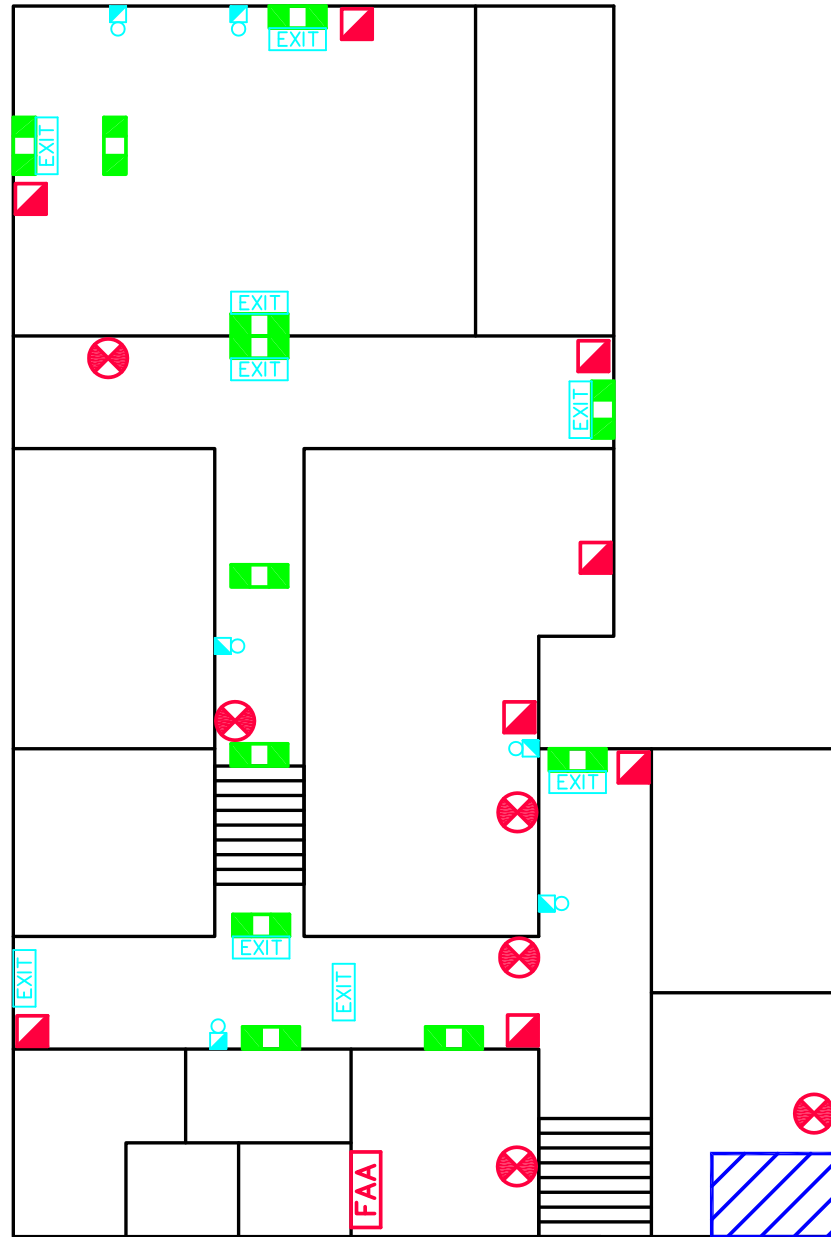
LEGEND

	CONTROL VALVE		FIRE BLANKET
	MAIN SPRINKLER VALVE , SPRINKLER HEADER & ALARM VALVE		EXIT SIGN
	FIRE DEPARTMENT CONNECTION		FIRE ALARM BELL
	FIRE ALARM CONTROL PANEL		EMERGENCY LIGHTING
	MANUAL PULL STATION		FIRE ALARM ANNUNCIATOR
	FIRE EXTINGUISHER		FIRE DAMPER
			HOSE CONNECTION

Project
**HERRING COVE
 JUNIOR HIGH
 SCHOOL**
 7 LANCASTER DRIVE
 HERRING COVE, NS














Drawing
**MAINTENANCE DRAWING
 THIRD FLOOR**

Drawing no.
FSM-3



NORTH

LEGEND

	CONTROL VALVE		FIRE BLANKET
	MAIN SPRINKLER VALVE , SPRINKLER HEADER & ALARM VALVE		EXIT SIGN
	FIRE DEPARTMENT CONNECTION		FIRE ALARM BELL
	FIRE ALARM CONTROL PANEL		EMERGENCY LIGHTING
	MANUAL PULL STATION		FIRE ALARM ANNUNCIATOR
	FIRE EXTINGUISHER		FIRE DAMPER
			HOSE CONNECTION

Project

**HIGHLAND PARK
JUNIOR HIGH
SCHOOL**


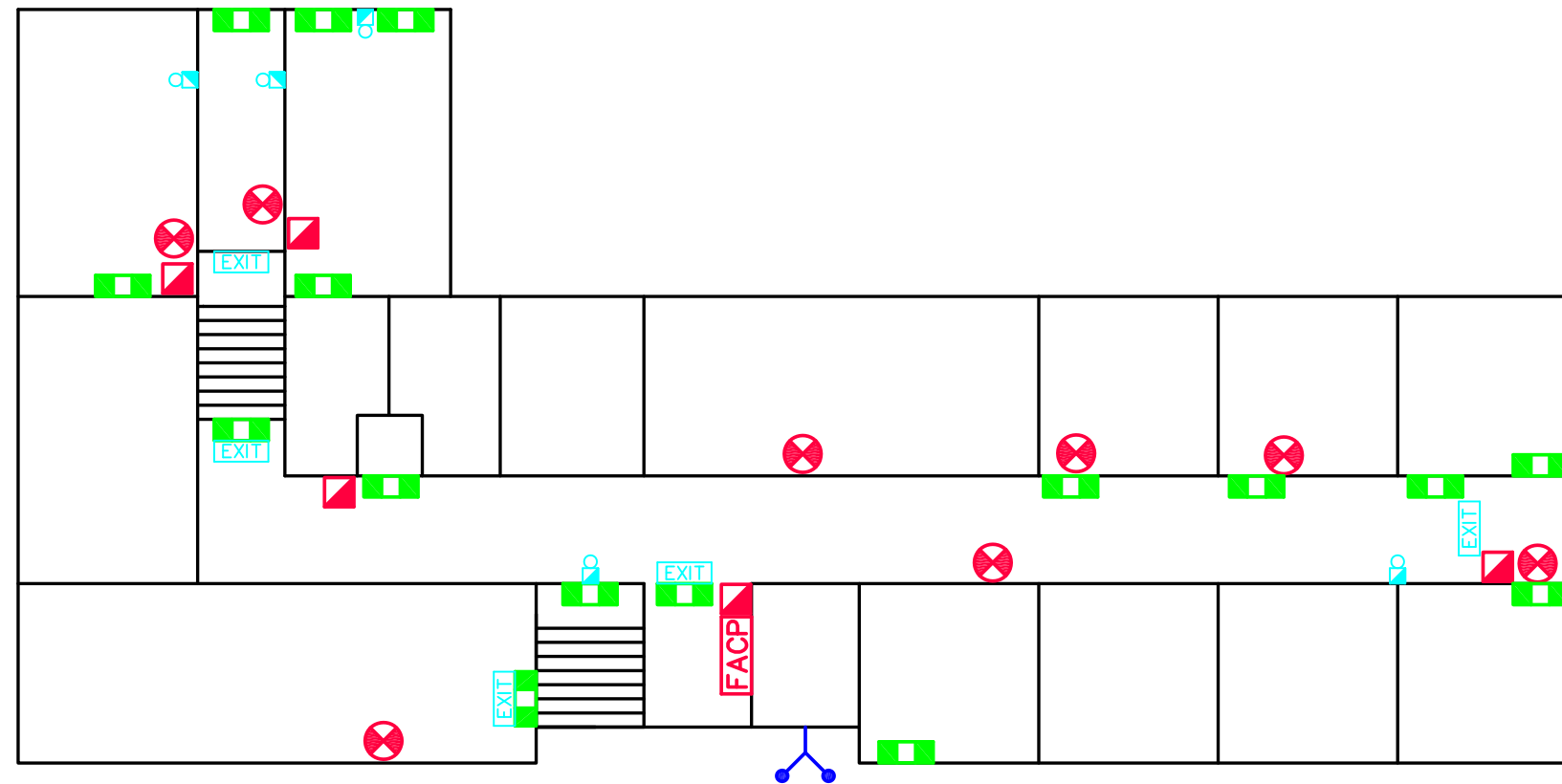
3479 ROBIE STREET
HALIFAX, NS

Drawing

**MAINTENANCE DRAWING
FIRST FLOOR**

Drawing no.

FSM-1



NORTH

LEGEND

	CONTROL VALVE		FIRE BLANKET
	MAIN SPRINKLER VALVE , SPRINKLER HEADER & ALARM VALVE		EXIT SIGN
	FIRE DEPARTMENT CONNECTION		FIRE ALARM BELL
	FIRE ALARM CONTROL PANEL		EMERGENCY LIGHTING
	MANUAL PULL STATION		FIRE ALARM ANNUNCIATOR
	FIRE EXTINGUISHER		FIRE DAMPER
			HOSE CONNECTION

Project

**HIGHLAND PARK
JUNIOR HIGH
SCHOOL**

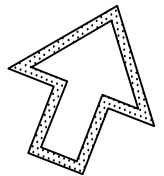
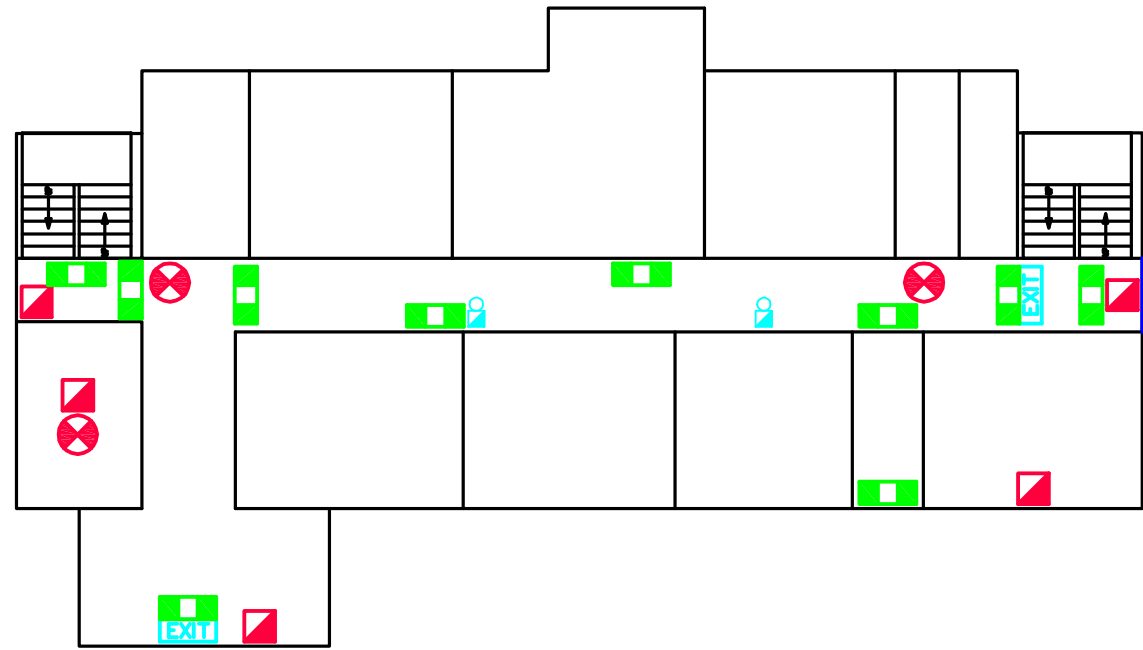
3479 ROBIE STREET
HALIFAX, NS

Drawing

**MAINTENANCE DRAWING
SECOND FLOOR**

Drawing no.

FSM-2



NORTH

LEGEND

	CONTROL VALVE		FIRE BLANKET
	MAIN SPRINKLER VALVE , SPRINKLER HEADER & ALARM VALVE		EXIT SIGN
	FIRE DEPARTMENT CONNECTION		FIRE ALARM BELL
	FIRE ALARM CONTROL PANEL		EMERGENCY LIGHTING
	MANUAL PULL STATION		FIRE ALARM ANNUNCIATOR
	FIRE EXTINGUISHER		FIRE DAMPER
			HOSE CONNECTION

Project

**INGLIS STREET
ELEMENTARY SCHOOL**

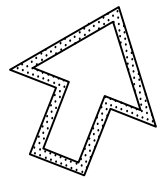
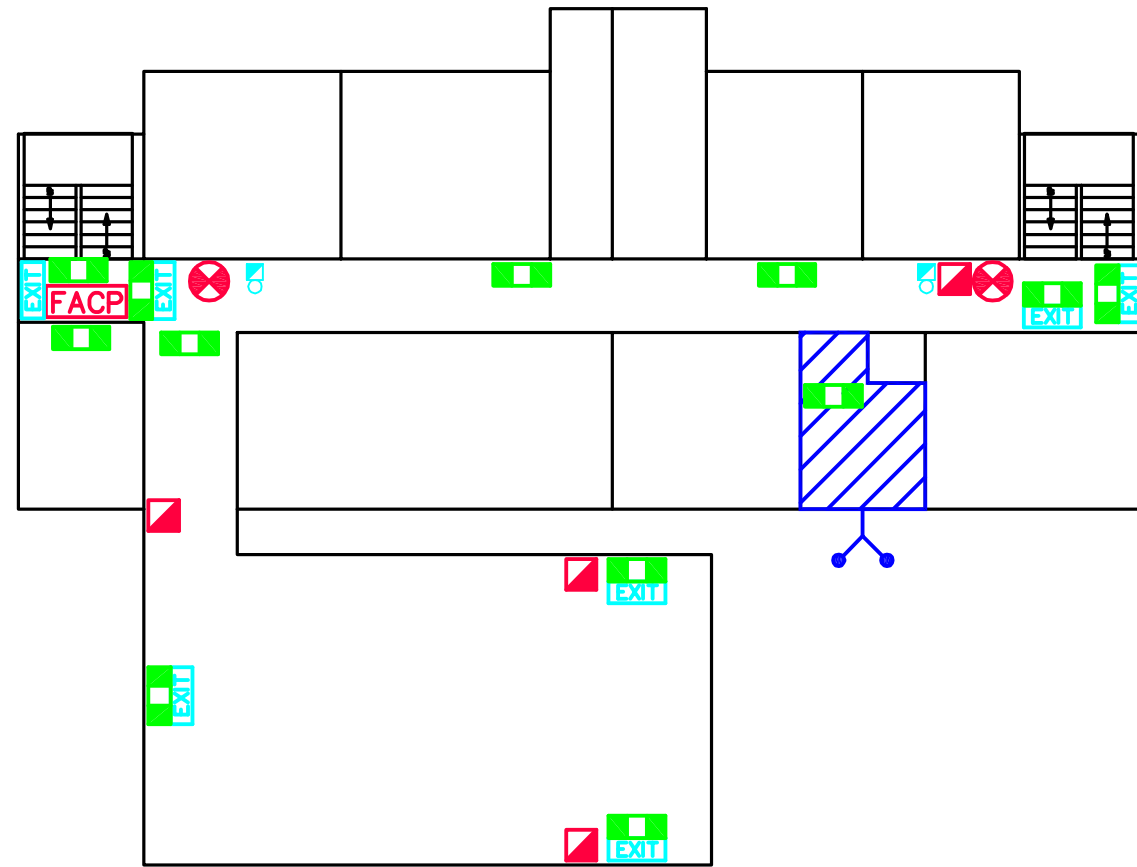
5985 INGLIS STREET
Halifax, NS

Drawing

**MAINTENANCE DRAWING
FIRST FLOOR**














Drawing no.

FSM-1



NORTH

LEGEND

	CONTROL VALVE		FIRE BLANKET
	MAIN SPRINKLER VALVE , SPRINKLER HEADER & ALARM VALVE		EXIT SIGN
	FIRE DEPARTMENT CONNECTION		FIRE ALARM BELL
	FIRE ALARM CONTROL PANEL		EMERGENCY LIGHTING
	MANUAL PULL STATION		FIRE ALARM ANNUNCIATOR
	FIRE EXTINGUISHER		FIRE DAMPER
			HOSE CONNECTION

Project

**INGLIS STREET
ELEMENTARY SCHOOL**

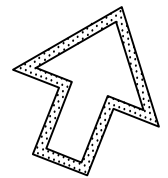
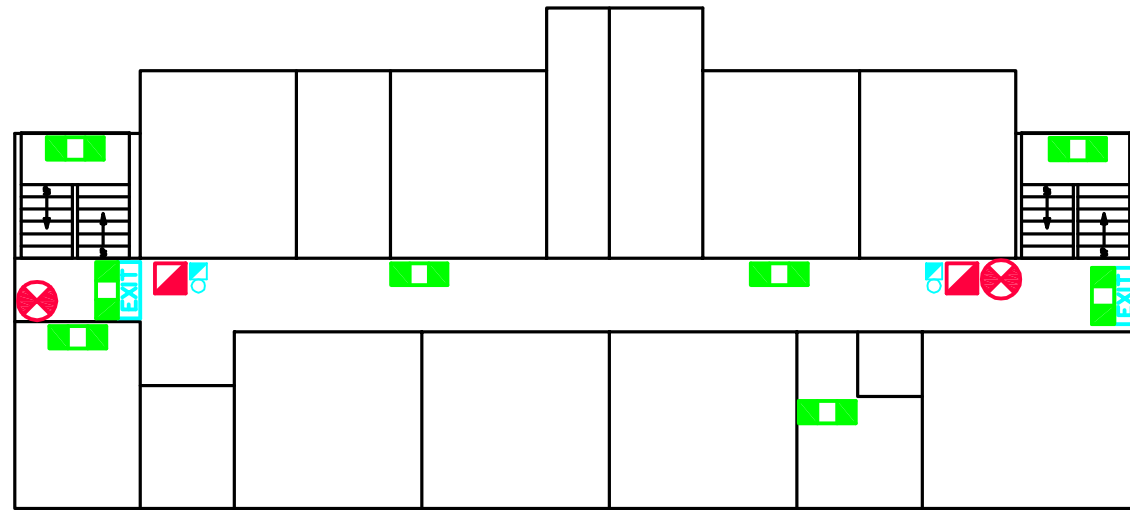
5985 INGLIS STREET
Halifax, NS

Drawing

**MAINTENANCE DRAWING
SECOND FLOOR**














Drawing no.

FSM-2



NORTH

LEGEND

	CONTROL VALVE		FIRE BLANKET
	MAIN SPRINKLER VALVE, SPRINKLER HEADER & ALARM VALVE		EXIT SIGN
	FIRE DEPARTMENT CONNECTION		FIRE ALARM BELL
	FIRE ALARM CONTROL PANEL		EMERGENCY LIGHTING
	MANUAL PULL STATION		FIRE ALARM ANNUNCIATOR
	FIRE EXTINGUISHER		FIRE DAMPER
			HOSE CONNECTION

Project

**INGLIS STREET
ELEMENTARY SCHOOL**


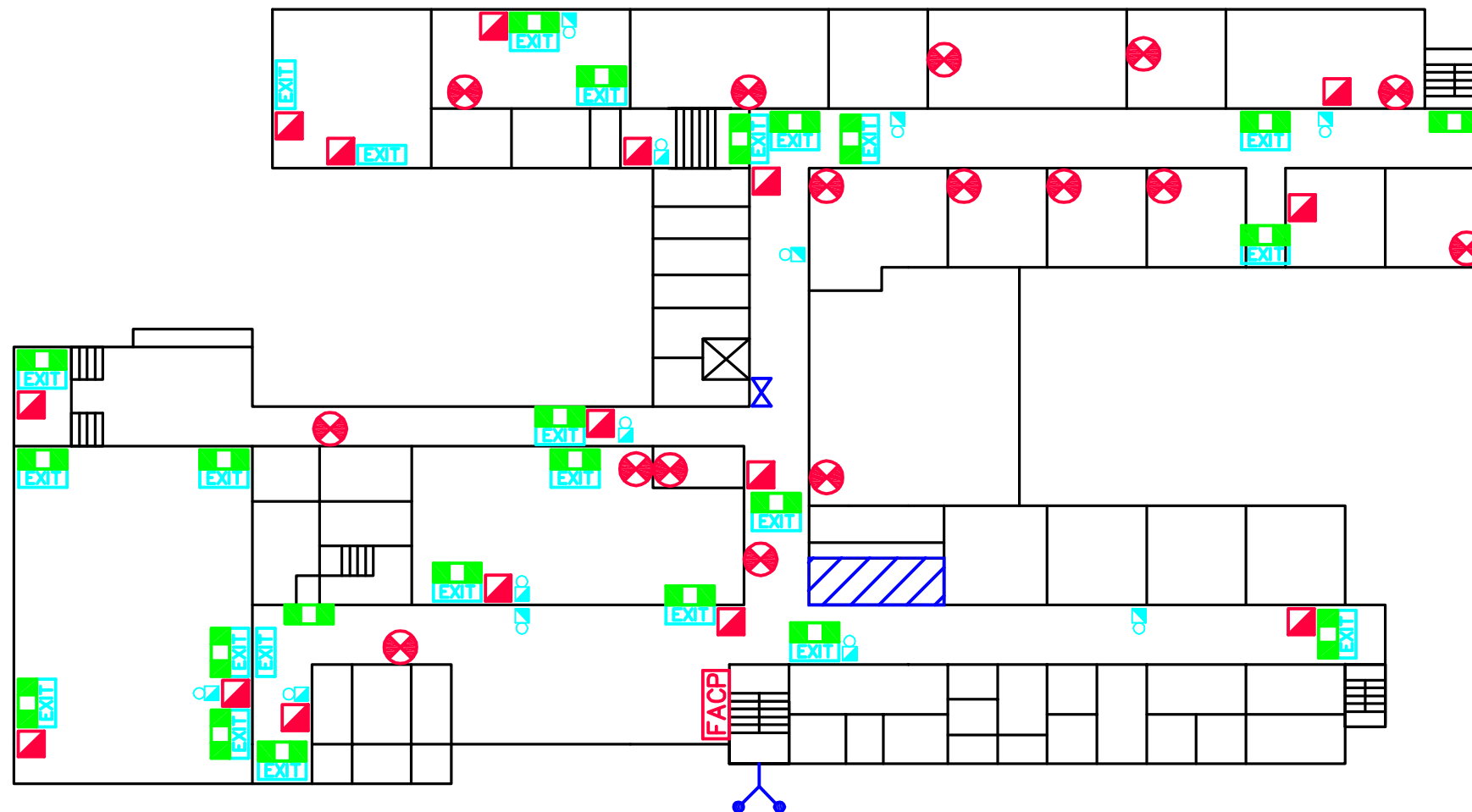
5985 INGLIS STREET
Halifax, NS

Drawing

**MAINTENANCE DRAWING
THIRD FLOOR**














Drawing no.

FSM-3



NORTH

LEGEND

	CONTROL VALVE		FIRE BLANKET
	MAIN SPRINKLER VALVE, SPRINKLER HEADER & ALARM VALVE		EXIT SIGN
	FIRE DEPARTMENT CONNECTION		FIRE ALARM BELL
	FIRE ALARM CONTROL PANEL		EMERGENCY LIGHTING
	MANUAL PULL STATION		FIRE ALARM ANNUNCIATOR
	FIRE EXTINGUISHER		FIRE DAMPER
			HOSE CONNECTION

Project

**J.L. ILSLEY
HIGH SCHOOL**


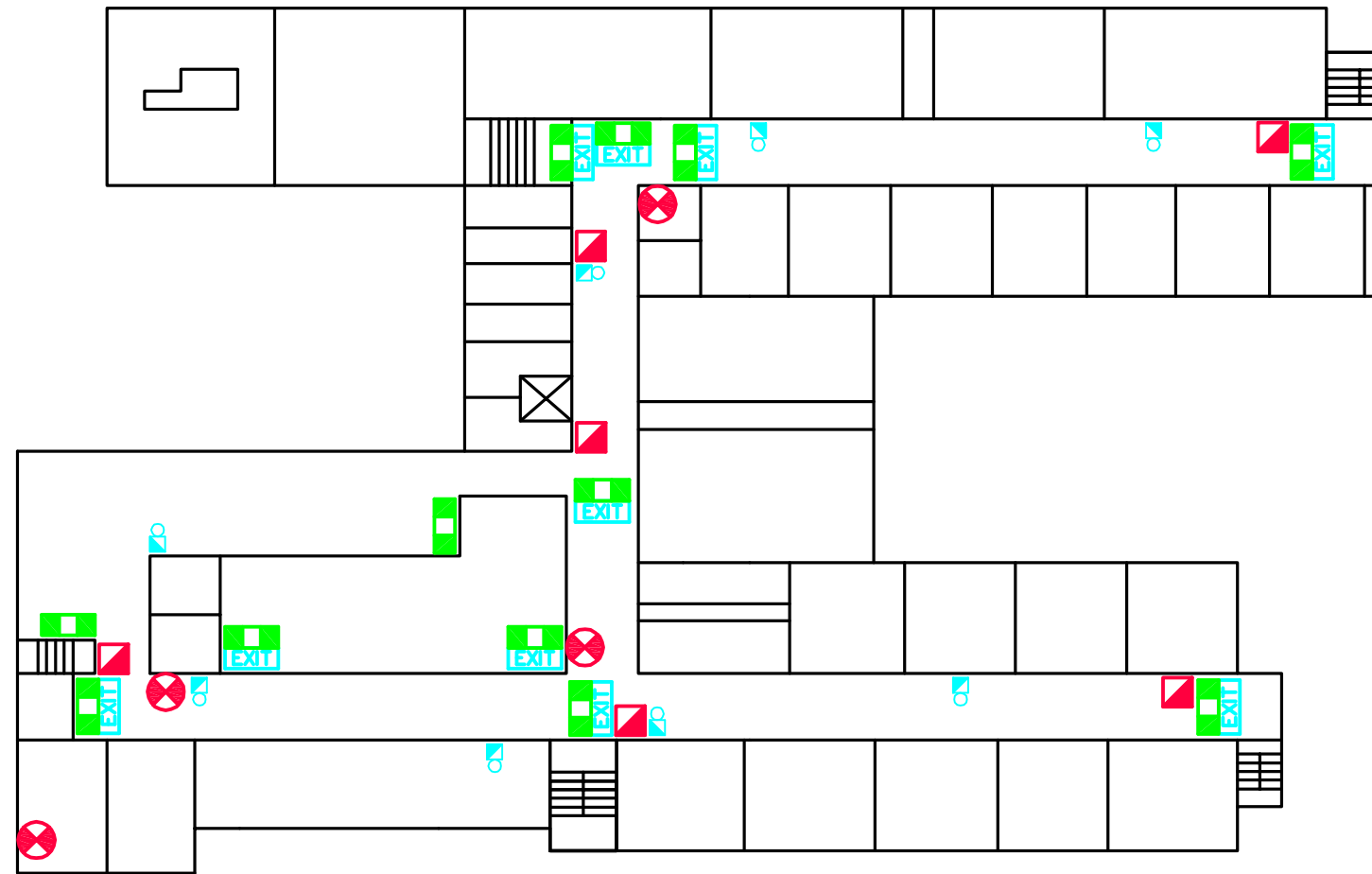
38 SYLVIA AVE.
Halifax, NS

Drawing

**MAINTENANCE DRAWING
FIRST FLOOR**














Drawing no.

FSM-1



NORTH

LEGEND

	CONTROL VALVE		FIRE BLANKET
	MAIN SPRINKLER VALVE, SPRINKLER HEADER & ALARM VALVE		EXIT SIGN
	FIRE DEPARTMENT CONNECTION		FIRE ALARM BELL
	FIRE ALARM CONTROL PANEL		EMERGENCY LIGHTING
	MANUAL PULL STATION		FIRE ALARM ANNUNCIATOR
	FIRE EXTINGUISHER		FIRE DAMPER
			HOSE CONNECTION

Project

**J.L. ILSLEY
HIGH SCHOOL**


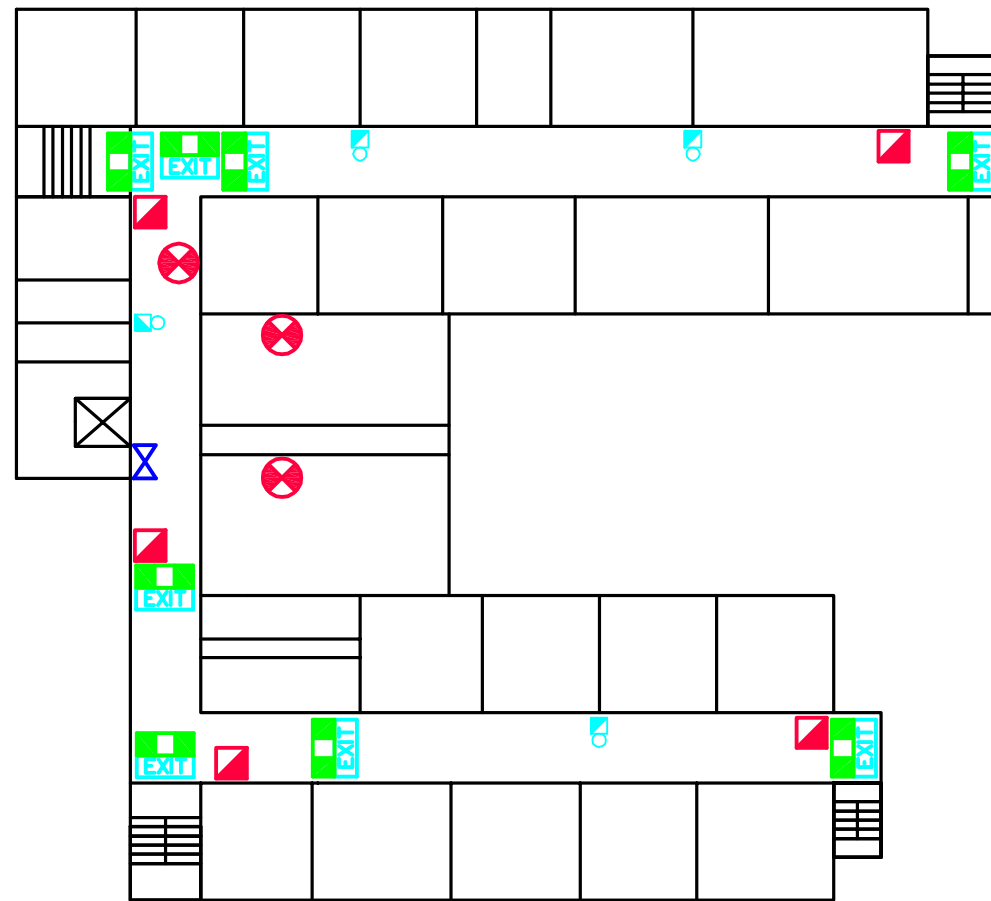
38 SYLVIA AVE.
Halifax, NS

Drawing

**MAINTENANCE DRAWING
SECOND FLOOR**














Drawing no.

FSM-2



NORTH

LEGEND

	CONTROL VALVE		FIRE BLANKET
	MAIN SPRINKLER VALVE, SPRINKLER HEADER & ALARM VALVE		EXIT SIGN
	FIRE DEPARTMENT CONNECTION		FIRE ALARM BELL
	FIRE ALARM CONTROL PANEL		EMERGENCY LIGHTING
	MANUAL PULL STATION		FIRE ALARM ANNUNCIATOR
	FIRE EXTINGUISHER		FIRE DAMPER
			HOSE CONNECTION

Project

**J.L. ILSLEY
HIGH SCHOOL**

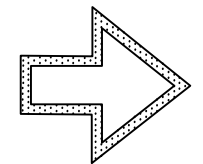
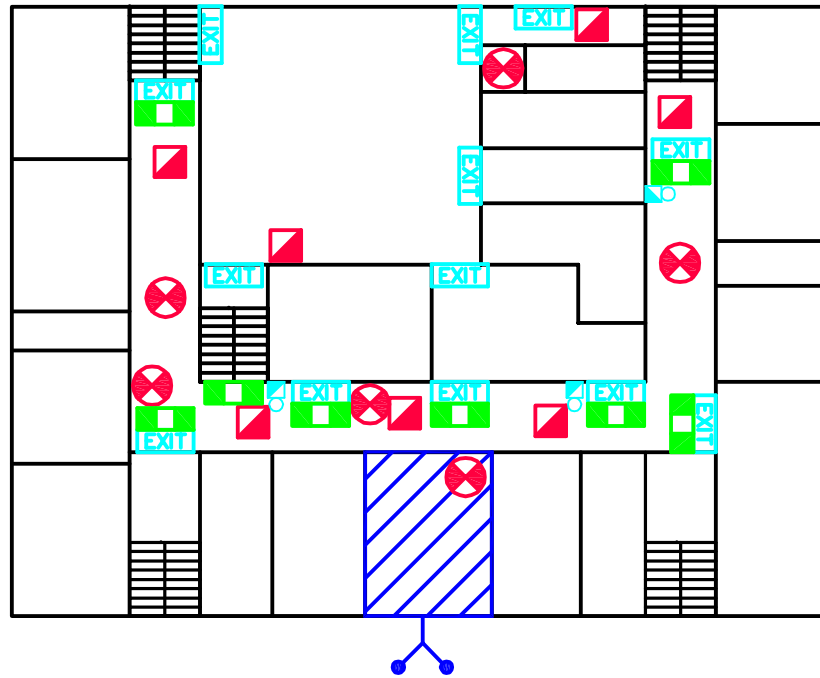
38 SYLVIA AVE.
Halifax, NS

Drawing

**MAINTENANCE DRAWING
THIRD FLOOR**














Drawing no.

FSM-3



NORTH

LEGEND

	CONTROL VALVE		FIRE BLANKET
	MAIN SPRINKLER VALVE , SPRINKLER HEADER & ALARM VALVE		EXIT SIGN
	FIRE DEPARTMENT CONNECTION		FIRE ALARM BELL
	FIRE ALARM CONTROL PANEL		EMERGENCY LIGHTING
	MANUAL PULL STATION		FIRE ALARM ANNUNCIATOR
	FIRE EXTINGUISHER		FIRE DAMPER
			HOSE CONNECTION

Project

**JOHN W. MACLEOD
ELEMENTARY
SCHOOL**

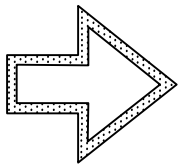
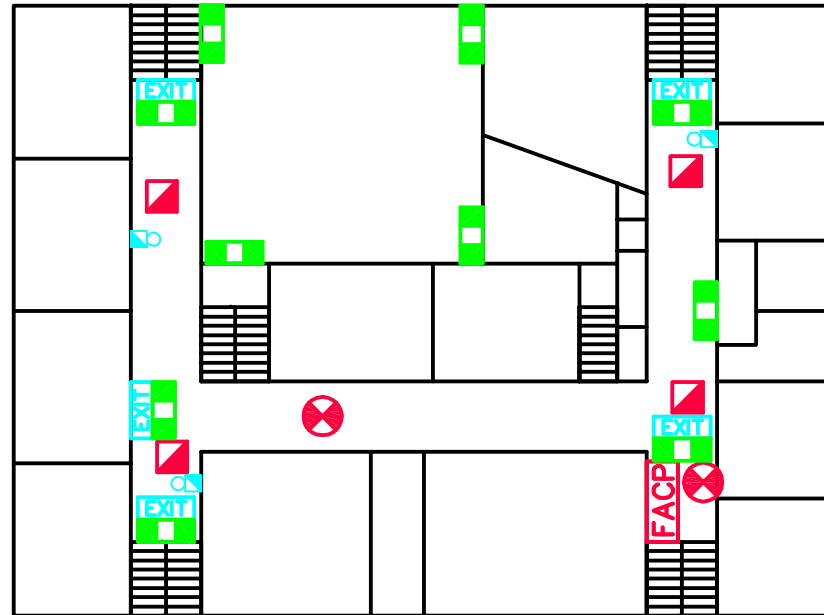
159 PURCELLS COVE RD.
HALIFAX, NS

Drawing

**MAINTENANCE DRAWING
FIRST FLOOR**














Drawing no.

FSM-1



NORTH

LEGEND

	CONTROL VALVE		FIRE BLANKET
	MAIN SPRINKLER VALVE, SPRINKLER HEADER & ALARM VALVE		EXIT SIGN
	FIRE DEPARTMENT CONNECTION		FIRE ALARM BELL
	FIRE ALARM CONTROL PANEL		EMERGENCY LIGHTING
	MANUAL PULL STATION		FIRE ALARM ANNUNCIATOR
	FIRE EXTINGUISHER		FIRE DAMPER
			HOSE CONNECTION

Project

**JOHN W. MACLEOD
ELEMENTARY
SCHOOL**

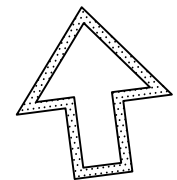
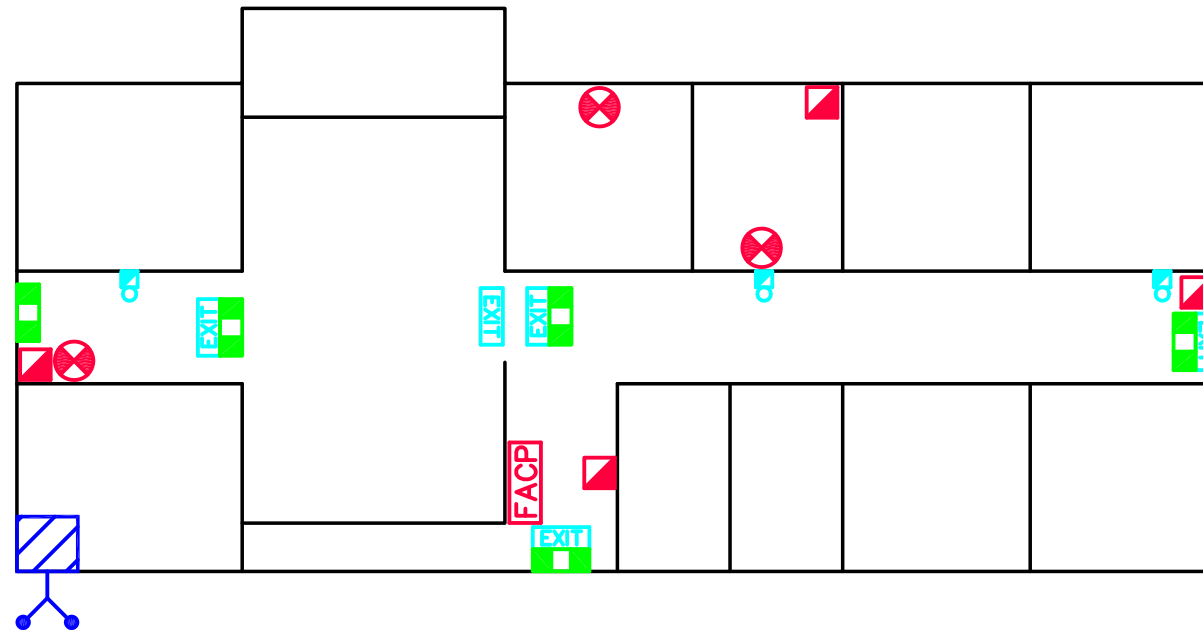
159 PURCELLS COVE RD.
HALIFAX, NS

Drawing

**MAINTENANCE DRAWING
SECOND FLOOR**














Drawing no.

FSM-2



NORTH

LEGEND

	CONTROL VALVE		FIRE BLANKET
	MAIN SPRINKLER VALVE , SPRINKLER HEADER & ALARM VALVE		EXIT SIGN
	FIRE DEPARTMENT CONNECTION		FIRE ALARM BELL
	FIRE ALARM CONTROL PANEL		EMERGENCY LIGHTING
	MANUAL PULL STATION		FIRE ALARM ANNUNCIATOR
	FIRE EXTINGUISHER		FIRE DAMPER
			HOSE CONNECTION

Project

**J.W. MACLEOD
ELEMENTARY
SCHOOL
(FLEMING TOWER)**

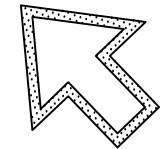
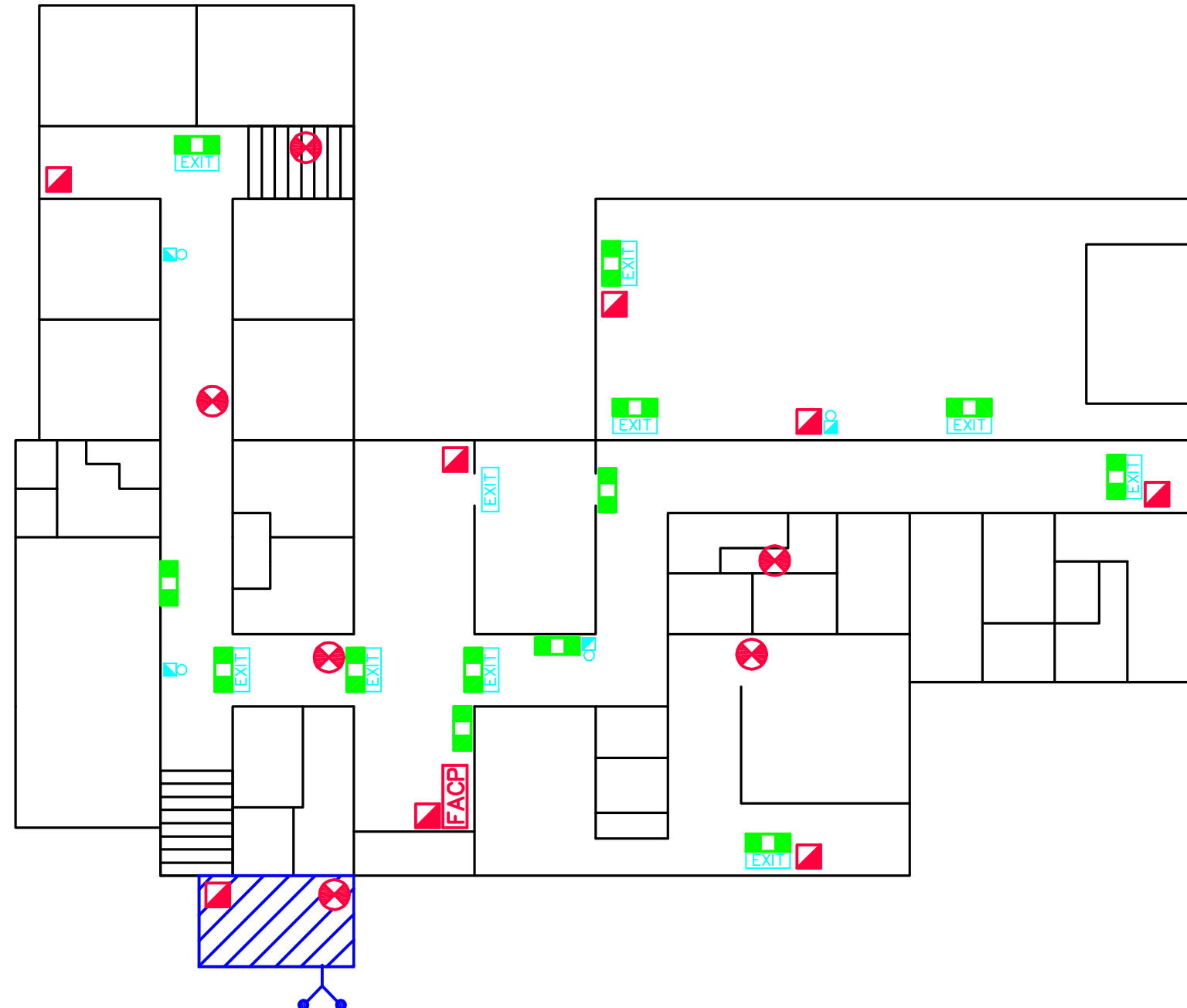
25 RANDOLPH STREET
HALIFAX, NS

Drawing

**MAINTENANCE DRAWING
FIRST FLOOR**

Drawing no.

FSM-1



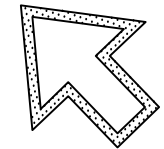
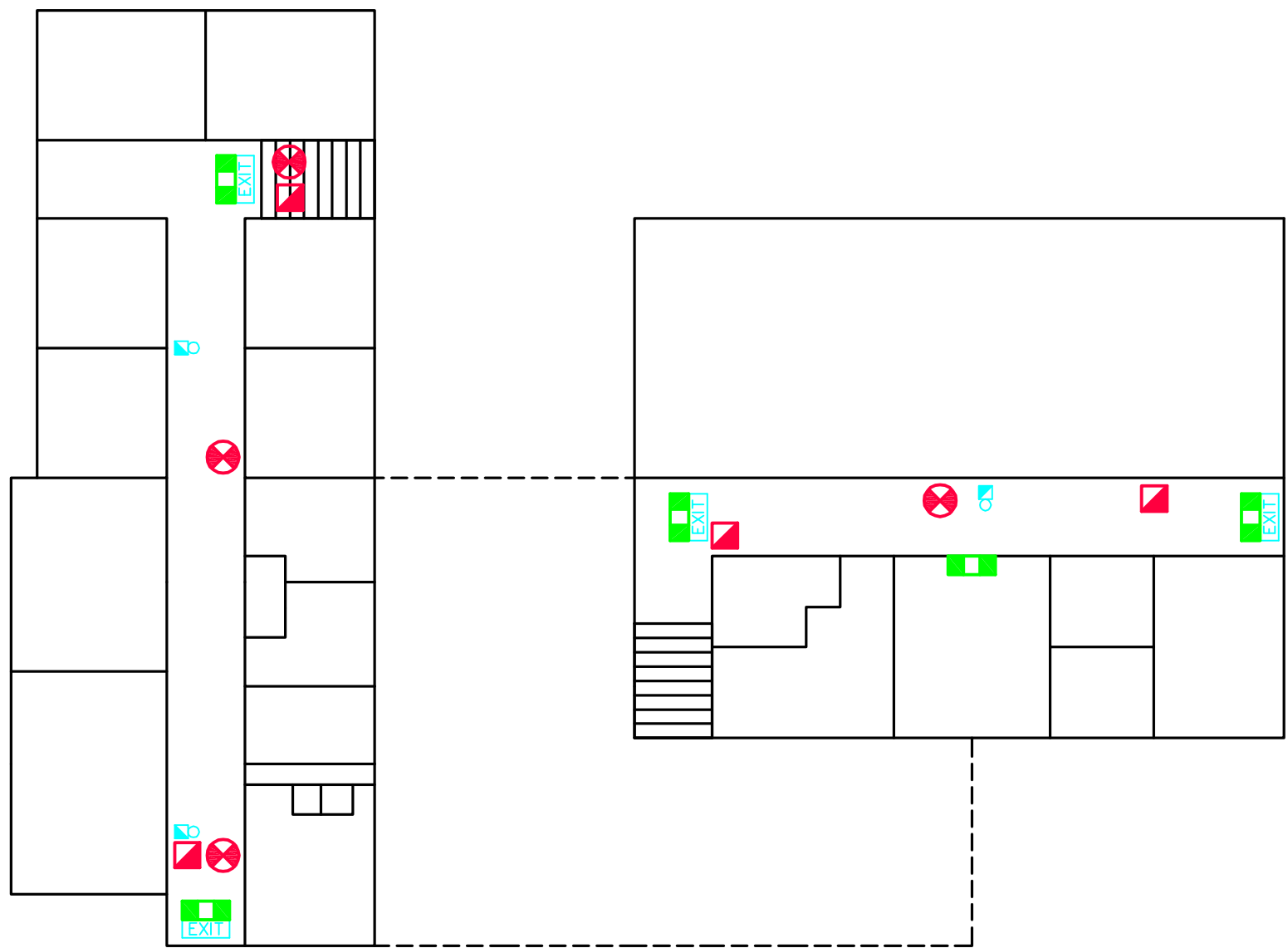
NORTH

LEGEND			
	CONTROL VALVE		FIRE BLANKET
	MAIN SPRINKLER VALVE, SPRINKLER HEADER & ALARM VALVE		EXIT SIGN
	FIRE DEPARTMENT CONNECTION		FIRE ALARM BELL
	FIRE ALARM CONTROL PANEL		EMERGENCY LIGHTING
	MANUAL PULL STATION		FIRE ALARM ANNUNCIATOR
	FIRE EXTINGUISHER		FIRE DAMPER
			HOSE CONNECTION

Project
JOSEPH HOWE SCHOOL
 2557 MAYNARD STREET
 Halifax, NS

Drawing
MAINTENANCE DRAWING FIRST FLOOR

Drawing no.
FSM-1



NORTH

LEGEND			
	CONTROL VALVE		FIRE BLANKET
	MAIN SPRINKLER VALVE, SPRINKLER HEADER & ALARM VALVE		EXIT SIGN
	FIRE DEPARTMENT CONNECTION		FIRE ALARM BELL
	FIRE ALARM CONTROL PANEL		EMERGENCY LIGHTING
	MANUAL PULL STATION		FIRE ALARM ANNUNCIATOR
	FIRE EXTINGUISHER		FIRE DAMPER
			HOSE CONNECTION

Project

JOSEPH HOWE SCHOOL

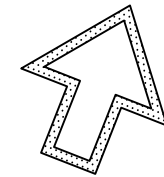
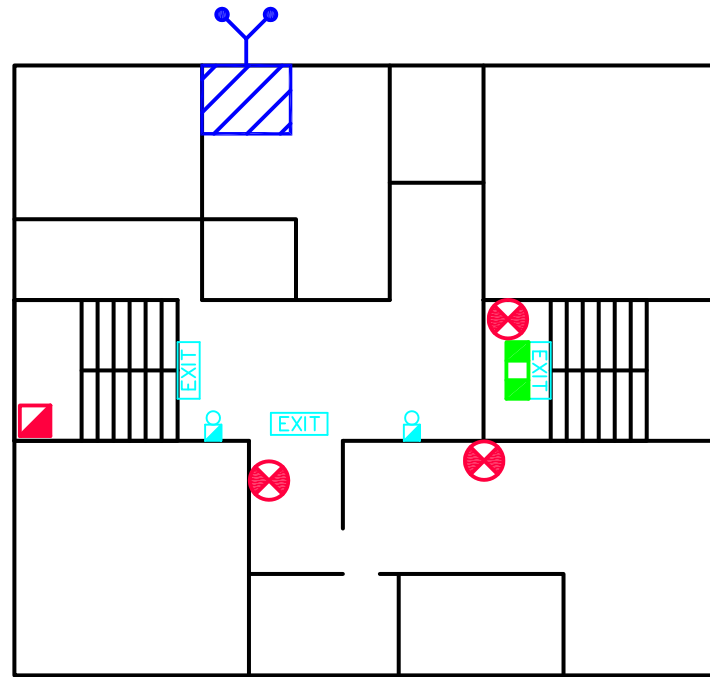
2557 MAYNARD STREET
Halifax, NS

Drawing

**MAINTENANCE DRAWING
SECOND FLOOR**














Drawing no.

FSM-2



NORTH

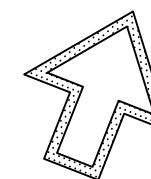
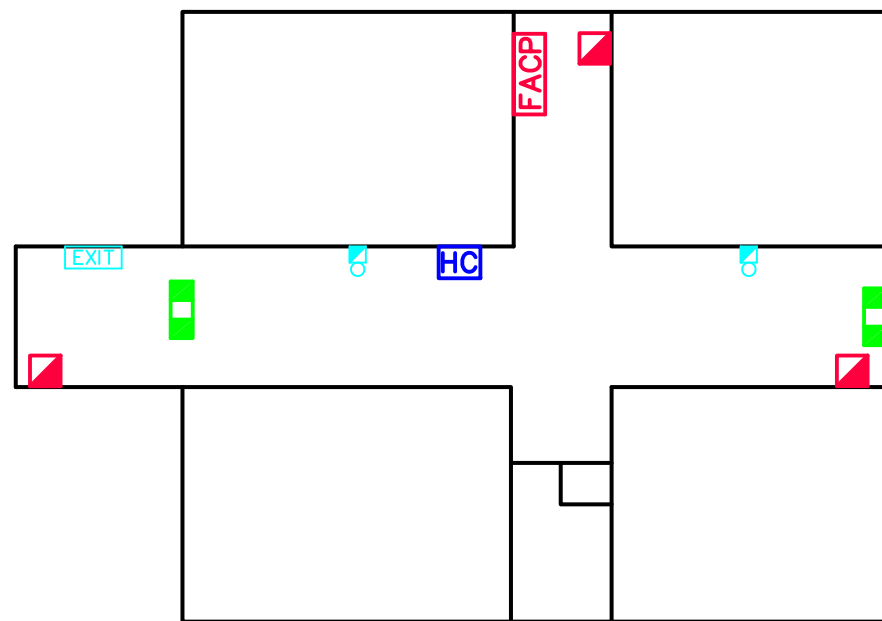
LEGEND

	CONTROL VALVE		FIRE BLANKET
	MAIN SPRINKLER VALVE , SPRINKLER HEADER & ALARM VALVE		EXIT SIGN
	FIRE DEPARTMENT CONNECTION		FIRE ALARM BELL
	FIRE ALARM CONTROL PANEL		EMERGENCY LIGHTING
	MANUAL PULL STATION		FIRE ALARM ANNUNCIATOR
	FIRE EXTINGUISHER		FIRE DAMPER
			HOSE CONNECTION

Project
LE MARCHANT - ANNEX BUILDING
 6166 WATT ST.
 HALIFAX, NS














Drawing
**MAINTENANCE DRAWING
 FIRST FLOOR**

Drawing no.
FSM-1



NORTH

LEGEND

	CONTROL VALVE		FIRE BLANKET
	MAIN SPRINKLER VALVE , SPRINKLER HEADER & ALARM VALVE		EXIT SIGN
	FIRE DEPARTMENT CONNECTION		FIRE ALARM BELL
	FIRE ALARM CONTROL PANEL		EMERGENCY LIGHTING
	MANUAL PULL STATION		FIRE ALARM ANNUNCIATOR
	FIRE EXTINGUISHER		FIRE DAMPER
			HOSE CONNECTION

Project

**LE MARCHANT -
ANNEX BUILDING**

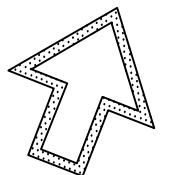
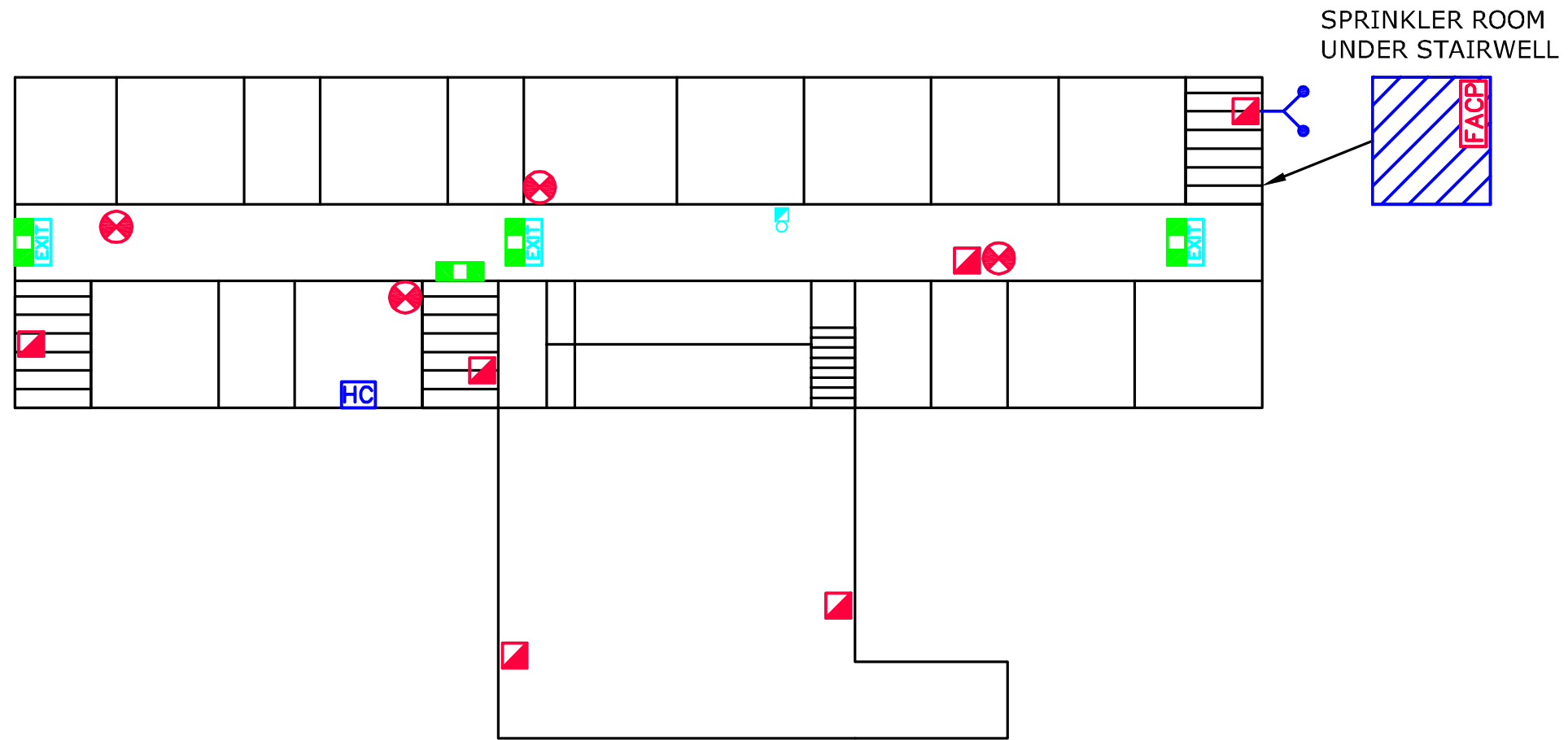
6166 WATT ST.
HALIFAX, NS

Drawing

**MAINTENANCE DRAWING
SECOND FLOOR**














Drawing no.

FSM-2



NORTH

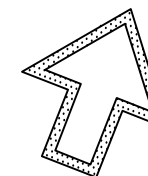
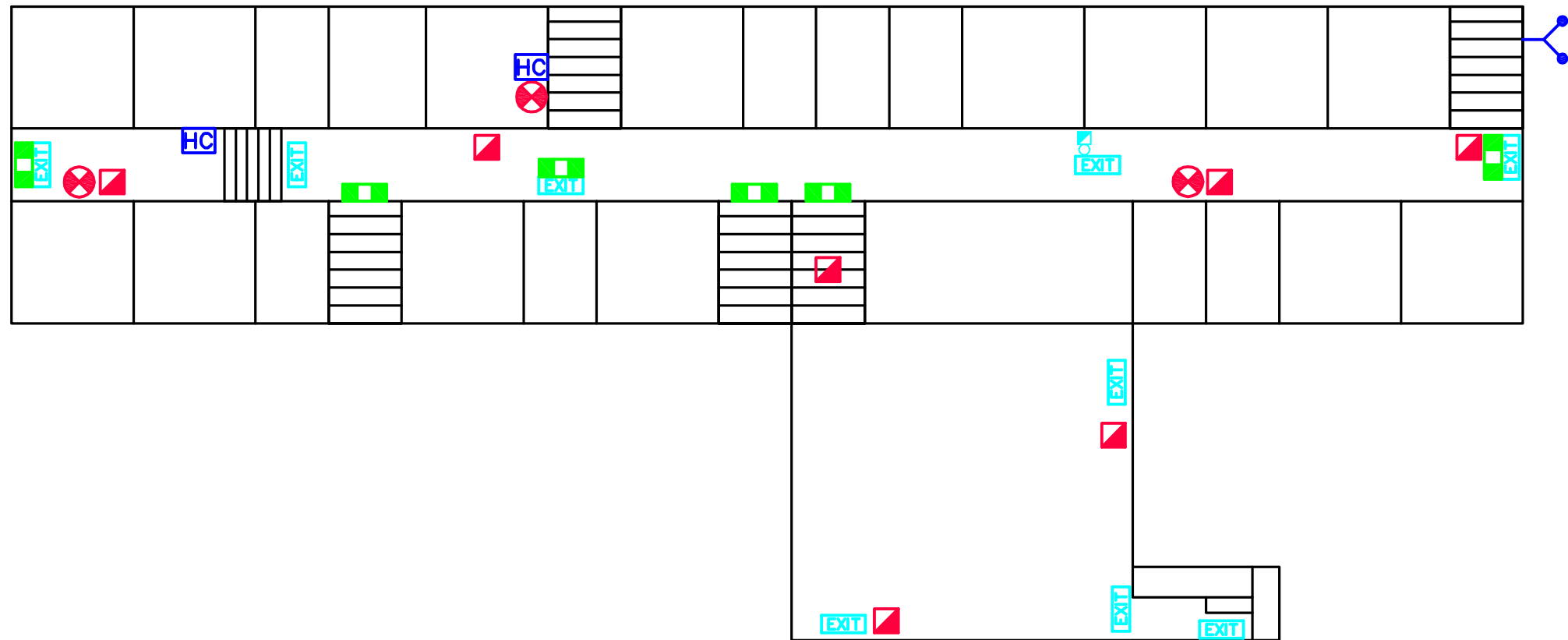
LEGEND

	CONTROL VALVE		FIRE BLANKET
	MAIN SPRINKLER VALVE, SPRINKLER HEADER & ALARM VALVE		EXIT SIGN
	FIRE DEPARTMENT CONNECTION		FIRE ALARM BELL
	FIRE ALARM CONTROL PANEL		EMERGENCY LIGHTING
	MANUAL PULL STATION		FIRE ALARM ANNUNCIATOR
	FIRE EXTINGUISHER		FIRE DAMPER
			HOSE CONNECTION

Project
OXFORD SCHOOL
6364 NORTH STREET
Halifax, NS














Drawing
**MAINTENANCE DRAWING
FIRST FLOOR**

Drawing no.
FSM-1



NORTH

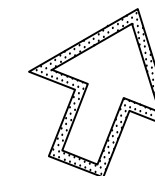
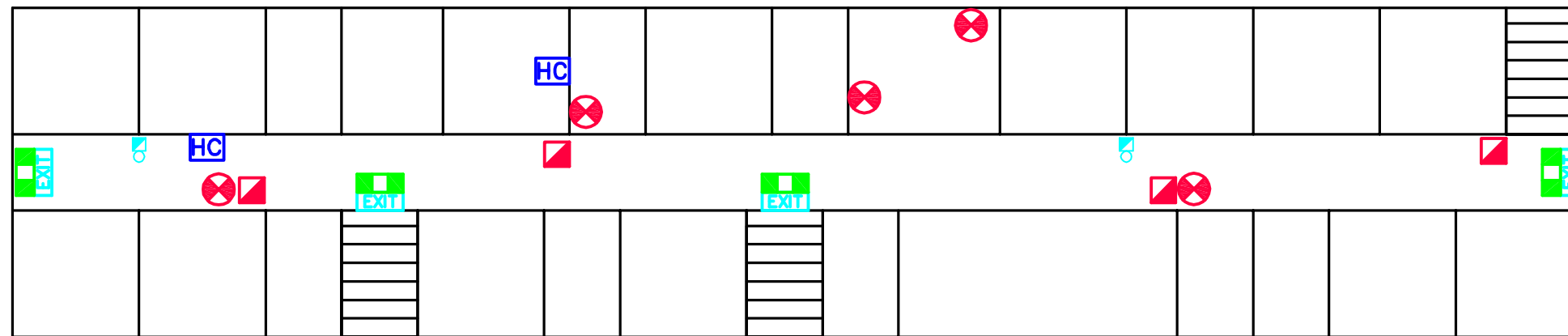
LEGEND

	CONTROL VALVE		FIRE BLANKET
	MAIN SPRINKLER VALVE , SPRINKLER HEADER & ALARM VALVE		EXIT SIGN
	FIRE DEPARTMENT CONNECTION		FIRE ALARM BELL
	FIRE ALARM CONTROL PANEL		EMERGENCY LIGHTING
	MANUAL PULL STATION		FIRE ALARM ANNUNCIATOR
	FIRE EXTINGUISHER		FIRE DAMPER
			HOSE CONNECTION

Project
OXFORD SCHOOL
6364 NORTH STREET
Halifax, NS














Drawing
**MAINTENANCE DRAWING
SECOND FLOOR**

Drawing no.
FSM-2



NORTH

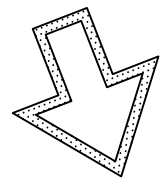
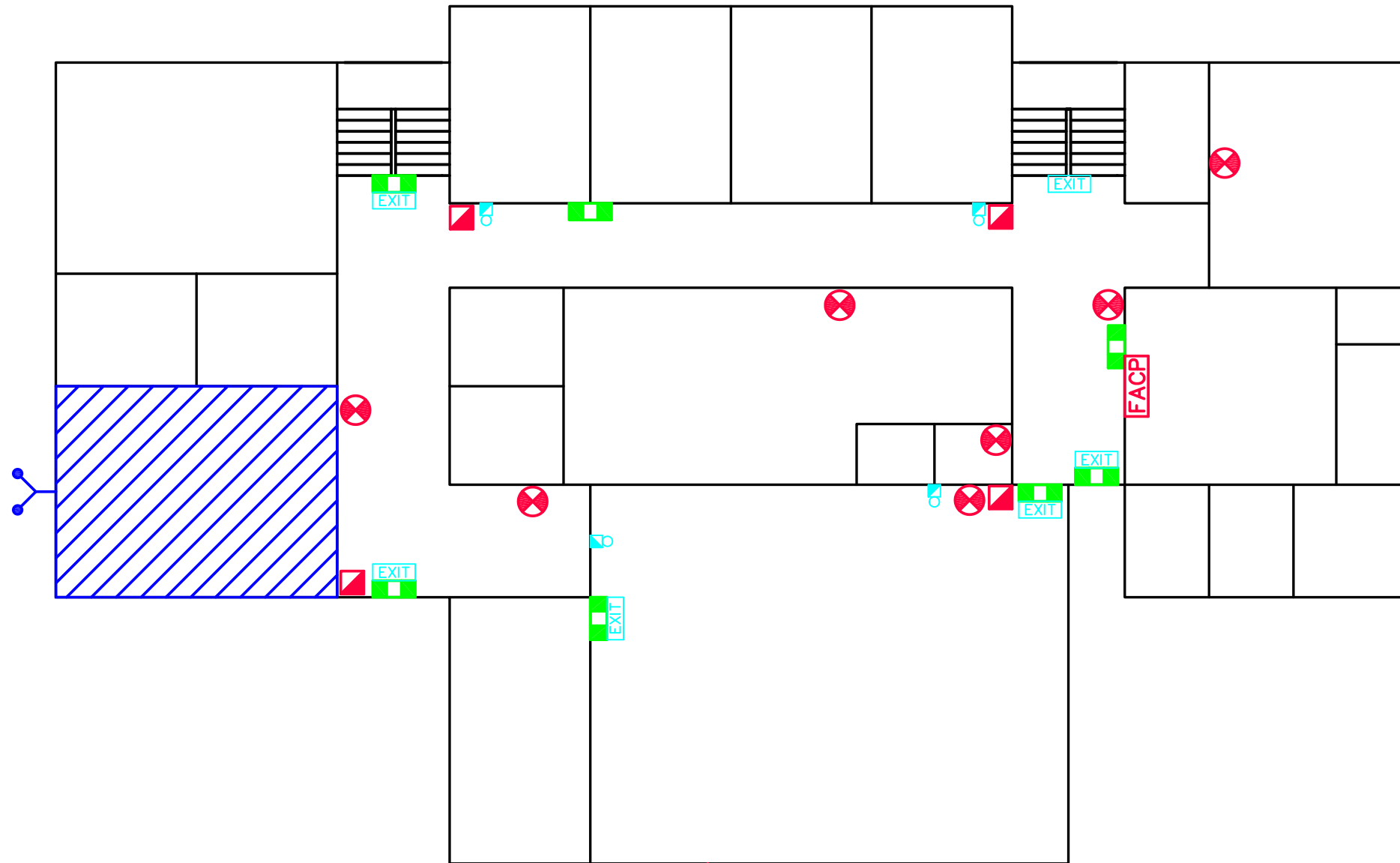
LEGEND

	CONTROL VALVE		FIRE BLANKET
	MAIN SPRINKLER VALVE , SPRINKLER HEADER & ALARM VALVE		EXIT SIGN
	FIRE DEPARTMENT CONNECTION		FIRE ALARM BELL
	FIRE ALARM CONTROL PANEL		EMERGENCY LIGHTING
	MANUAL PULL STATION		FIRE ALARM ANNUNCIATOR
	FIRE EXTINGUISHER		FIRE DAMPER
			HOSE CONNECTION

Project
OXFORD SCHOOL
6364 NORTH STREET
Halifax, NS














Drawing
**MAINTENANCE DRAWING
THIRD FLOOR**

Drawing no.
FSM-3



NORTH

LEGEND

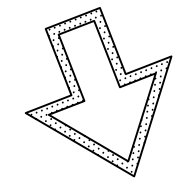
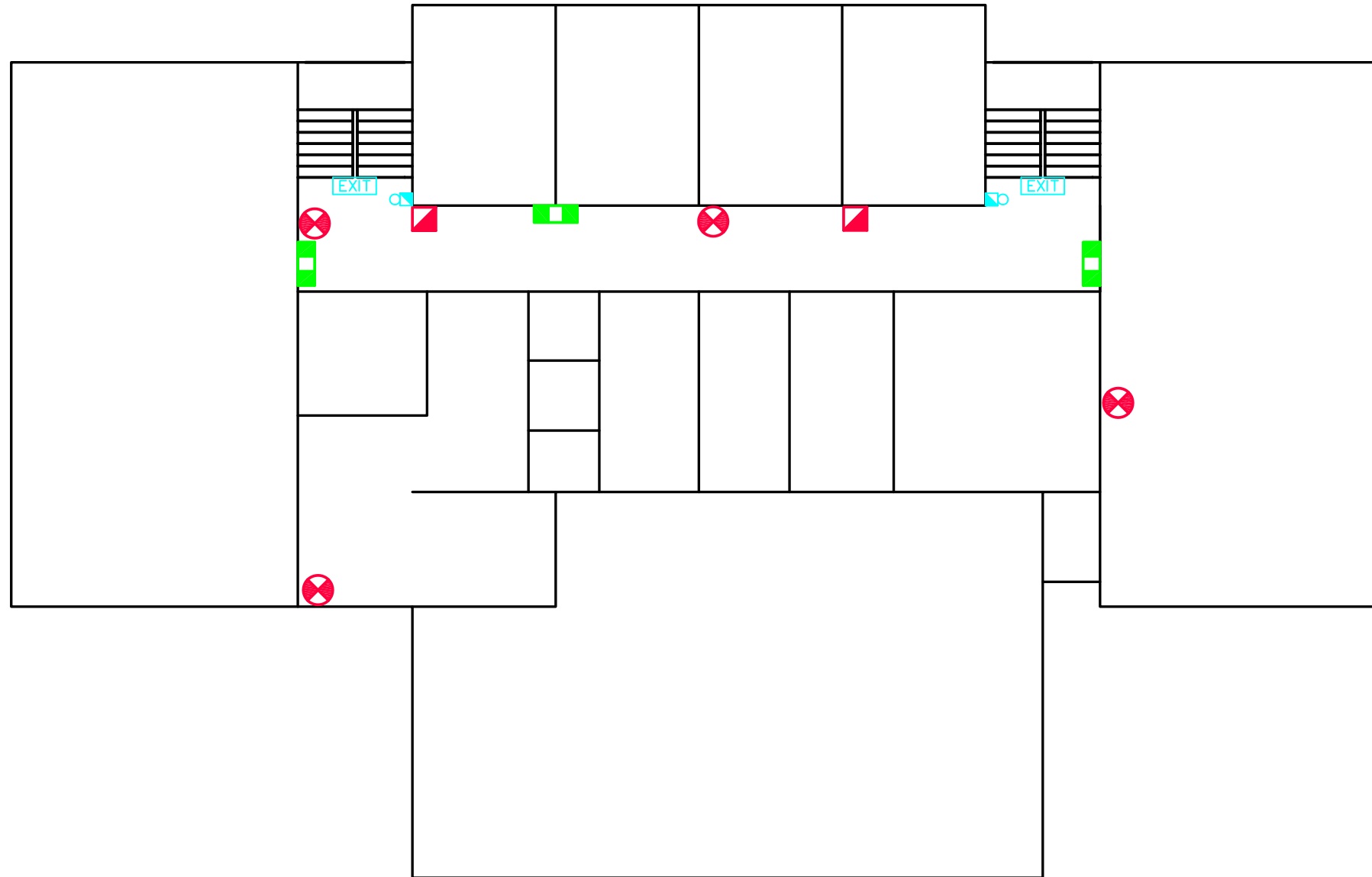
	CONTROL VALVE		FIRE BLANKET
	MAIN SPRINKLER VALVE , SPRINKLER HEADER & ALARM VALVE		EXIT SIGN
	FIRE DEPARTMENT CONNECTION		FIRE ALARM BELL
	FIRE ALARM CONTROL PANEL		EMERGENCY LIGHTING
	MANUAL PULL STATION		FIRE ALARM ANNUNCIATOR
	FIRE EXTINGUISHER		FIRE DAMPER
			HOSE CONNECTION

Project
**ROCKINGSTONE
 HEIGHTS SCHOOL**

1 REGAN DRIVE
 HALIFAX, NS














Drawing
**MAINTENANCE DRAWING
 FIRST FLOOR**

Drawing no.
FSM-1



NORTH

LEGEND

 CONTROL VALVE	 FIRE BLANKET
 MAIN SPRINKLER VALVE, SPRINKLER HEADER & ALARM VALVE	 EXIT SIGN
 FIRE DEPARTMENT CONNECTION	 FIRE ALARM BELL
 FIRE ALARM CONTROL PANEL	 EMERGENCY LIGHTING
 MANUAL PULL STATION	 FIRE ALARM ANNUNCIATOR
 FIRE EXTINGUISHER	 FIRE DAMPER
	 HOSE CONNECTION

Project

**ROCKINGSTONE
HEIGHTS SCHOOL**

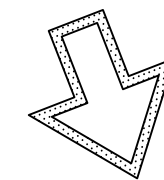
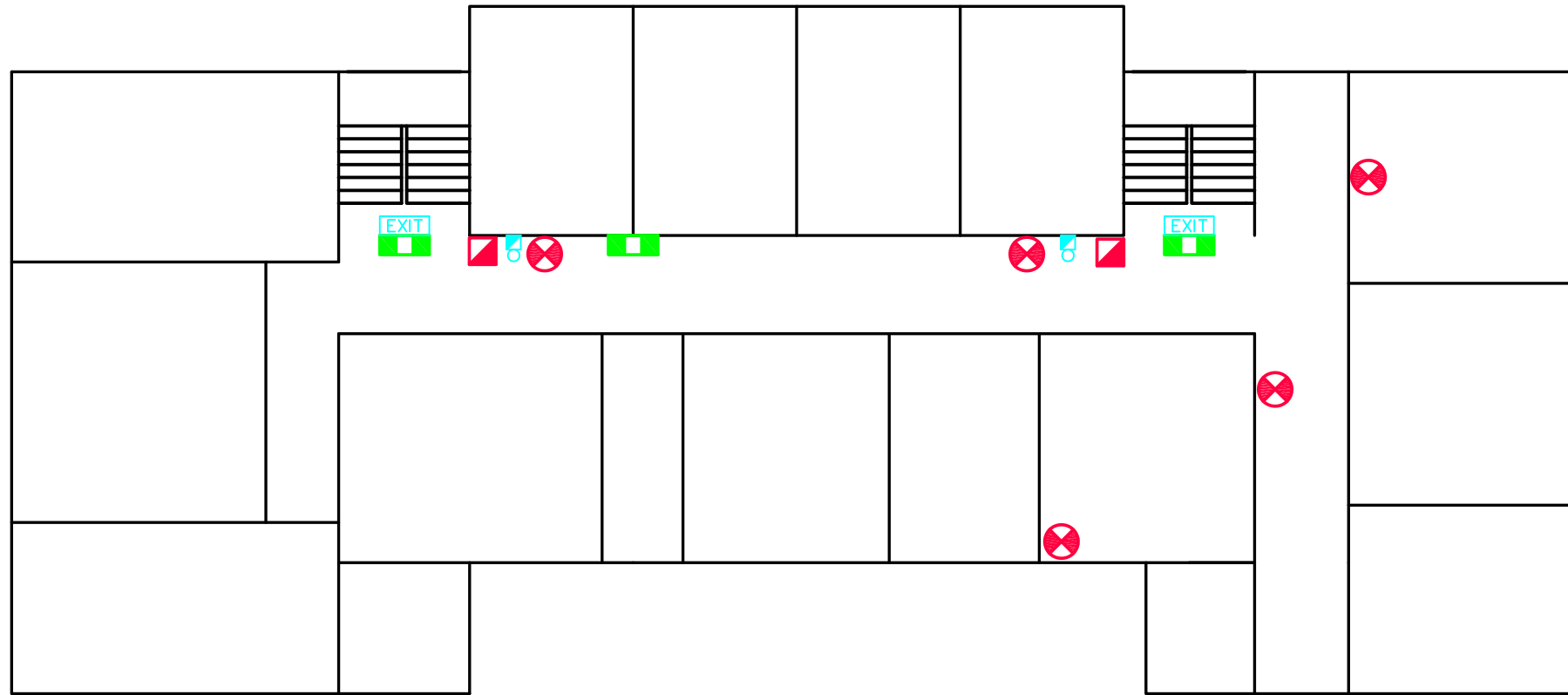
1 REGAN DRIVE
HALIFAX, NS

Drawing

**MAINTENANCE DRAWING
SECOND FLOOR**

Drawing no.

FSM-2



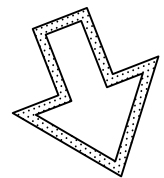
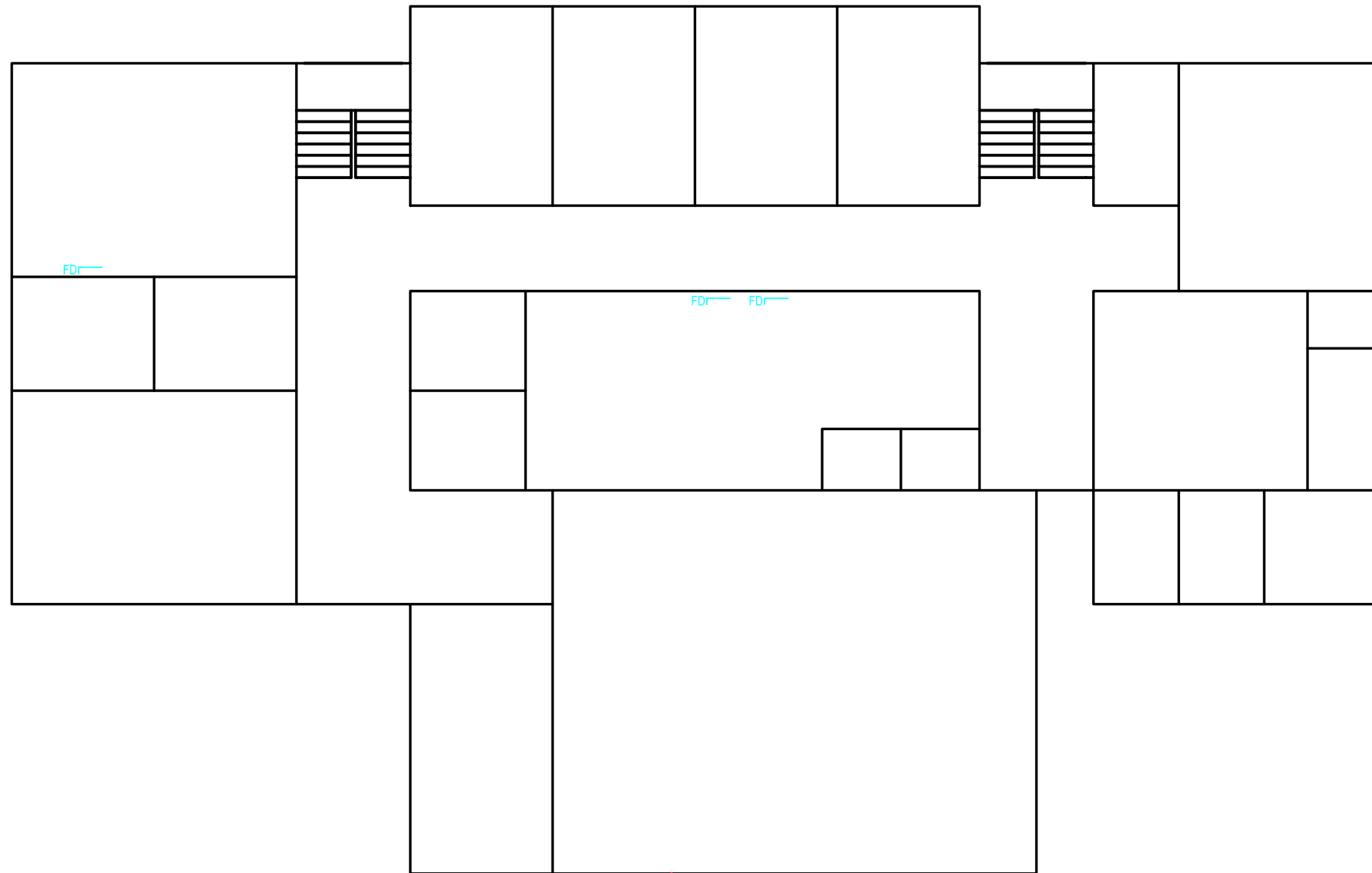
NORTH

LEGEND	
	CONTROL VALVE
	MAIN SPRINKLER VALVE , SPRINKLER HEADER & ALARM VALVE
	FIRE DEPARTMENT CONNECTION
	FIRE ALARM CONTROL PANEL
	MANUAL PULL STATION
	FIRE EXTINGUISHER
	FIRE BLANKET
	EXIT SIGN
	FIRE ALARM BELL
	EMERGENCY LIGHTING
	FIRE ALARM ANNUNCIATOR
	FIRE DAMPER
	HOSE CONNECTION

Project
ROCKINGSTONE HEIGHTS SCHOOL
 1 REGAN DRIVE
 HALIFAX, NS














Drawing
**MAINTENANCE DRAWING
 THIRD FLOOR**

Drawing no.
FSM-3



NORTH

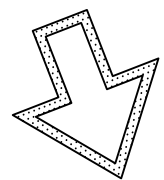
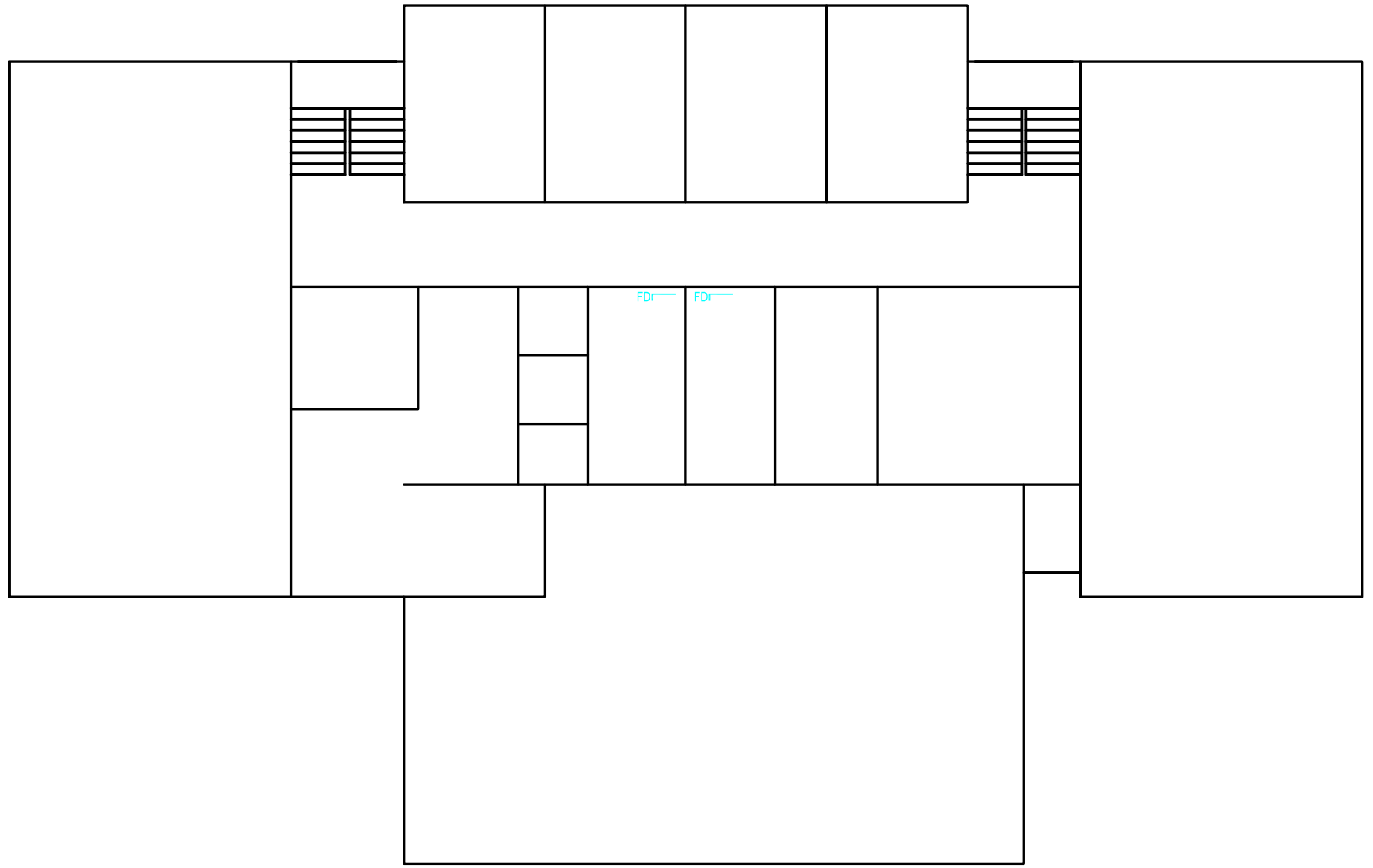
LEGEND

	CONTROL VALVE		FIRE BLANKET
	MAIN SPRINKLER VALVE , SPRINKLER HEADER & ALARM VALVE		EXIT SIGN
	FIRE DEPARTMENT CONNECTION		FIRE ALARM BELL
	FIRE ALARM CONTROL PANEL		EMERGENCY LIGHTING
	MANUAL PULL STATION		FIRE ALARM ANNUNCIATOR
	FIRE EXTINGUISHER		FIRE DAMPER
			HOSE CONNECTION














Project
**ROCKINGSTONE
 HEIGHTS SCHOOL**
 1 REGAN DRIVE
 HALIFAX, NS

Drawing
**FIRE DAMPER DRAWING
 FIRST FLOOR**

Drawing no.
FSM-4



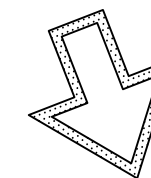
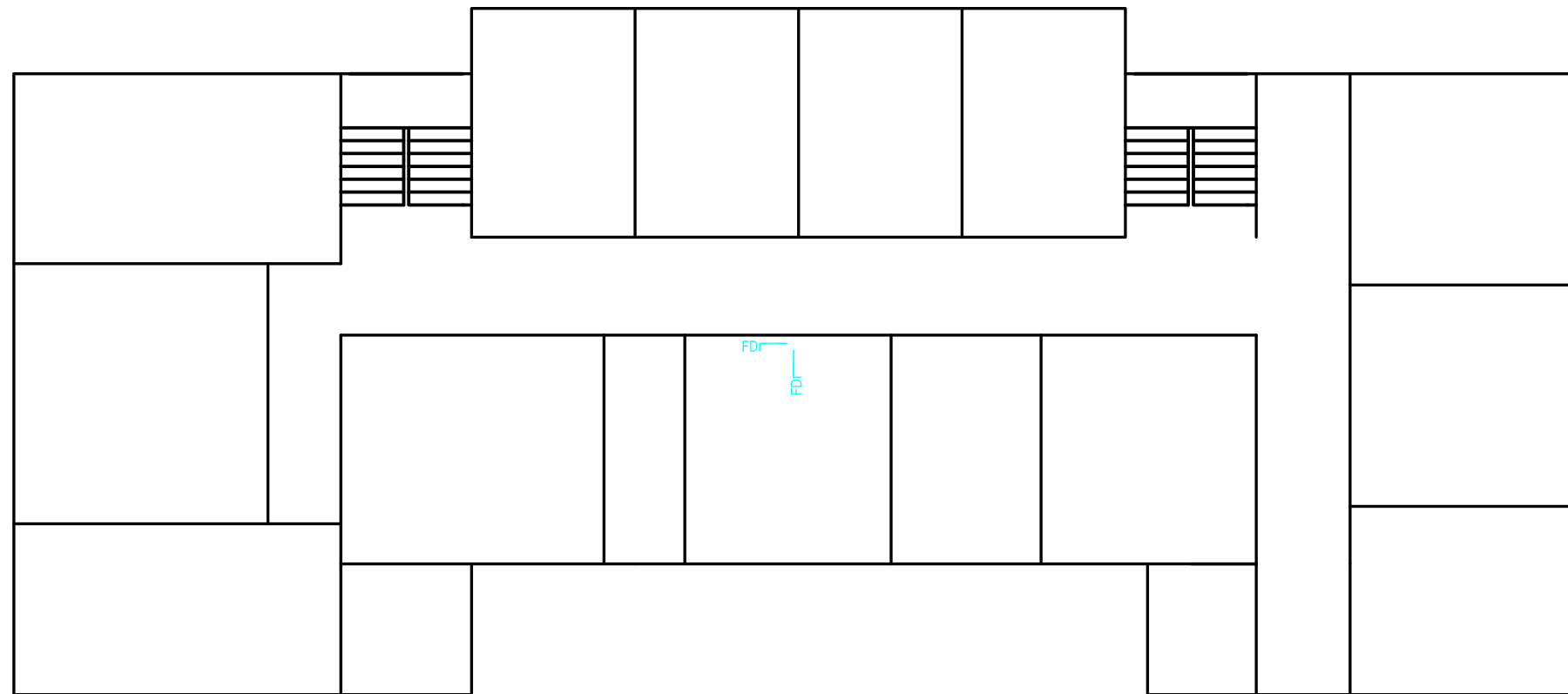
NORTH

LEGEND	
 CONTROL VALVE	 FIRE BLANKET
 MAIN SPRINKLER VALVE , SPRINKLER HEADER & ALARM VALVE	 EXIT SIGN
 FIRE DEPARTMENT CONNECTION	 FIRE ALARM BELL
 FIRE ALARM CONTROL PANEL	 EMERGENCY LIGHTING
 MANUAL PULL STATION	 FIRE ALARM ANNUNCIATOR
 FIRE EXTINGUISHER	 FIRE DAMPER
	 HOSE CONNECTION

Project
ROCKINGSTONE HEIGHTS SCHOOL
 1 REGAN DRIVE
 HALIFAX, NS














Drawing
FIRE DAMPER DRAWING SECOND FLOOR

Drawing no.
FSM-5



NORTH


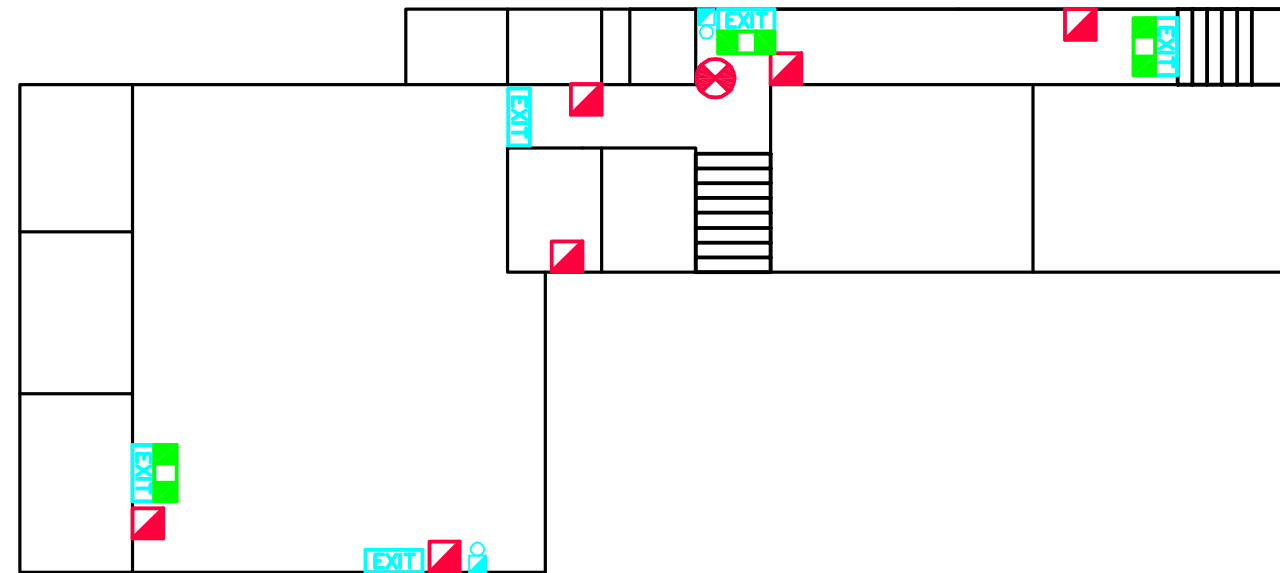
LEGEND

	CONTROL VALVE		FIRE BLANKET
	MAIN SPRINKLER VALVE , SPRINKLER HEADER & ALARM VALVE		EXIT SIGN
	FIRE DEPARTMENT CONNECTION		FIRE ALARM BELL
	FIRE ALARM CONTROL PANEL		EMERGENCY LIGHTING
	MANUAL PULL STATION		FIRE ALARM ANNUNCIATOR
	FIRE EXTINGUISHER		FIRE DAMPER
			HOSE CONNECTION

Project
**ROCKINGSTONE
 HEIGHTS SCHOOL**
 1 REGAN DRIVE
 HALIFAX, NS














Drawing
**FIRE DAMPER DRAWING
 THIRD FLOOR**

Drawing no.
FSM-6



NORTH

LEGEND

	CONTROL VALVE		FIRE BLANKET
	MAIN SPRINKLER VALVE , SPRINKLER HEADER & ALARM VALVE		EXIT SIGN
	FIRE DEPARTMENT CONNECTION		FIRE ALARM BELL
	FIRE ALARM CONTROL PANEL		EMERGENCY LIGHTING
	MANUAL PULL STATION		FIRE ALARM ANNUNCIATOR
	FIRE EXTINGUISHER		FIRE DAMPER
			HOSE CONNECTION

Project

**SAINT MARY'S
ELEMENTARY
SCHOOL**


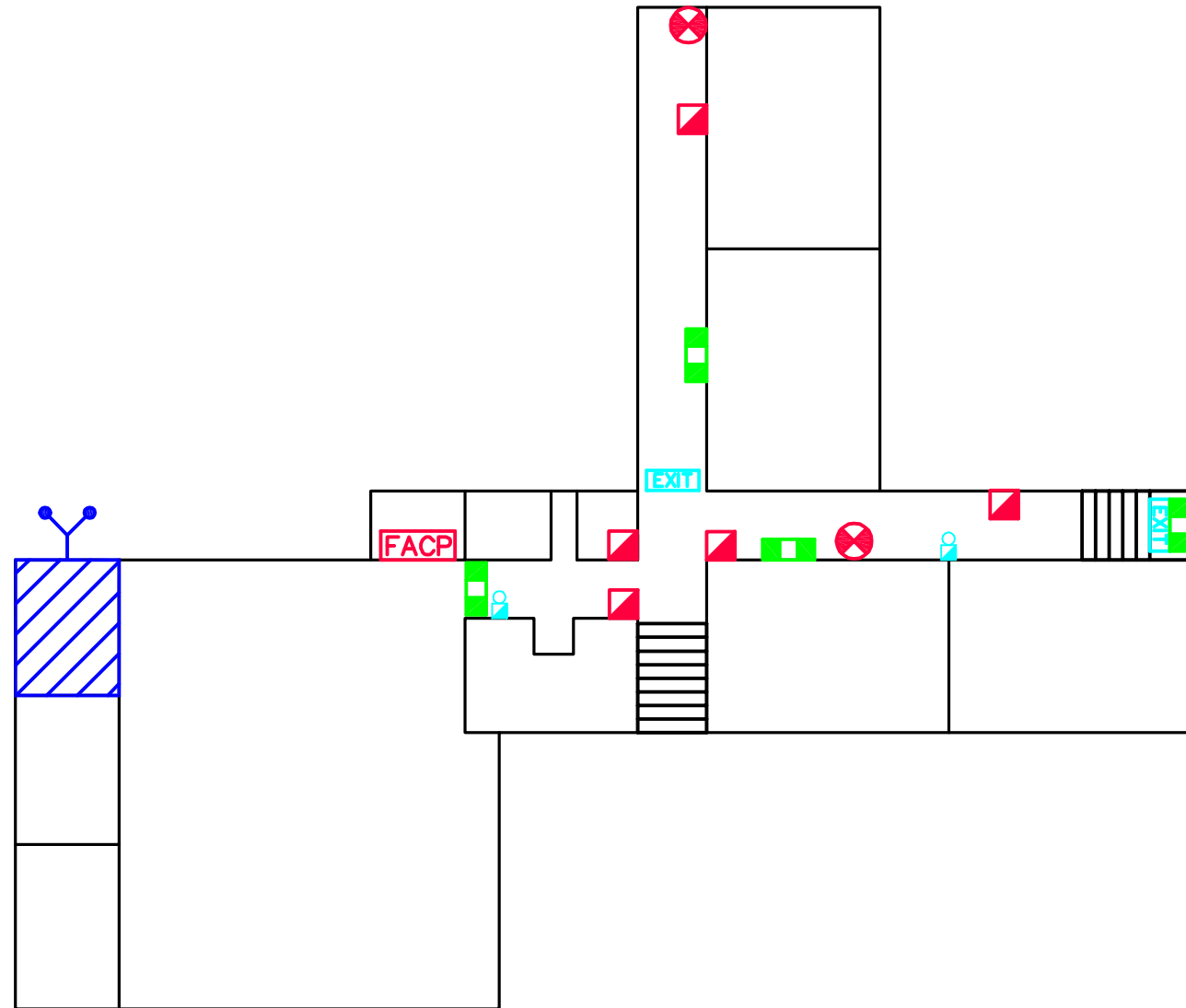
5614 MORRIS STREET
HALIFAX, NS

Drawing














**MAINTENANCE DRAWING
FIRST FLOOR**

Drawing no.

FSM-1



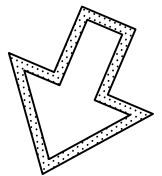
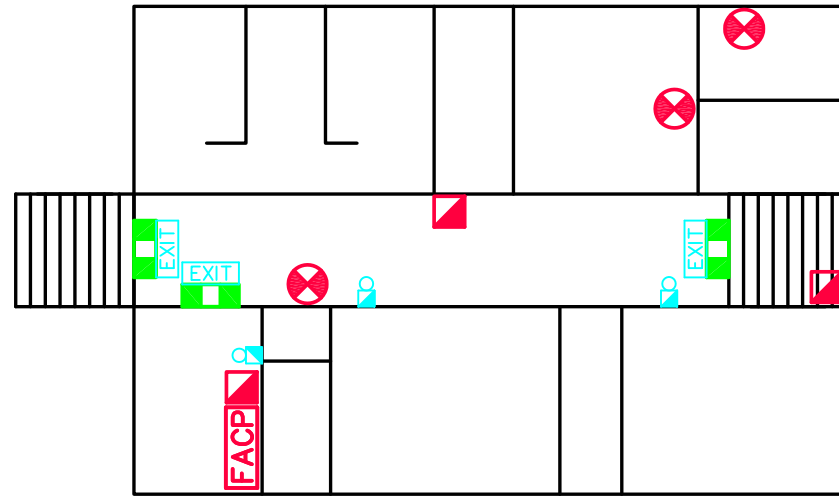
LEGEND

	CONTROL VALVE		FIRE BLANKET
	MAIN SPRINKLER VALVE , SPRINKLER HEADER & ALARM VALVE		EXIT SIGN
	FIRE DEPARTMENT CONNECTION		FIRE ALARM BELL
	FIRE ALARM CONTROL PANEL		EMERGENCY LIGHTING
	MANUAL PULL STATION		FIRE ALARM ANNUNCIATOR
	FIRE EXTINGUISHER		FIRE DAMPER
			HOSE CONNECTION

Project
**SAINT MARY'S
 ELEMENTARY
 SCHOOL**
 5614 MORRIS STREET
 HALIFAX, NS














Drawing
**MAINTENANCE DRAWING
 SECOND FLOOR**

Drawing no.
FSM-2



NORTH

LEGEND

	CONTROL VALVE		FIRE BLANKET
	MAIN SPRINKLER VALVE , SPRINKLER HEADER & ALARM VALVE		EXIT SIGN
	FIRE DEPARTMENT CONNECTION		FIRE ALARM BELL
	FIRE ALARM CONTROL PANEL		EMERGENCY LIGHTING
	MANUAL PULL STATION		FIRE ALARM ANNUNCIATOR
	FIRE EXTINGUISHER		FIRE DAMPER
			HOSE CONNECTION

Project

**SAMBRO
ELEMENTARY
SCHOOL**

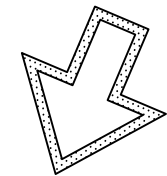
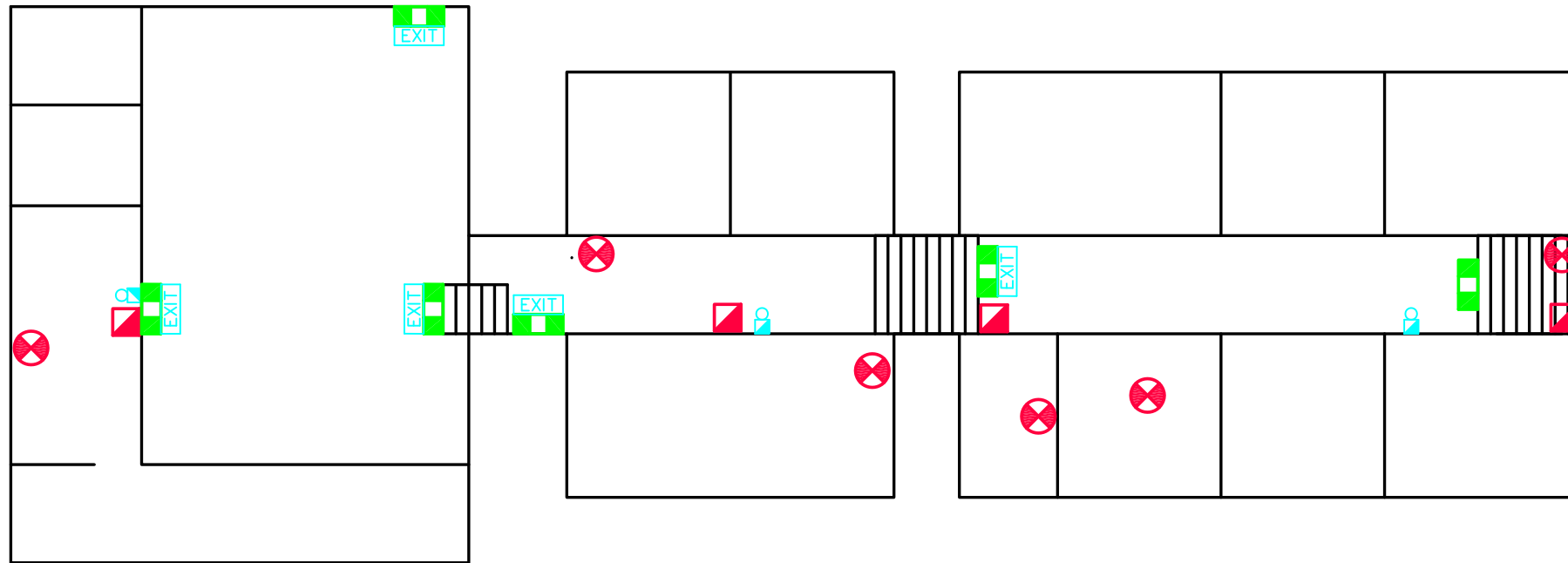
3725 OLD SAMBRO ROAD
SAMBRO, NS

Drawing

**MAINTENANCE DRAWING
FIRST FLOOR**














Drawing no.

FSM-1



NORTH

LEGEND

	CONTROL VALVE		FIRE BLANKET
	MAIN SPRINKLER VALVE , SPRINKLER HEADER & ALARM VALVE		EXIT SIGN
	FIRE DEPARTMENT CONNECTION		FIRE ALARM BELL
	FIRE ALARM CONTROL PANEL		EMERGENCY LIGHTING
	MANUAL PULL STATION		FIRE ALARM ANNUNCIATOR
	FIRE EXTINGUISHER		FIRE DAMPER
			HOSE CONNECTION

Project

**SAMBRO
ELEMENTARY
SCHOOL**

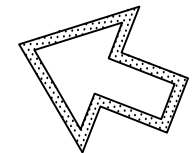
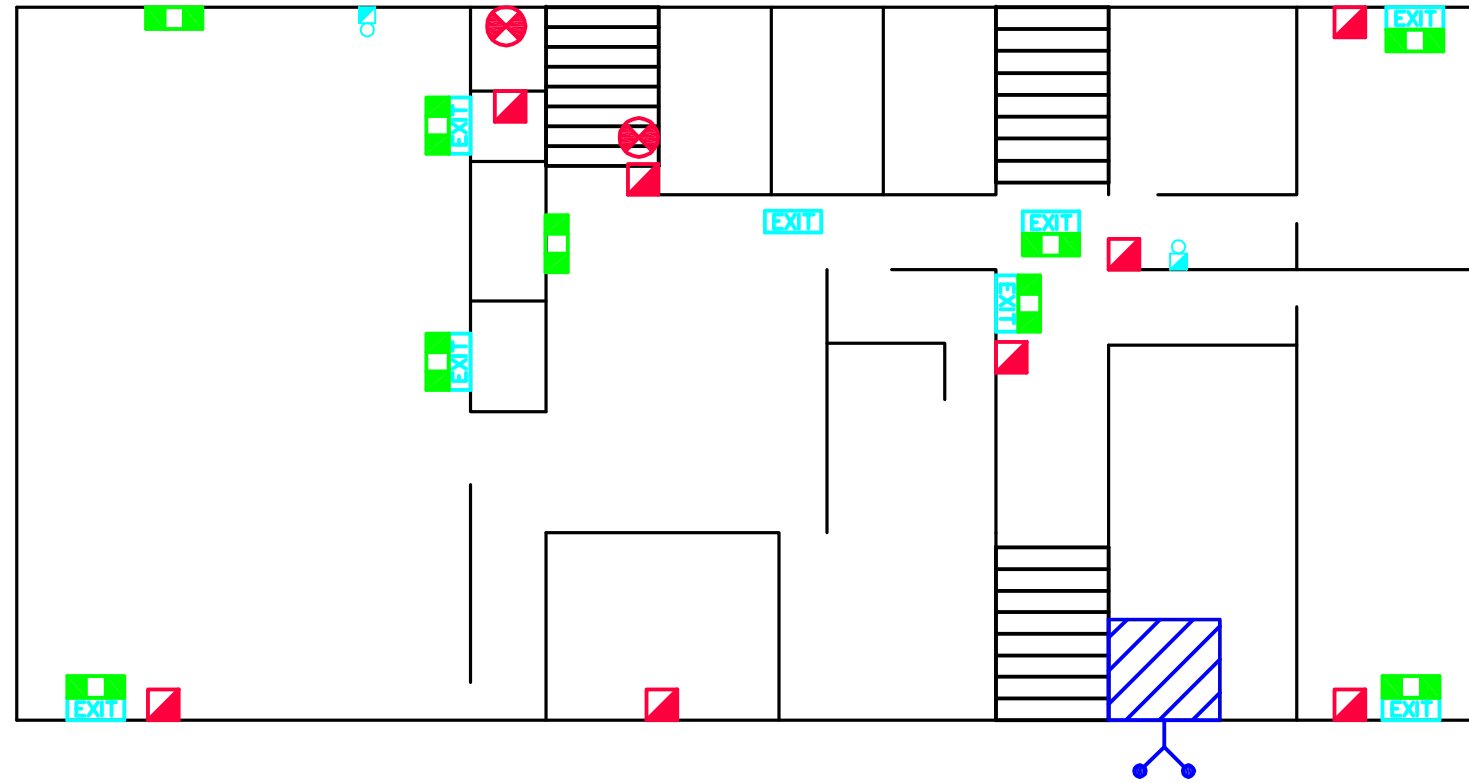
3725 OLD SAMBRO ROAD
SAMBRO, NS

Drawing

**MAINTENANCE DRAWING
SECOND FLOOR**














Drawing no.

FSM-2



NORTH

LEGEND

	CONTROL VALVE		FIRE BLANKET
	MAIN SPRINKLER VALVE, SPRINKLER HEADER & ALARM VALVE		EXIT SIGN
	FIRE DEPARTMENT CONNECTION		FIRE ALARM BELL
	FIRE ALARM CONTROL PANEL		EMERGENCY LIGHTING
	MANUAL PULL STATION		FIRE ALARM ANNUNCIATOR
	FIRE EXTINGUISHER		FIRE DAMPER
			HOSE CONNECTION

Project

**SIR CHARLES
TUPPER
ELEMENTARY
SCHOOL**


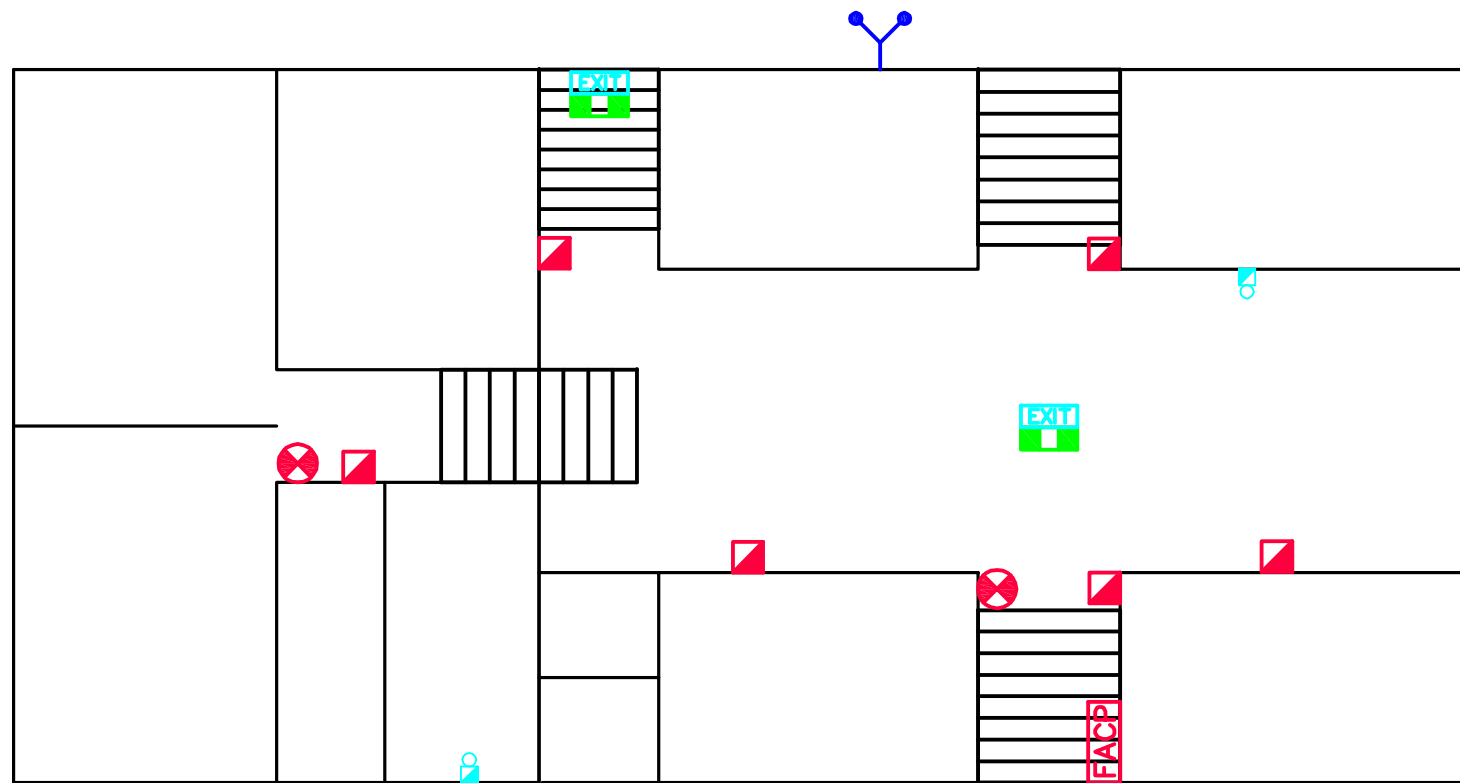
1930 CAMBRIDGE STREET
HALIFAX, NS

Drawing

**MAINTENANCE DRAWING
FIRST FLOOR**














Drawing no.

FSM-1



NORTH

LEGEND

	CONTROL VALVE		FIRE BLANKET
	MAIN SPRINKLER VALVE , SPRINKLER HEADER & ALARM VALVE		EXIT SIGN
	FIRE DEPARTMENT CONNECTION		FIRE ALARM BELL
	FIRE ALARM CONTROL PANEL		EMERGENCY LIGHTING
	MANUAL PULL STATION		FIRE ALARM ANNUNCIATOR
	FIRE EXTINGUISHER		FIRE DAMPER
			HOSE CONNECTION

Project

**SIR CHARLES
TUPPER
ELEMENTARY
SCHOOL**

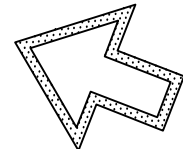
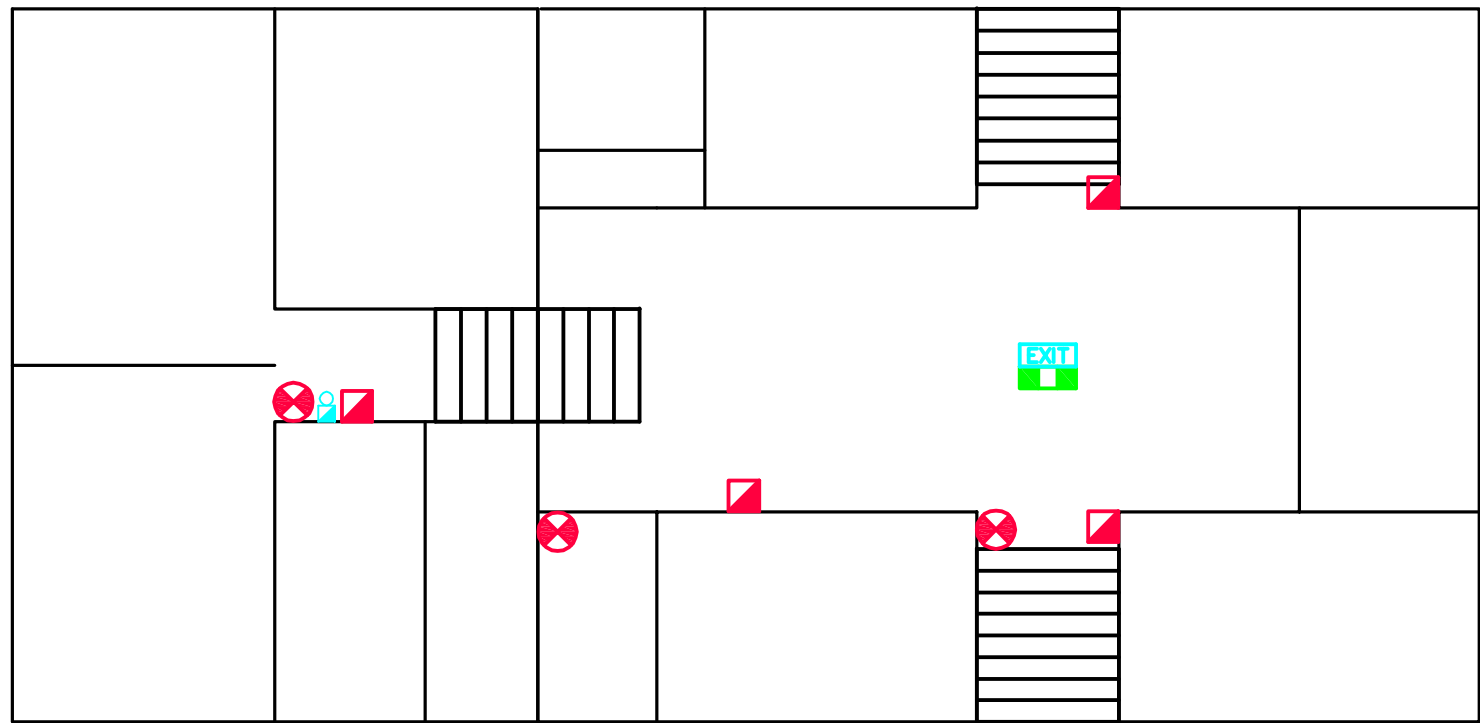
1930 CAMBRIDGE STREET
HALIFAX, NS

Drawing

**MAINTENANCE DRAWING
SECOND FLOOR**














Drawing no.

FSM-2



NORTH

LEGEND

	CONTROL VALVE		FIRE BLANKET
	MAIN SPRINKLER VALVE , SPRINKLER HEADER & ALARM VALVE		EXIT SIGN
	FIRE DEPARTMENT CONNECTION		FIRE ALARM BELL
	FIRE ALARM CONTROL PANEL		EMERGENCY LIGHTING
	MANUAL PULL STATION		FIRE ALARM ANNUNCIATOR
	FIRE EXTINGUISHER		FIRE DAMPER
			HOSE CONNECTION

Project

**SIR CHARLES
TUPPER
ELEMENTARY
SCHOOL**


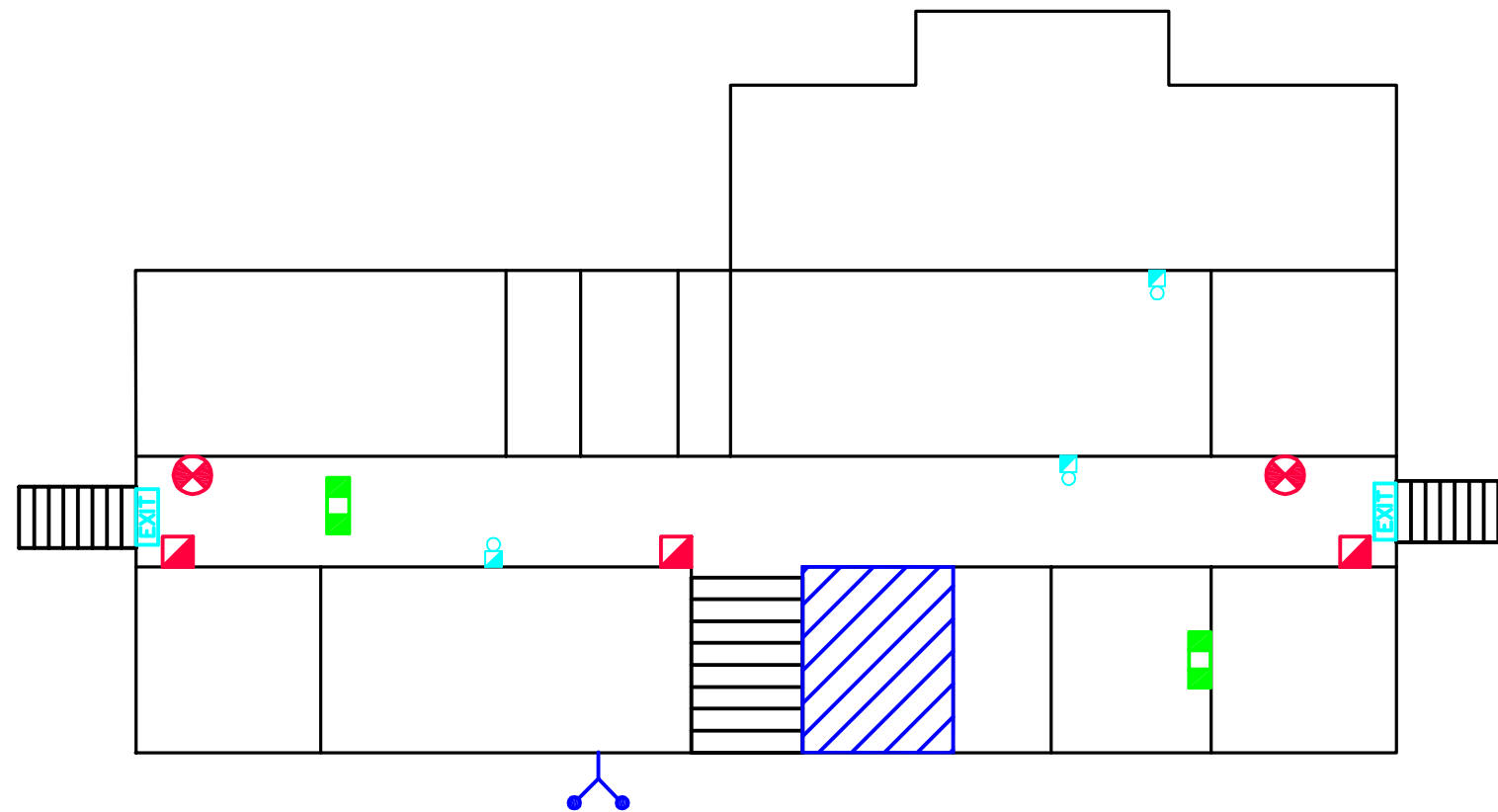
1930 CAMBRIDGE STREET
HALIFAX, NS

Drawing

**MAINTENANCE DRAWING
THIRD FLOOR**














Drawing no.

FSM-3



NORTH


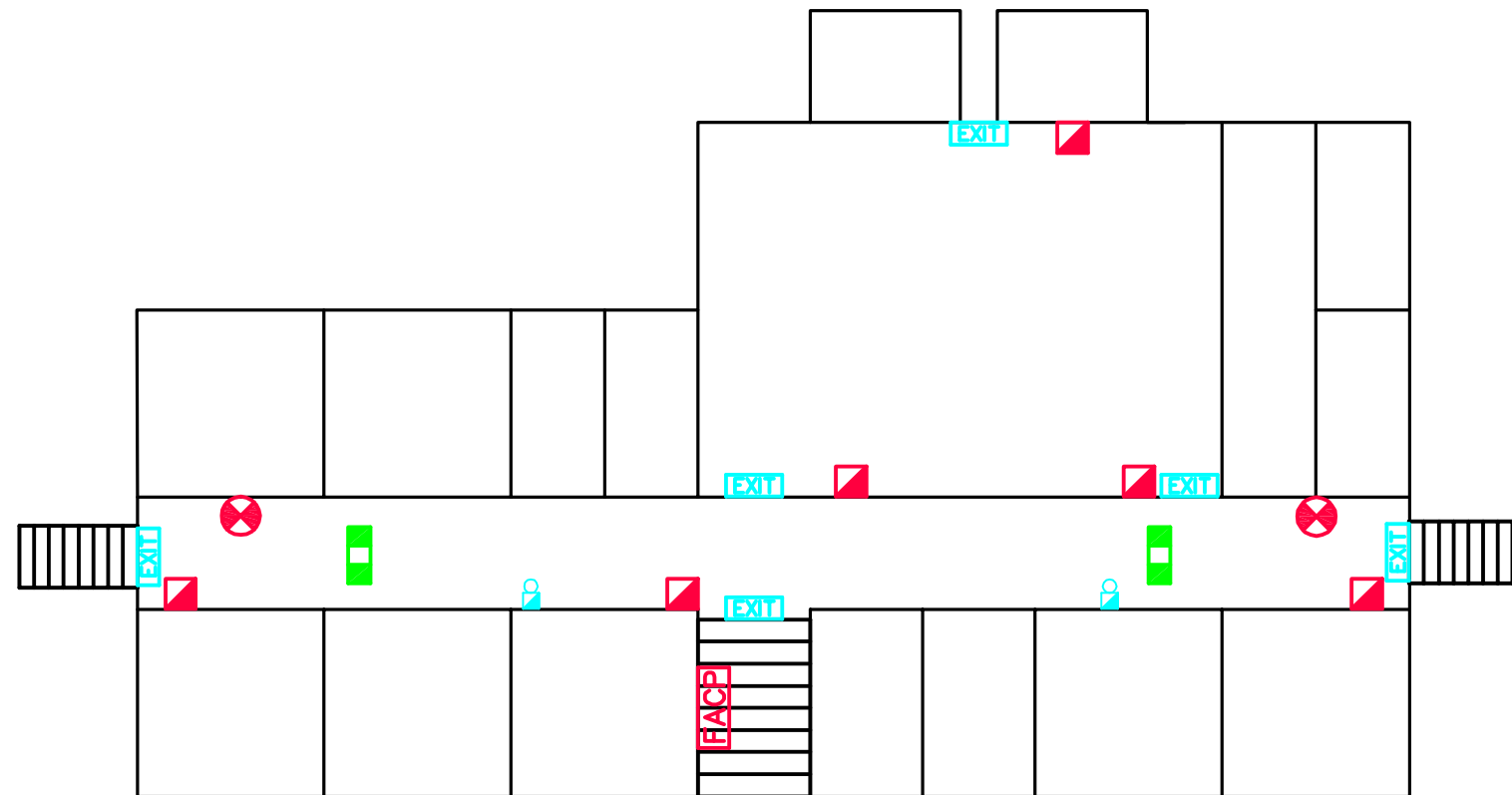
LEGEND

	CONTROL VALVE		FIRE BLANKET
	MAIN SPRINKLER VALVE, SPRINKLER HEADER & ALARM VALVE		EXIT SIGN
	FIRE DEPARTMENT CONNECTION		FIRE ALARM BELL
	FIRE ALARM CONTROL PANEL		EMERGENCY LIGHTING
	MANUAL PULL STATION		FIRE ALARM ANNUNCIATOR
	FIRE EXTINGUISHER		FIRE DAMPER
			HOSE CONNECTION

Project
**SPRINGVALE
 ELEMENTARY
 SCHOOL**
 92 DOWNS AVENUE
 HALIFAX, NS














Drawing
**MAINTENANCE DRAWING
 FIRST FLOOR**

Drawing no.
FSM-1



NORTH


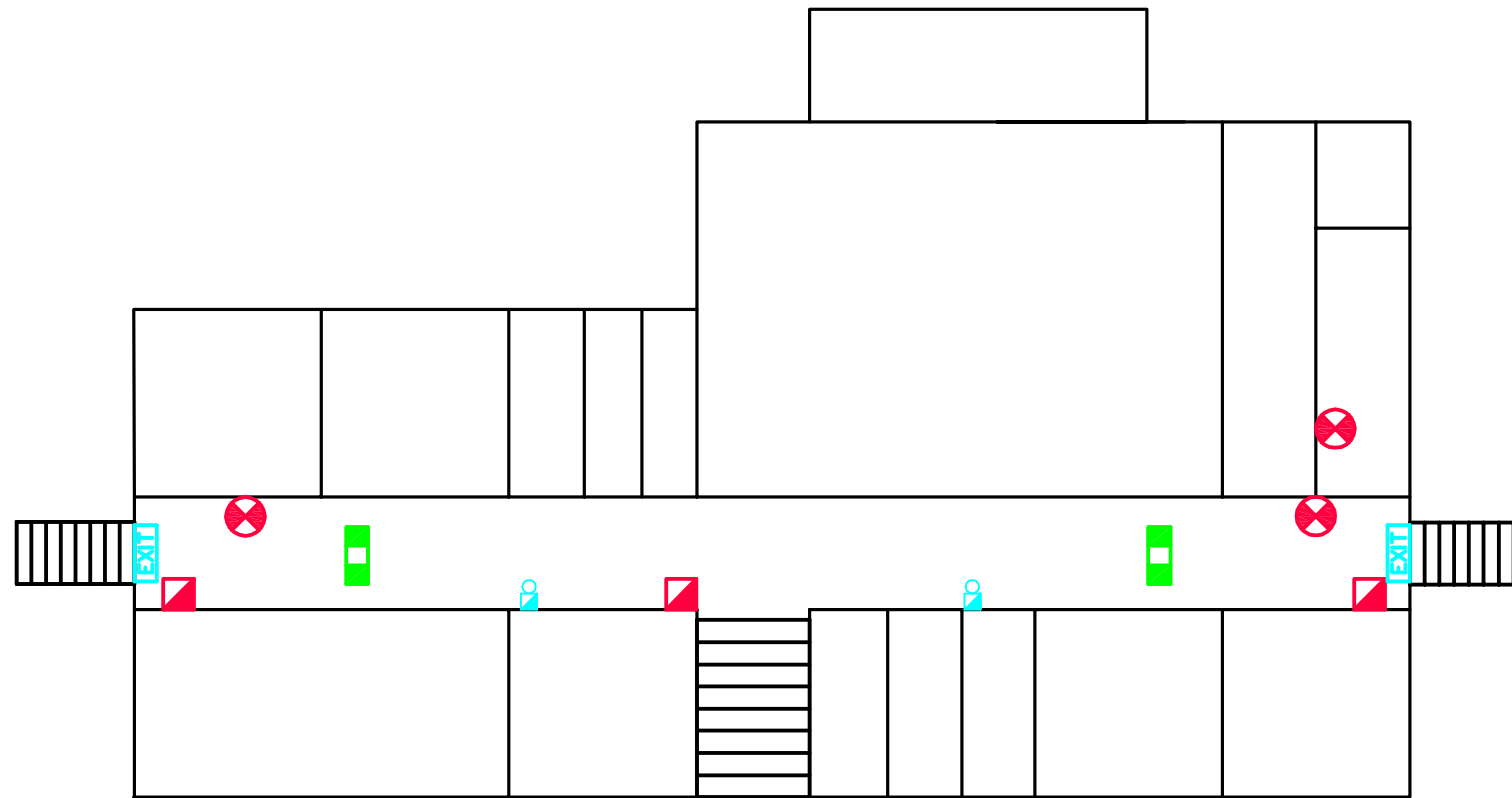
LEGEND

	CONTROL VALVE		FIRE BLANKET
	MAIN SPRINKLER VALVE, SPRINKLER HEADER & ALARM VALVE		EXIT SIGN
	FIRE DEPARTMENT CONNECTION		FIRE ALARM BELL
	FIRE ALARM CONTROL PANEL		EMERGENCY LIGHTING
	MANUAL PULL STATION		FIRE ALARM ANNUNCIATOR
	FIRE EXTINGUISHER		FIRE DAMPER
			HOSE CONNECTION

Project
**SPRINGVALE
 ELEMENTARY
 SCHOOL**
 92 DOWNS AVENUE
 HALIFAX, NS














Drawing
**MAINTENANCE DRAWING
 SECOND FLOOR**

Drawing no.
FSM-2



NORTH

LEGEND

	CONTROL VALVE		FIRE BLANKET
	MAIN SPRINKLER VALVE , SPRINKLER HEADER & ALARM VALVE		EXIT SIGN
	FIRE DEPARTMENT CONNECTION		FIRE ALARM BELL
	FIRE ALARM CONTROL PANEL		EMERGENCY LIGHTING
	MANUAL PULL STATION		FIRE ALARM ANNUNCIATOR
	FIRE EXTINGUISHER		FIRE DAMPER
			HOSE CONNECTION

Project

**SPRINGVALE
ELEMENTARY
SCHOOL**


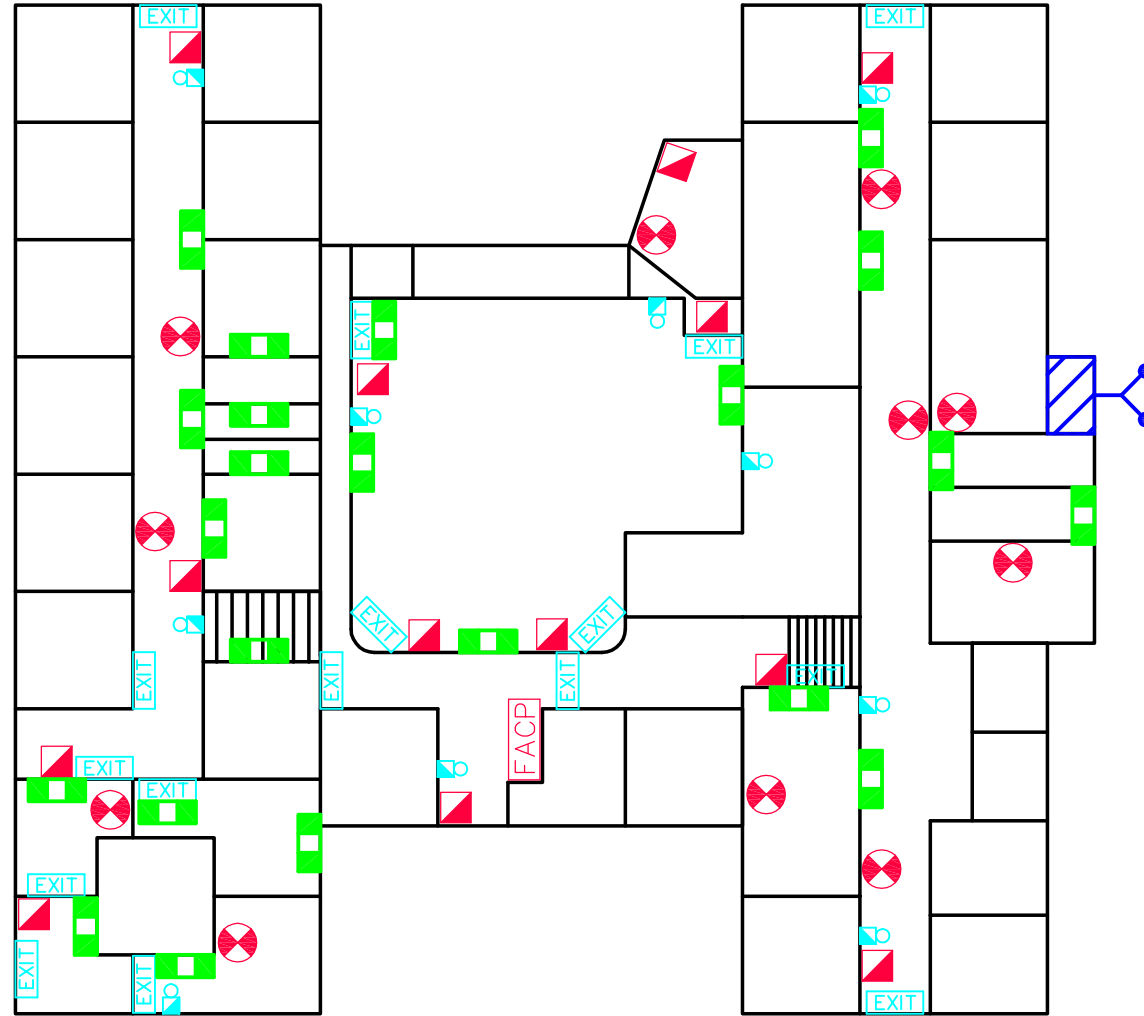
92 DOWNS AVENUE
HALIFAX, NS

Drawing

**MAINTENANCE DRAWING
THIRD FLOOR**














Drawing no.

FSM-3



NORTH


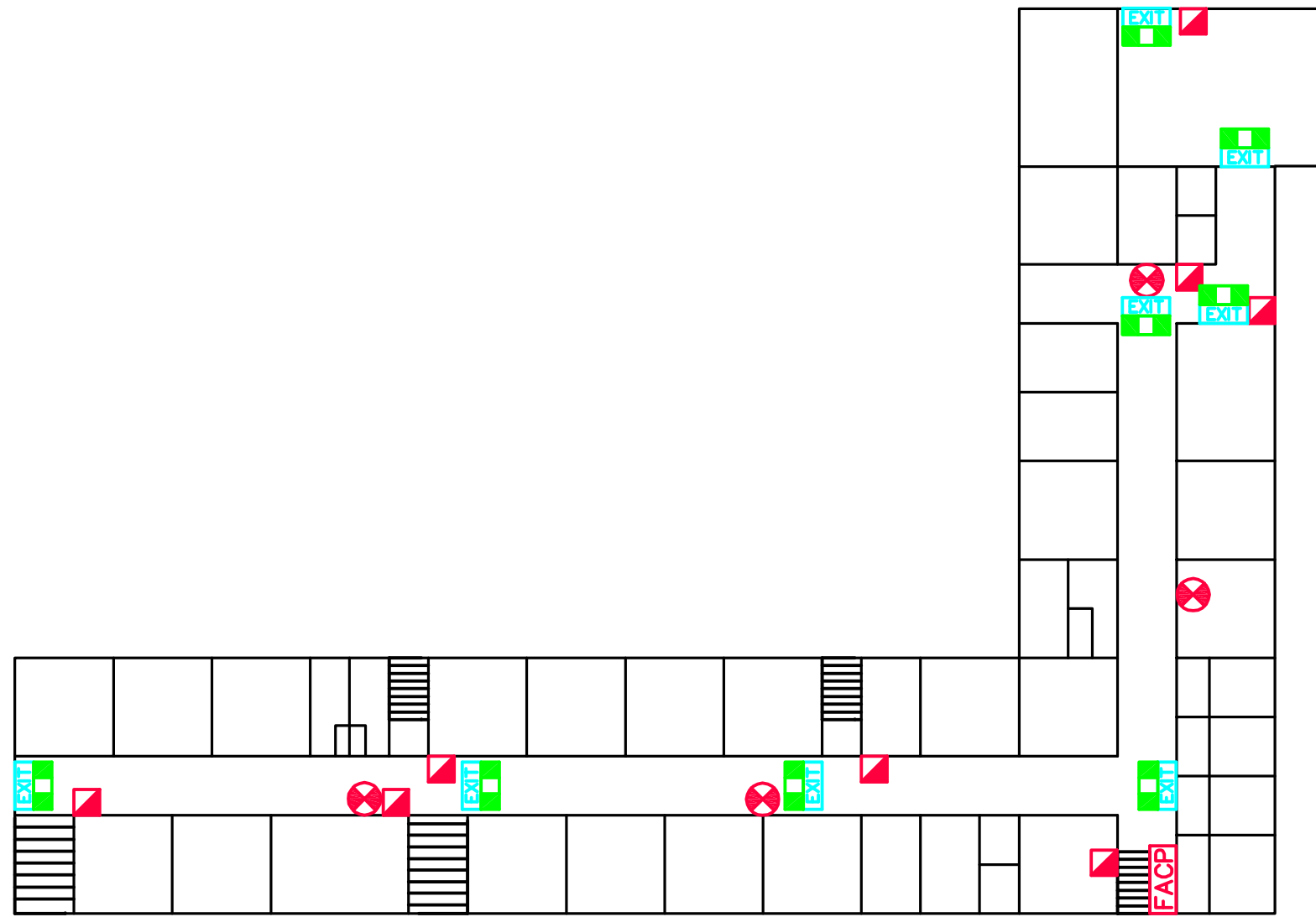
LEGEND

	CONTROL VALVE		FIRE BLANKET
	MAIN SPRINKLER VALVE, SPRINKLER HEADER & ALARM VALVE		EXIT SIGN
	FIRE DEPARTMENT CONNECTION		FIRE ALARM BELL
	FIRE ALARM CONTROL PANEL		EMERGENCY LIGHTING
	MANUAL PULL STATION		FIRE ALARM ANNUNCIATOR
	FIRE EXTINGUISHER		FIRE DAMPER
			HOSE CONNECTION

Project
ST. AGNES JUNIOR HIGH SCHOOL
 6981 MUMFORD ROAD
 HALIFAX, NS














Drawing
MAINTENANCE DRAWING FIRST FLOOR

Drawing no.
FSM-1



NORTH

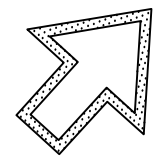
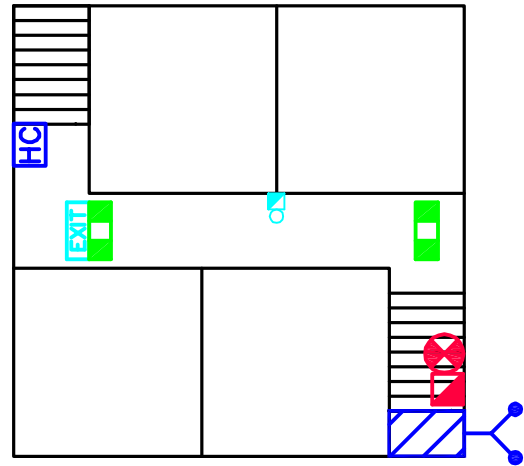
LEGEND

	CONTROL VALVE		FIRE BLANKET
	MAIN SPRINKLER VALVE, SPRINKLER HEADER & ALARM VALVE		EXIT SIGN
	FIRE DEPARTMENT CONNECTION		FIRE ALARM BELL
	FIRE ALARM CONTROL PANEL		EMERGENCY LIGHTING
	MANUAL PULL STATION		FIRE ALARM ANNUNCIATOR
	FIRE EXTINGUISHER		FIRE DAMPER
			HOSE CONNECTION

Project
**ST. CATHRINE'S
 ELEMENTARY
 SCHOOL**
 3299 CONNOLLY ST.
 HALIFAX, NS

Drawing
**MAINTENANCE DRAWING
 SECOND FLOOR**

Drawing no.
FSM-2
















NORTH

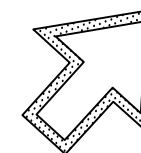
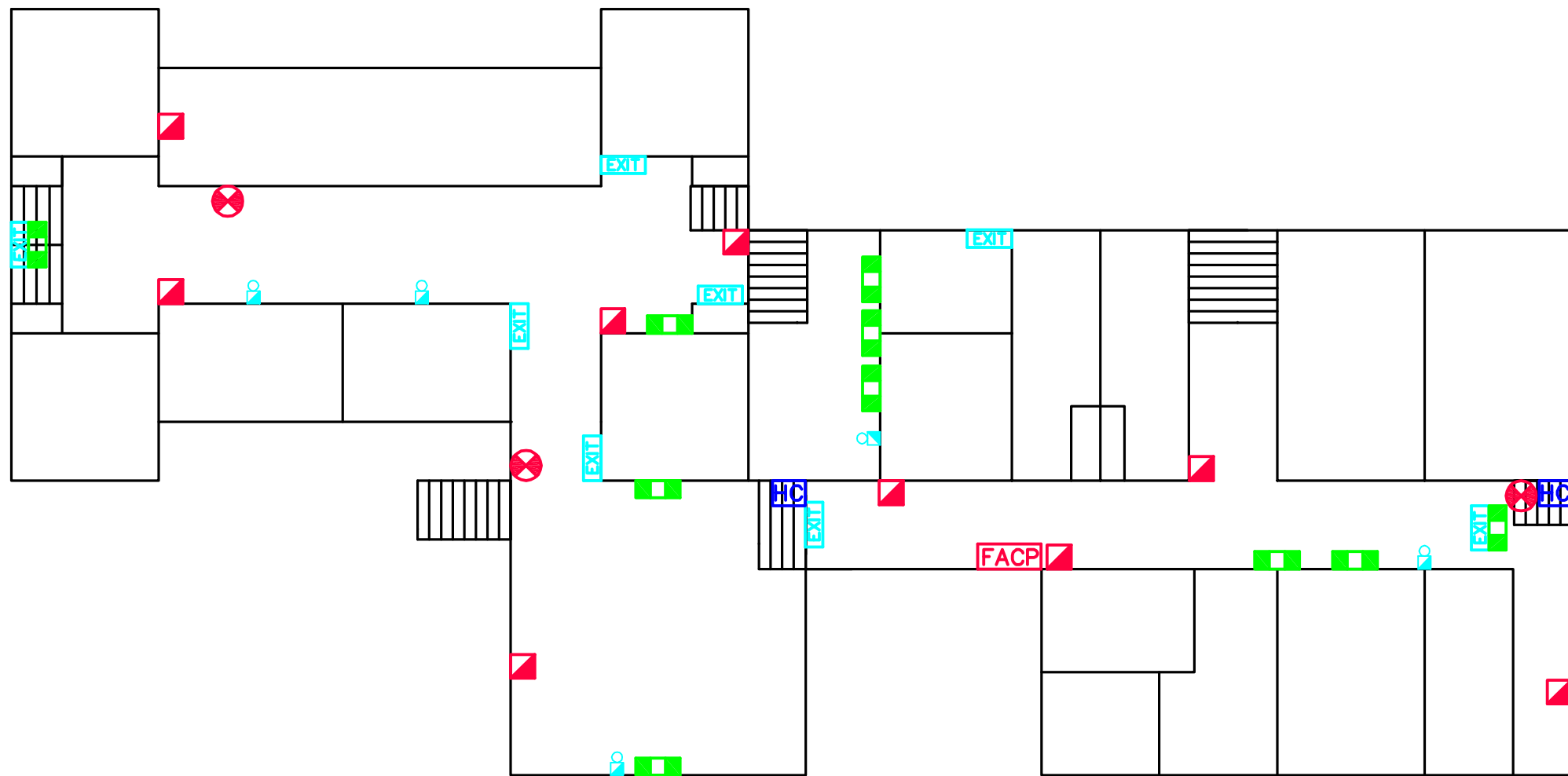
Project
**ST. JOSEPH'S-ALEXANDER
 McKAY ELEMENTARY
 SCHOOL**
 5389 RUSSELL STREET
 HALIFAX, NS

Drawing
**MAINTENANCE DRAWING
 FIRST FLOOR**

Drawing no.
FSM-1














LEGEND

	CONTROL VALVE		FIRE BLANKET
	MAIN SPRINKLER VALVE , SPRINKLER HEADER & ALARM VALVE		EXIT SIGN
	FIRE DEPARTMENT CONNECTION		FIRE ALARM BELL
	FIRE ALARM CONTROL PANEL		EMERGENCY LIGHTING
	MANUAL PULL STATION		FIRE ALARM ANNUNCIATOR
	FIRE EXTINGUISHER		FIRE DAMPER
			HOSE CONNECTION



NORTH

LEGEND

	CONTROL VALVE		FIRE BLANKET
	MAIN SPRINKLER VALVE, SPRINKLER HEADER & ALARM VALVE		EXIT SIGN
	FIRE DEPARTMENT CONNECTION		FIRE ALARM BELL
	FIRE ALARM CONTROL PANEL		EMERGENCY LIGHTING
	MANUAL PULL STATION		FIRE ALARM ANNUNCIATOR
	FIRE EXTINGUISHER		FIRE DAMPER
			HOSE CONNECTION

Project

ST.
JOSEPH'S-ALEXANDER
McKAY ELEMENTARY
SCHOOL

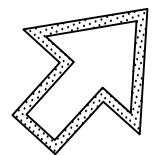
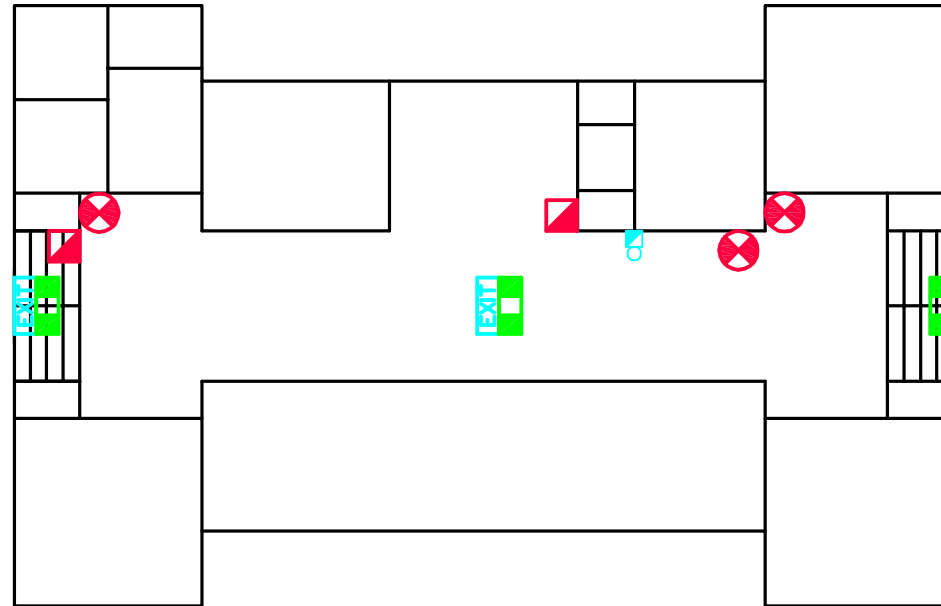
5389 RUSSELL STREET
HALIFAX, NS

Drawing

MAINTENANCE DRAWING
SECOND FLOOR

Drawing no.

FSM-2



NORTH

LEGEND

	CONTROL VALVE		FIRE BLANKET
	MAIN SPRINKLER VALVE , SPRINKLER HEADER & ALARM VALVE		EXIT SIGN
	FIRE DEPARTMENT CONNECTION		FIRE ALARM BELL
	FIRE ALARM CONTROL PANEL		EMERGENCY LIGHTING
	MANUAL PULL STATION		FIRE ALARM ANNUNCIATOR
	FIRE EXTINGUISHER		FIRE DAMPER
			HOSE CONNECTION

Project

**ST.
JOSEPH'S-ALEXANDER
McKAY ELEMENTARY
SCHOOL**

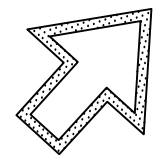
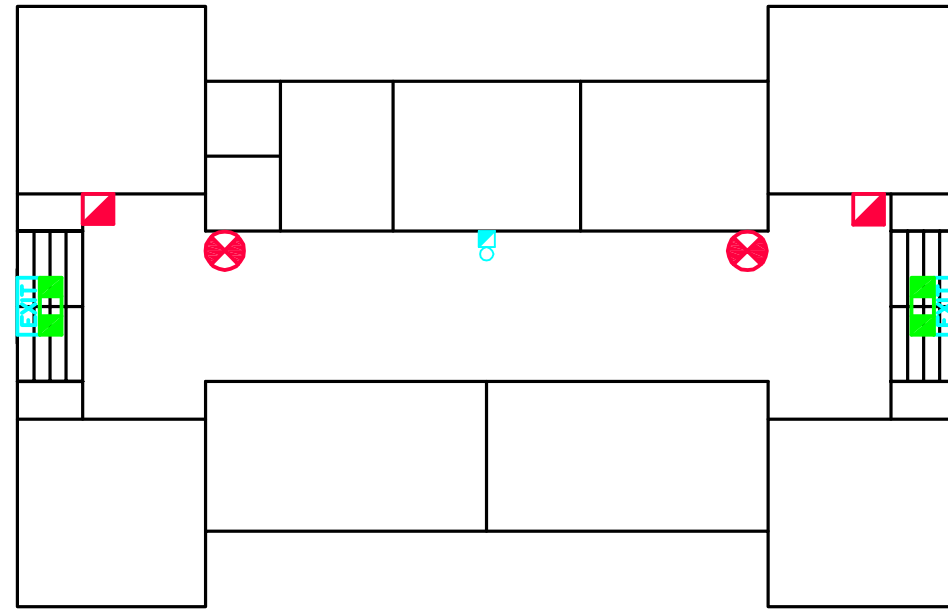
5389 RUSSELL STREET
HALIFAX, NS

Drawing

**MAINTENANCE DRAWING
THIRD FLOOR**














Drawing no.

FSM-3



NORTH

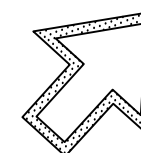
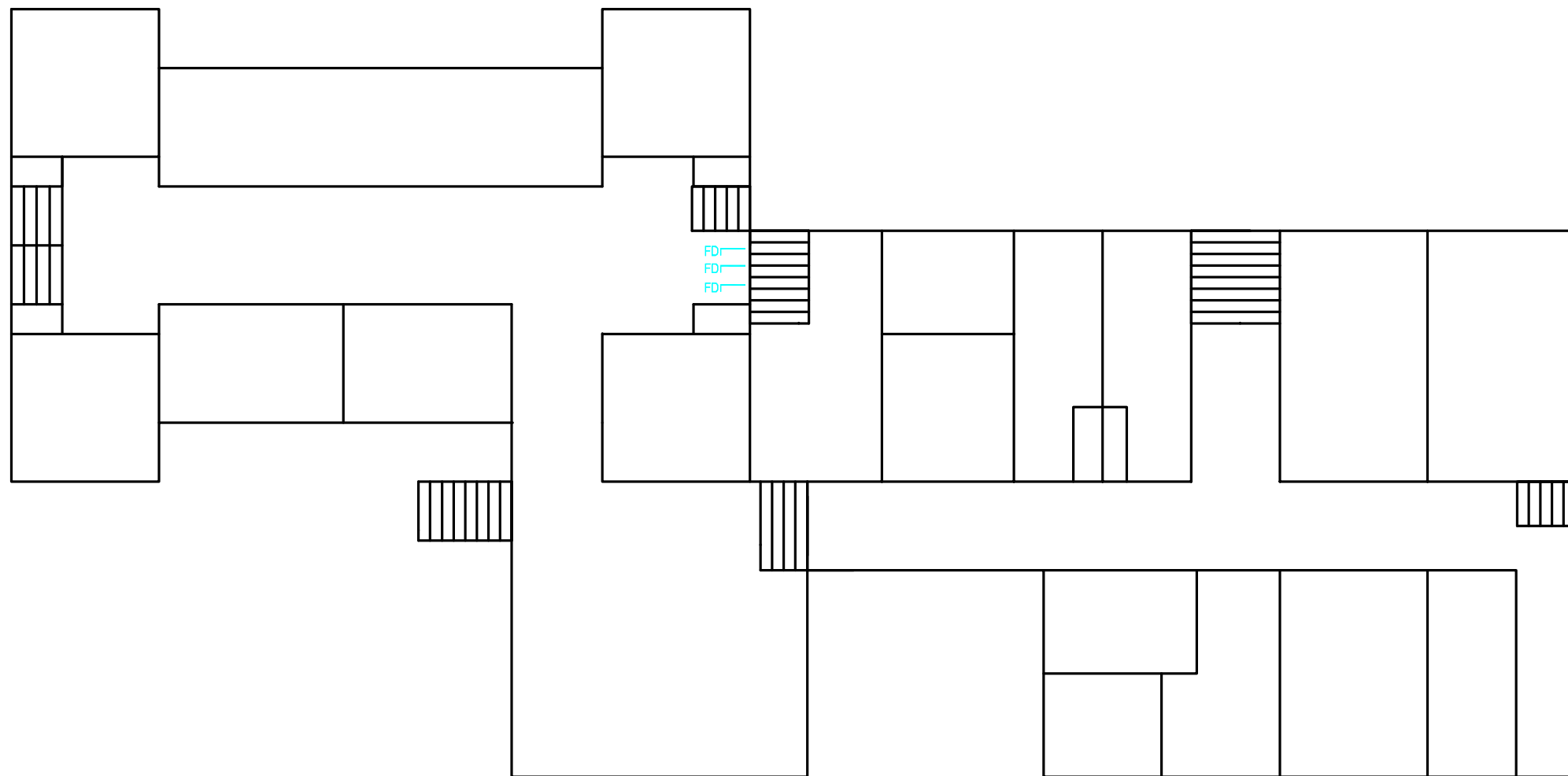
LEGEND

	CONTROL VALVE		FIRE BLANKET
	MAIN SPRINKLER VALVE , SPRINKLER HEADER & ALARM VALVE		EXIT SIGN
	FIRE DEPARTMENT CONNECTION		FIRE ALARM BELL
	FIRE ALARM CONTROL PANEL		EMERGENCY LIGHTING
	MANUAL PULL STATION		FIRE ALARM ANNUNCIATOR
	FIRE EXTINGUISHER		FIRE DAMPER
			HOSE CONNECTION

Project
**ST. JOSEPH'S-ALEXANDER
 McKAY ELEMENTARY
 SCHOOL**
 5389 RUSSELL STREET
 HALIFAX, NS














Drawing
**MAINTENANCE DRAWING
 FOURTH FLOOR**

Drawing no.
FSM-4



NORTH

LEGEND

	CONTROL VALVE		FIRE BLANKET
	MAIN SPRINKLER VALVE , SPRINKLER HEADER & ALARM VALVE		EXIT SIGN
	FIRE DEPARTMENT CONNECTION		FIRE ALARM BELL
	FIRE ALARM CONTROL PANEL		EMERGENCY LIGHTING
	MANUAL PULL STATION		FIRE ALARM ANNUNCIATOR
	FIRE EXTINGUISHER		FIRE DAMPER
			HOSE CONNECTION

Project

**ST.
JOSEPH'S-ALEXANDER
McKAY ELEMENTARY
SCHOOL**


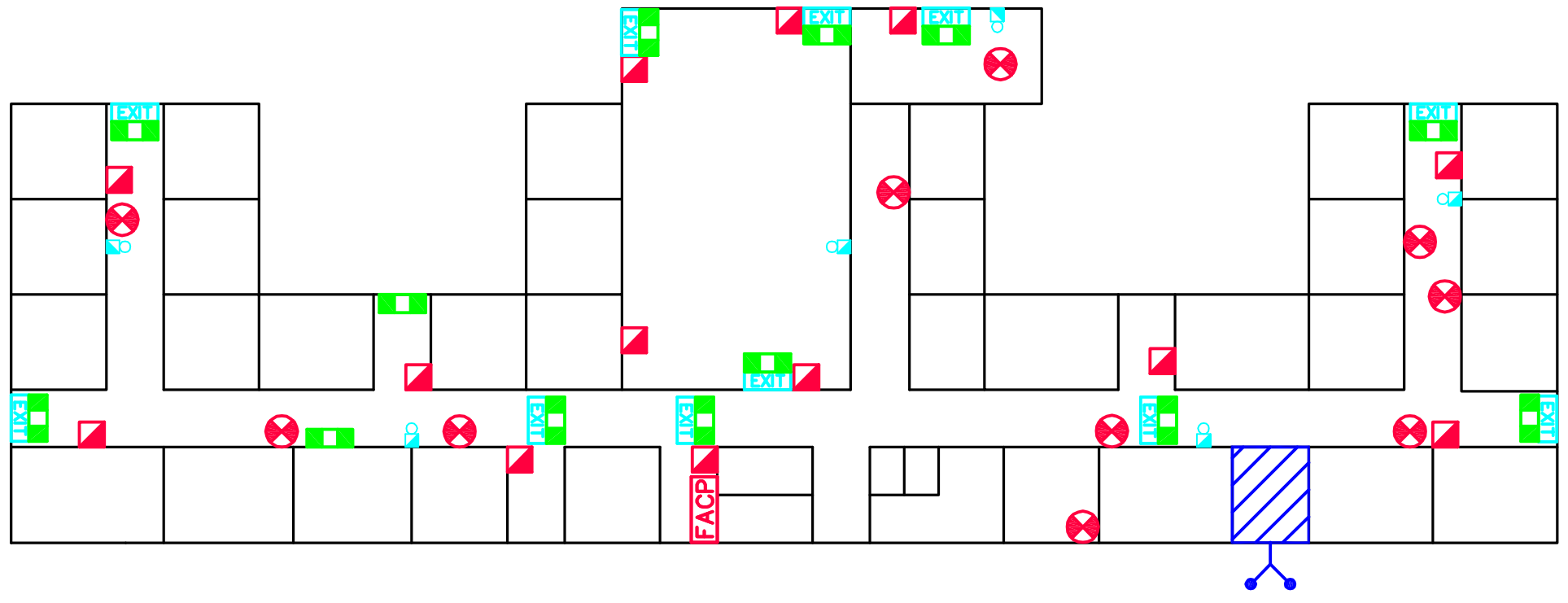
5389 RUSSELL STREET
HALIFAX, NS

Drawing

**FIRE DAMPER DRAWING
SECOND FLOOR**














Drawing no.

FSM-5



NORTH


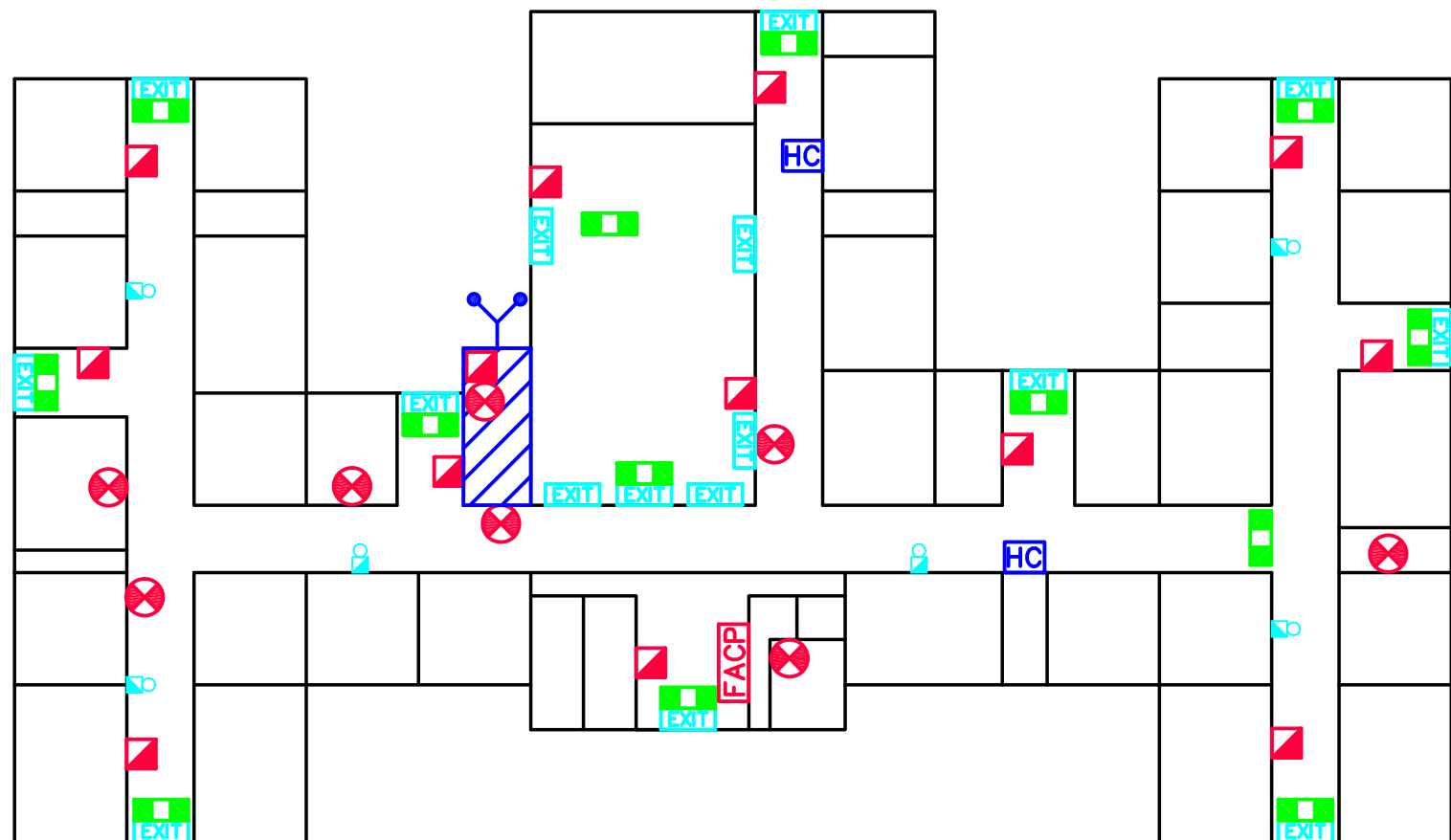
LEGEND

	CONTROL VALVE		FIRE BLANKET
	MAIN SPRINKLER VALVE, SPRINKLER HEADER & ALARM VALVE		EXIT SIGN
	FIRE DEPARTMENT CONNECTION		FIRE ALARM BELL
	FIRE ALARM CONTROL PANEL		EMERGENCY LIGHTING
	MANUAL PULL STATION		FIRE ALARM ANNUNCIATOR
	FIRE EXTINGUISHER		FIRE DAMPER
			HOSE CONNECTION

Project
**ST. STEPHEN'S
 ELEMENTARY
 SCHOOL**
 3669 HIGHLAND AVENUE
 HALIFAX, NS

Drawing
**MAINTENANCE DRAWING
 FIRST FLOOR**

Drawing no.
FSM-1



NORTH

LEGEND

	CONTROL VALVE		FIRE BLANKET
	MAIN SPRINKLER VALVE, SPRINKLER HEADER & ALARM VALVE		EXIT SIGN
	FIRE DEPARTMENT CONNECTION		FIRE ALARM BELL
	FIRE ALARM CONTROL PANEL		EMERGENCY LIGHTING
	MANUAL PULL STATION		FIRE ALARM ANNUNCIATOR
	FIRE EXTINGUISHER		FIRE DAMPER
			HOSE CONNECTION

Project

**WESTMOUNT
ELEMENTARY
SCHOOL**

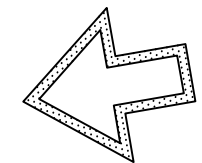
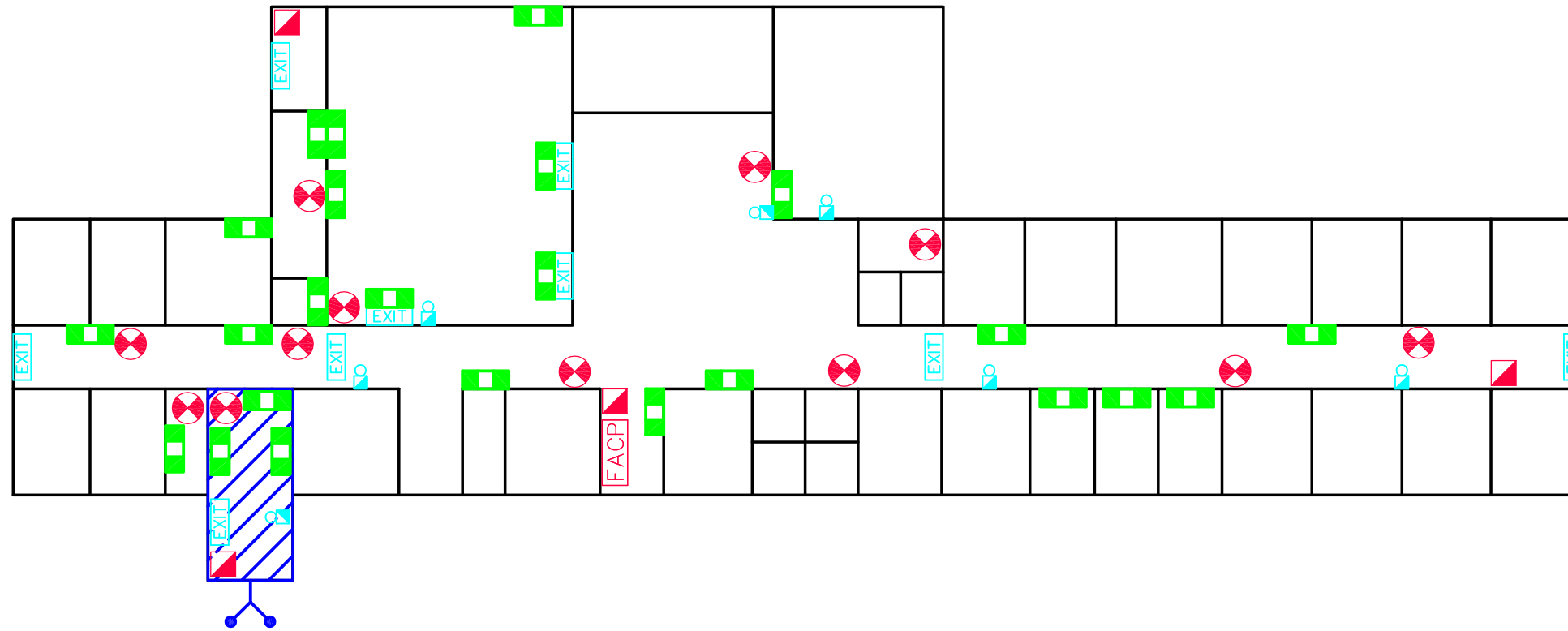
6700 EDWARD ARAB AVE
HALIFAX, NS

Drawing

**MAINTENANCE DRAWING
FIRST FLOOR**














Drawing no.

FSM-1



NORTH

LEGEND

	CONTROL VALVE		FIRE BLANKET
	MAIN SPRINKLER VALVE , SPRINKLER HEADER & ALARM VALVE		EXIT SIGN
	FIRE DEPARTMENT CONNECTION		FIRE ALARM BELL
	FIRE ALARM CONTROL PANEL		EMERGENCY LIGHTING
	MANUAL PULL STATION		FIRE ALARM ANNUNCIATOR
	FIRE EXTINGUISHER		FIRE DAMPER
			HOSE CONNECTION

Project

WILLIAM KING ELEMENTARY SCHOOL

91 ST. PAUL'S AVENUE
HERRING COVE, NS

Drawing

MAINTENANCE DRAWING FIRST FLOOR

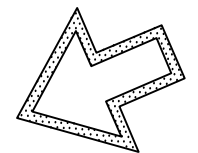
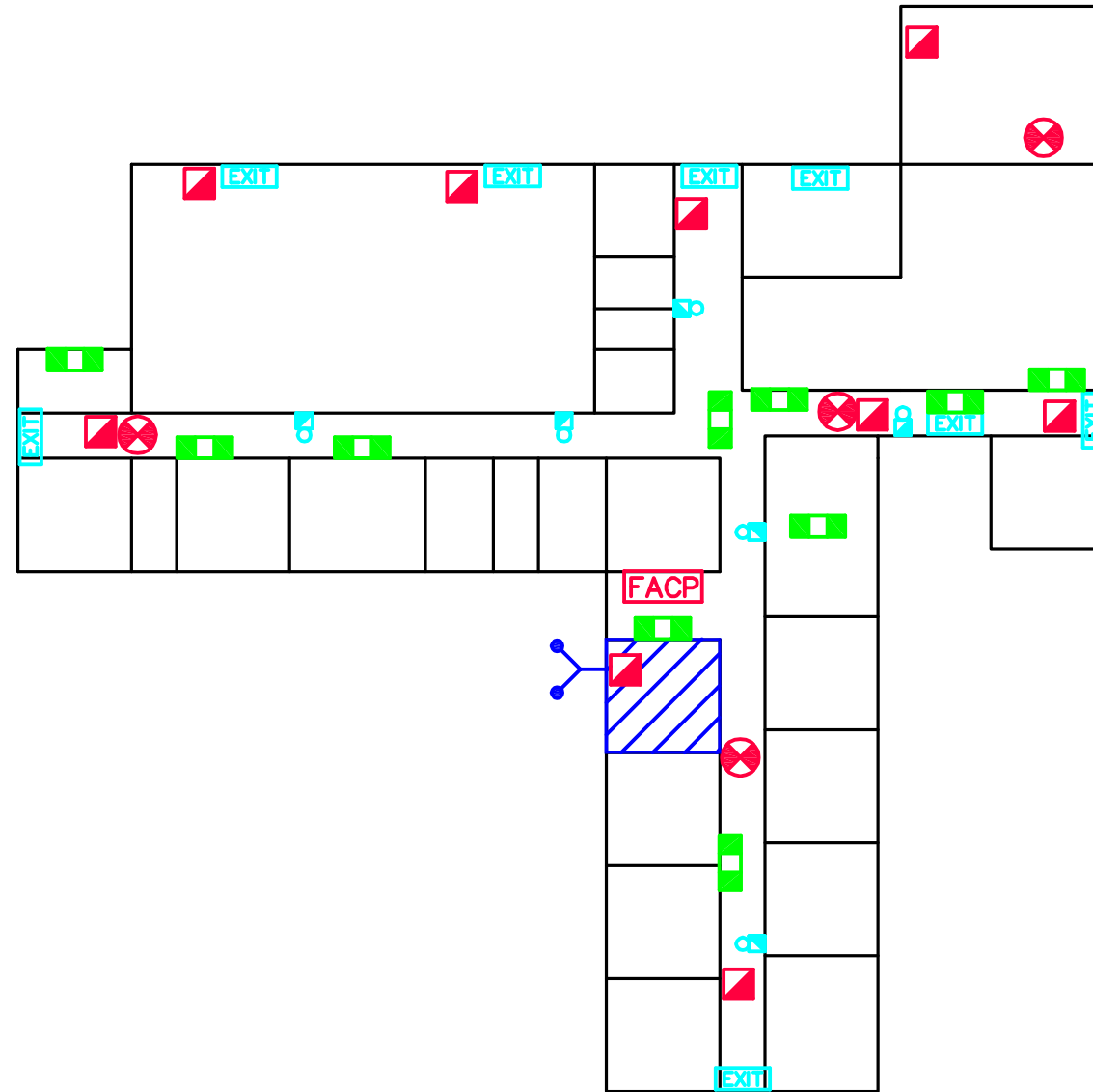
Drawing no.

FSM-1

Tender #3959 – Fire Alarm and Emergency Lighting Inspections














Appendix H – Building Floor Plans

Region 2



NORTH

LEGEND

	CONTROL VALVE		FIRE BLANKET
	MAIN SPRINKLER VALVE , SPRINKLER HEADER & ALARM VALVE		EXIT SIGN
	FIRE DEPARTMENT CONNECTION		FIRE ALARM BELL
	FIRE ALARM CONTROL PANEL		EMERGENCY LIGHTING
	MANUAL PULL STATION		FIRE ALARM ANNUNCIATOR
	FIRE EXTINGUISHER		FIRE DAMPER
			HOSE CONNECTION

Project

**A.J. SMELTZER
JUNIOR HIGH
SCHOOL**

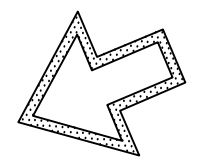
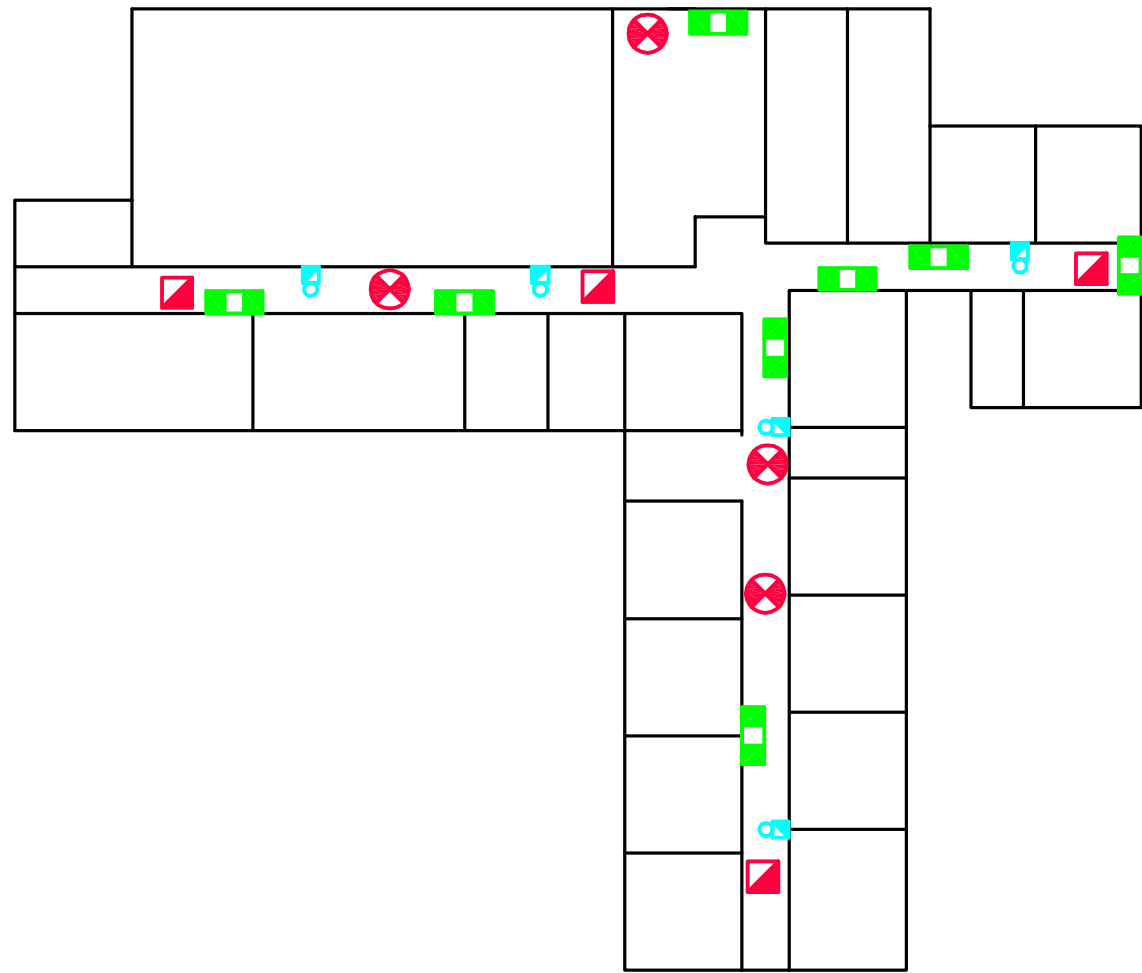
46 PRINCE ST.
LOWER SACKVILLE, NS

Drawing

**MAINTENANCE DRAWING
FIRST FLOOR**














Drawing no.

FSM-1



NORTH

LEGEND

	CONTROL VALVE		FIRE BLANKET
	MAIN SPRINKLER VALVE , SPRINKLER HEADER & ALARM VALVE		EXIT SIGN
	FIRE DEPARTMENT CONNECTION		FIRE ALARM BELL
	FIRE ALARM CONTROL PANEL		EMERGENCY LIGHTING
	MANUAL PULL STATION		FIRE ALARM ANNUNCIATOR
	FIRE EXTINGUISHER		FIRE DAMPER
			HOSE CONNECTION


Project
**A.J. SMELTZER
 JUNIOR HIGH
 SCHOOL**
 46 PRINCE ST.
 LOWER SACKVILLE, NS


Drawing
**MAINTENANCE DRAWING
 SECOND FLOOR**

Drawing no.
FSM-2

LEGEND

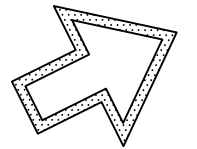
 FIRE DEPARTMENT CONNECTION

 FIRE DEPARTMENT EMERGENCY RESPONSE LOCATION

 FIRE DEPARTMENT EMERGENCY RESPONSE ENTRANCE

 MUNICIPAL FIRE HYDRANT

 PRIVATE FIRE HYDRANT



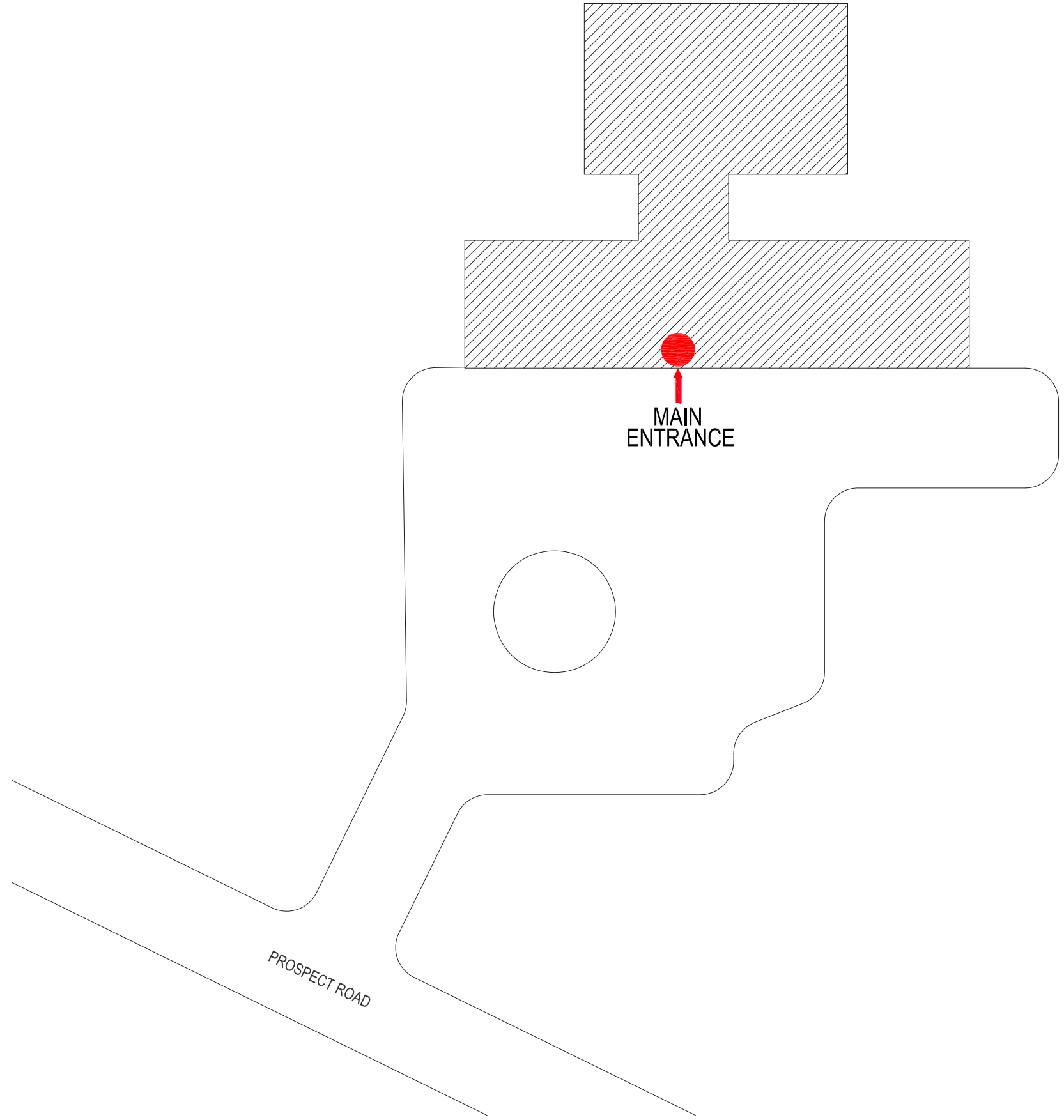
NORTH

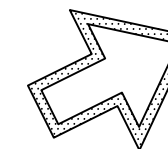
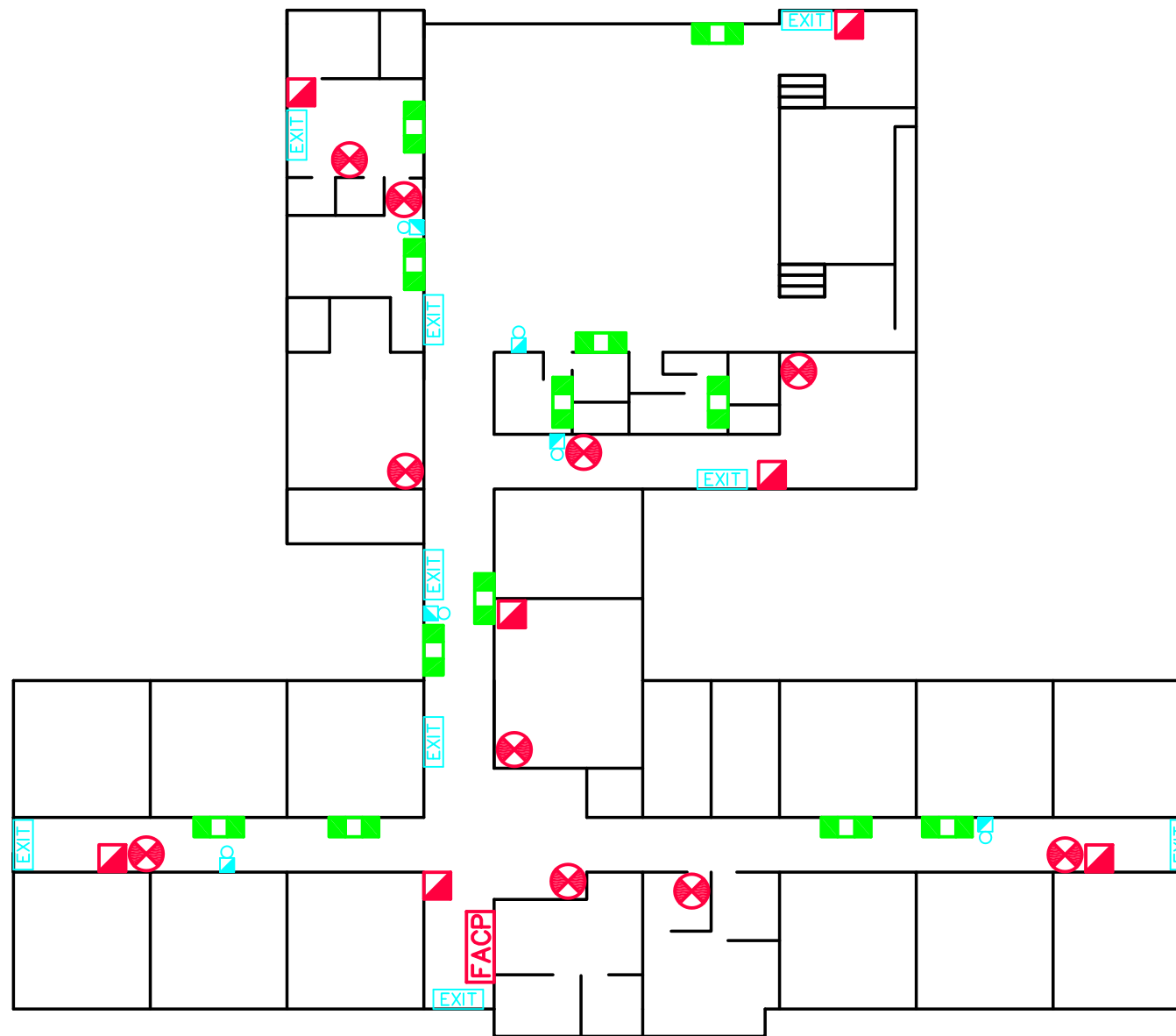
Project
**ATLANTIC MEMORIAL -
TERENCE BAY
ELEMENTARY SCHOOL**

*3591 PROSPECT ROAD
SHAD BAY, NS*

Drawing
SITE PLAN














Drawing no.
FSM-0





NORTH

LEGEND

	CONTROL VALVE		FIRE BLANKET
	MAIN SPRINKLER VALVE, SPRINKLER HEADER & ALARM VALVE		EXIT SIGN
	FIRE DEPARTMENT CONNECTION		FIRE ALARM BELL
	FIRE ALARM CONTROL PANEL		EMERGENCY LIGHTING
	MANUAL PULL STATION		FIRE ALARM ANNUNCIATOR
	FIRE EXTINGUISHER		FIRE DAMPER
			HOSE CONNECTION






Project
**ATLANTIC MEMORIAL -
 TERENCE BAY
 ELEMENTARY SCHOOL**

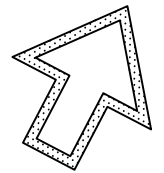
3591 PROSPECT ROAD
 SHAD BAY, NS

Drawing
**MAINTENANCE DRAWING
 FIRST FLOOR**

Drawing no.
FSM-1

LEGEND

-  FIRE DEPARTMENT CONNECTION
-  FIRE DEPARTMENT EMERGENCY RESPONSE LOCATION
-  FIRE DEPARTMENT EMERGENCY RESPONSE ENTRANCE
-  MUNICIPAL FIRE HYDRANT
-  PRIVATE FIRE HYDRANT



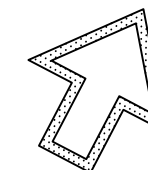
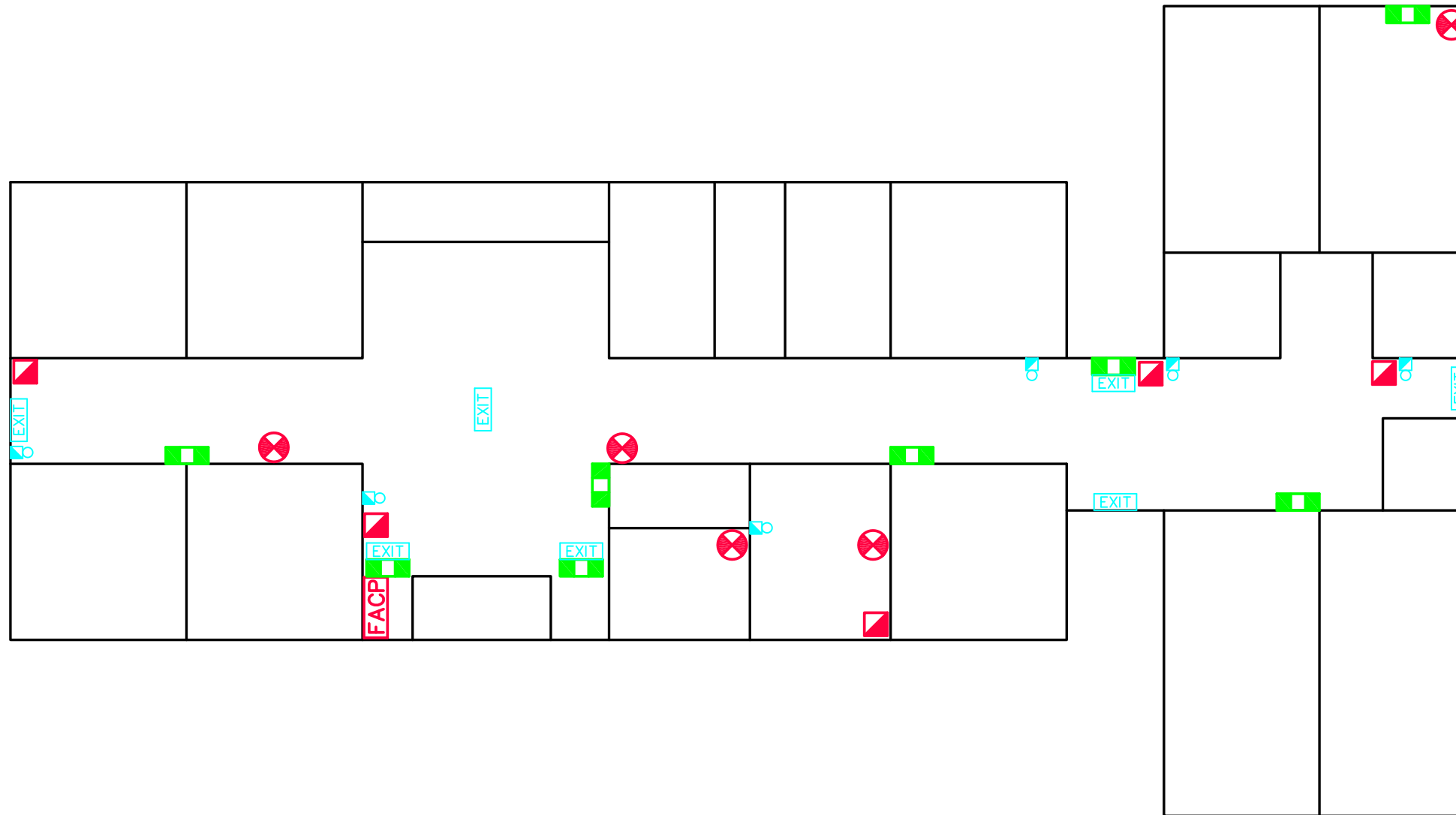
NORTH

Project
**ATLANTIC MEMORIAL -
TERENCE BAY
ELEMENTARY SCHOOL**
1714 LOWER PROSPECT ROAD
TERENCE BAY, NS

Drawing
SITE PLAN

Drawing no.
FSM-0














Draft



NORTH

* PLEASE CONFIRM FACP LOCATION
 * EXIT SIGN LOCATIONS NOT SHOWN ON MARKUPS

LEGEND


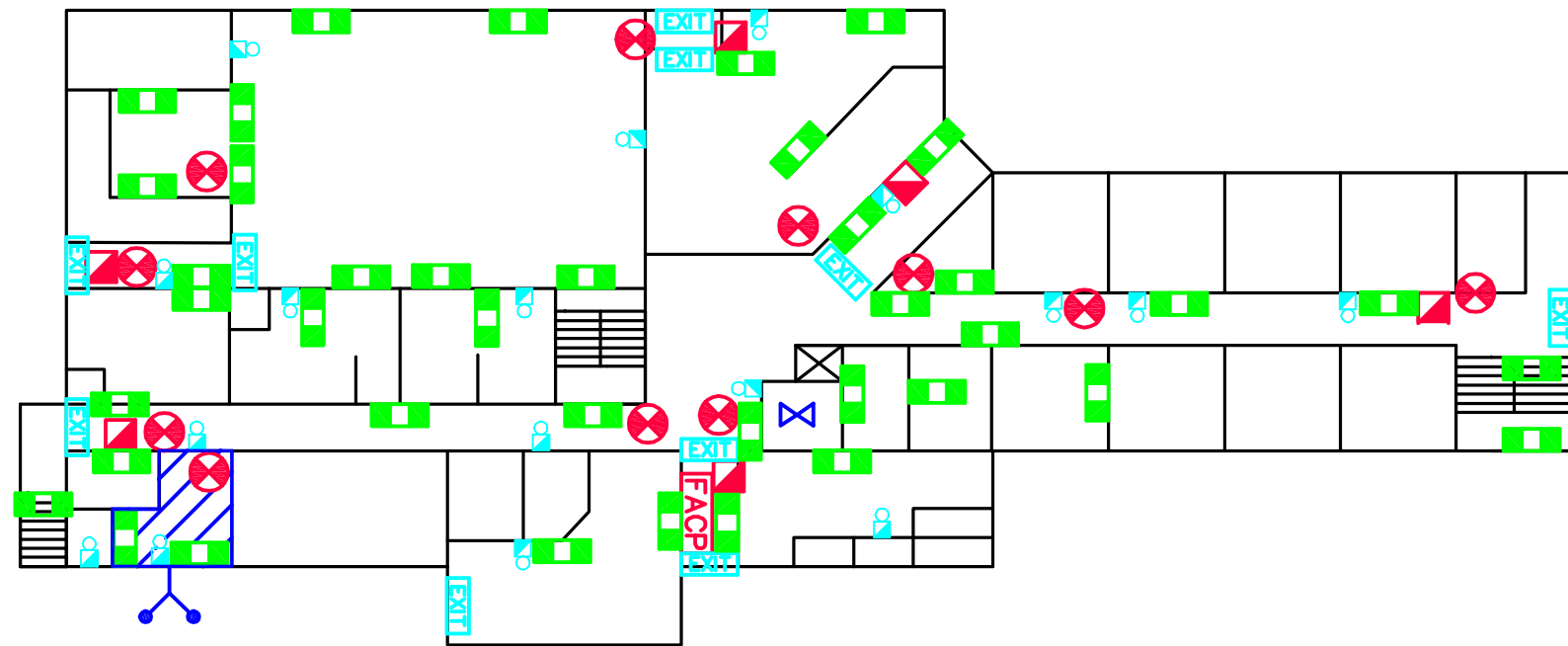
 CONTROL VALVE	 FIRE BLANKET
 MAIN SPRINKLER VALVE, SPRINKLER HEADER & ALARM VALVE	 EXIT SIGN
 FIRE DEPARTMENT CONNECTION	 FIRE ALARM BELL
 FIRE ALARM CONTROL PANEL	 EMERGENCY LIGHTING
 MANUAL PULL STATION	 FIRE ALARM ANNUNCIATOR
 FIRE EXTINGUISHER	 FIRE DAMPER
	 HOSE CONNECTION

Project
**ATLANTIC MEMORIAL -
 TERENCE BAY
 ELEMENTARY SCHOOL**
 1714 LOWER PROSPECT ROAD
 TERENCE BAY, NS

Drawing
**MAINTENANCE DRAWING
 FIRST FLOOR**














Drawing no.
FSM-1

Draft



NORTH


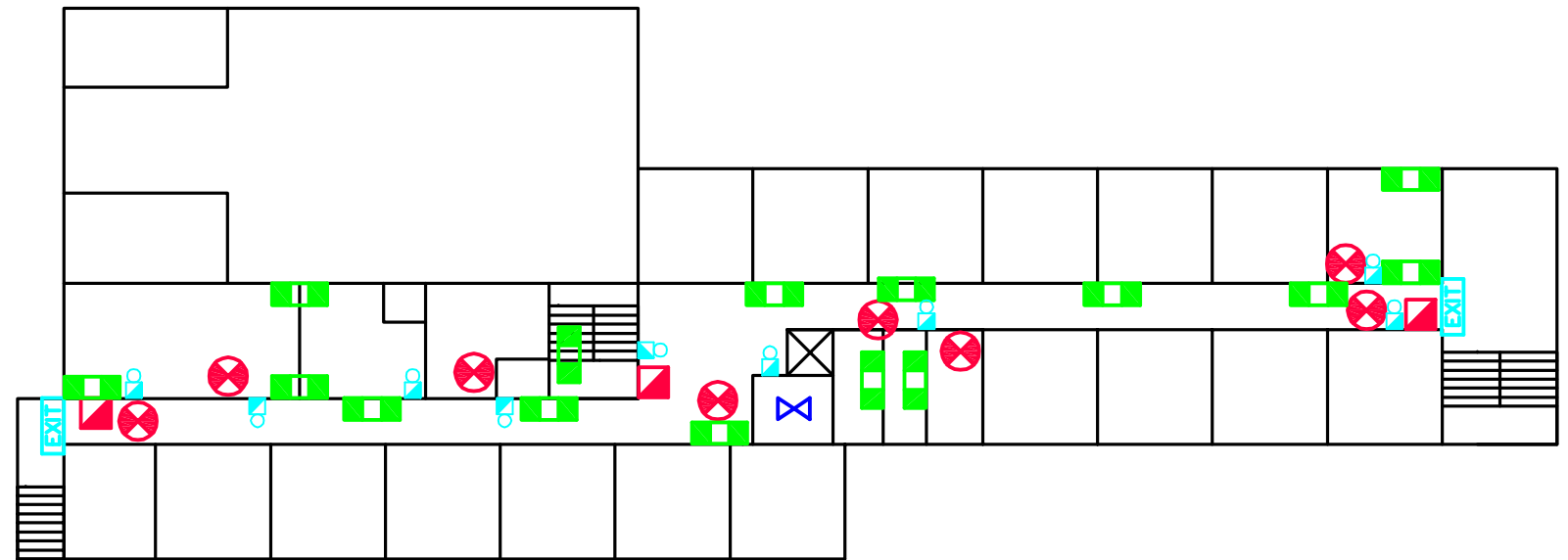
LEGEND

	CONTROL VALVE		FIRE BLANKET
	MAIN SPRINKLER VALVE, SPRINKLER HEADER & ALARM VALVE		EXIT SIGN
	FIRE DEPARTMENT CONNECTION		FIRE ALARM BELL
	FIRE ALARM CONTROL PANEL		EMERGENCY LIGHTING
	MANUAL PULL STATION		FIRE ALARM ANNUNCIATOR
	FIRE EXTINGUISHER		FIRE DAMPER
			HOSE CONNECTION














Project
**BASINVIEW DRIVE
 COMMUNITY
 SCHOOL**
 273 BASINVIEW DR.
 BEDFORD, NS

Drawing
**MAINTENANCE DRAWING
 FIRST FLOOR**

Drawing no.
FSM-1



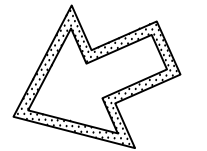
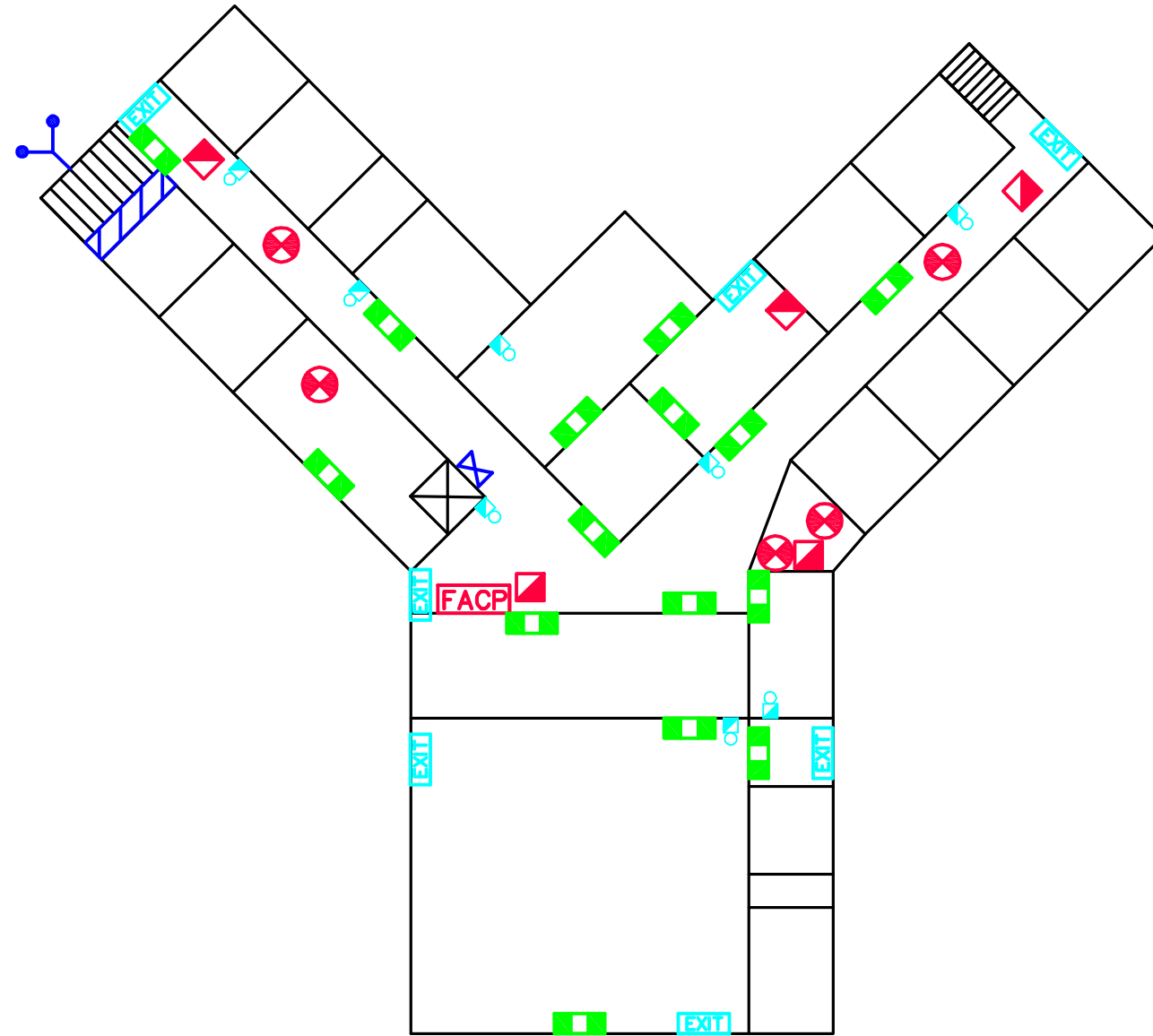
NORTH

LEGEND	
	CONTROL VALVE
	MAIN SPRINKLER VALVE, SPRINKLER HEADER & ALARM VALVE
	FIRE DEPARTMENT CONNECTION
	FIRE ALARM CONTROL PANEL
	MANUAL PULL STATION
	FIRE EXTINGUISHER
	FIRE BLANKET
	EXIT SIGN
	FIRE ALARM BELL
	EMERGENCY LIGHTING
	FIRE ALARM ANNUNCIATOR
	FIRE DAMPER
	HOSE CONNECTION

Project
**BASINVIEW DRIVE
 COMMUNITY
 SCHOOL**
 273 BASINVIEW DR.
 BEDFORD, NS














Drawing
**MAINTENANCE DRAWING
 SECOND FLOOR**

Drawing no.
FSM-2



NORTH


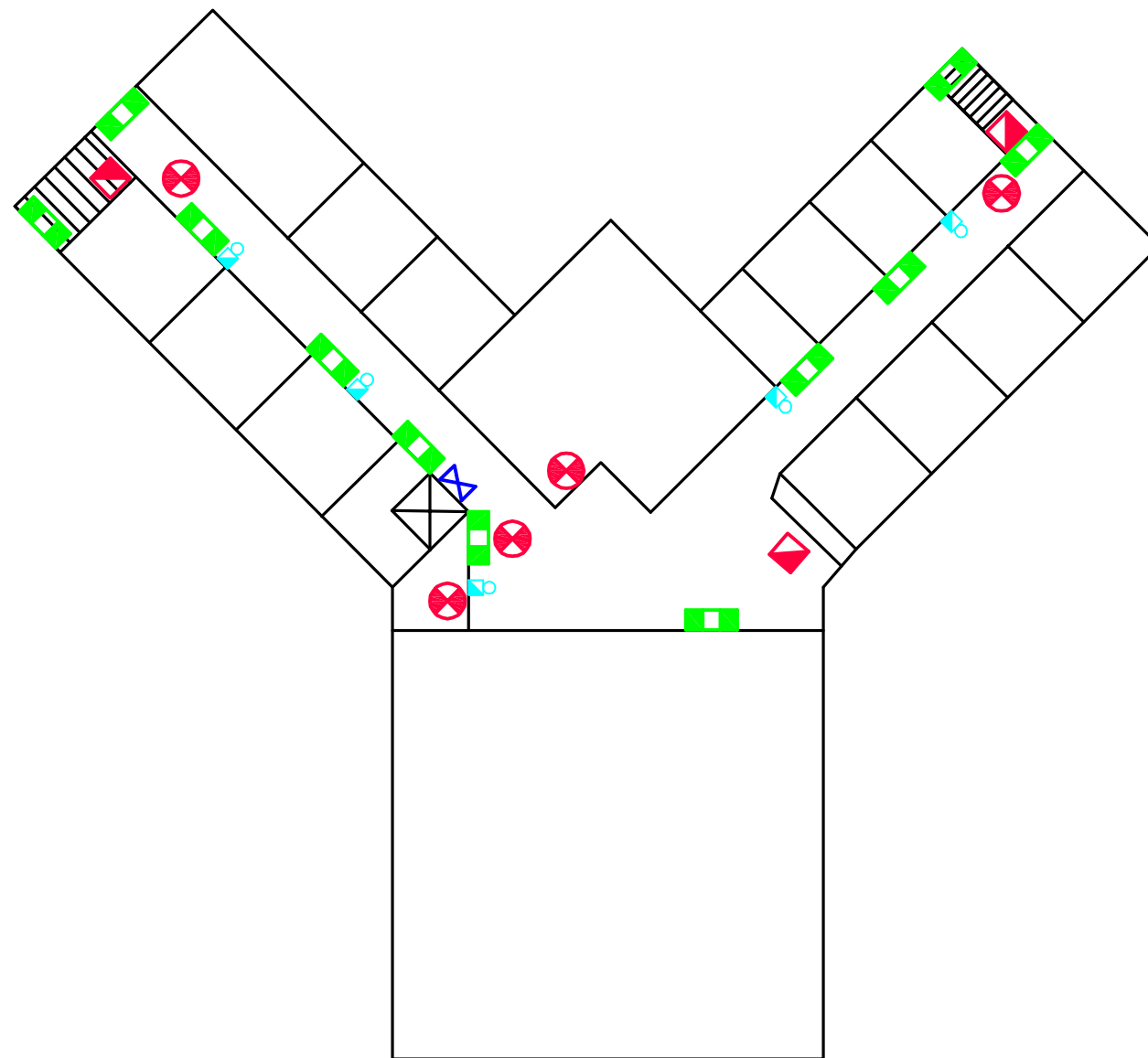
LEGEND

	CONTROL VALVE		FIRE BLANKET
	MAIN SPRINKLER VALVE , SPRINKLER HEADER & ALARM VALVE		EXIT SIGN
	FIRE DEPARTMENT CONNECTION		FIRE ALARM BELL
	FIRE ALARM CONTROL PANEL		EMERGENCY LIGHTING
	MANUAL PULL STATION		FIRE ALARM ANNUNCIATOR
	FIRE EXTINGUISHER		FIRE DAMPER
			HOSE CONNECTION

Project
**BEECHVILLE
 LAKESIDE TIMBERLEA
 ELEMENTARY
 SCHOOL**
 22 JAMES ST.
 TIMBERLEA, NS














Drawing
**MAINTENANCE DRAWING
 FIRST FLOOR**

Drawing no.
FSM-1



NORTH


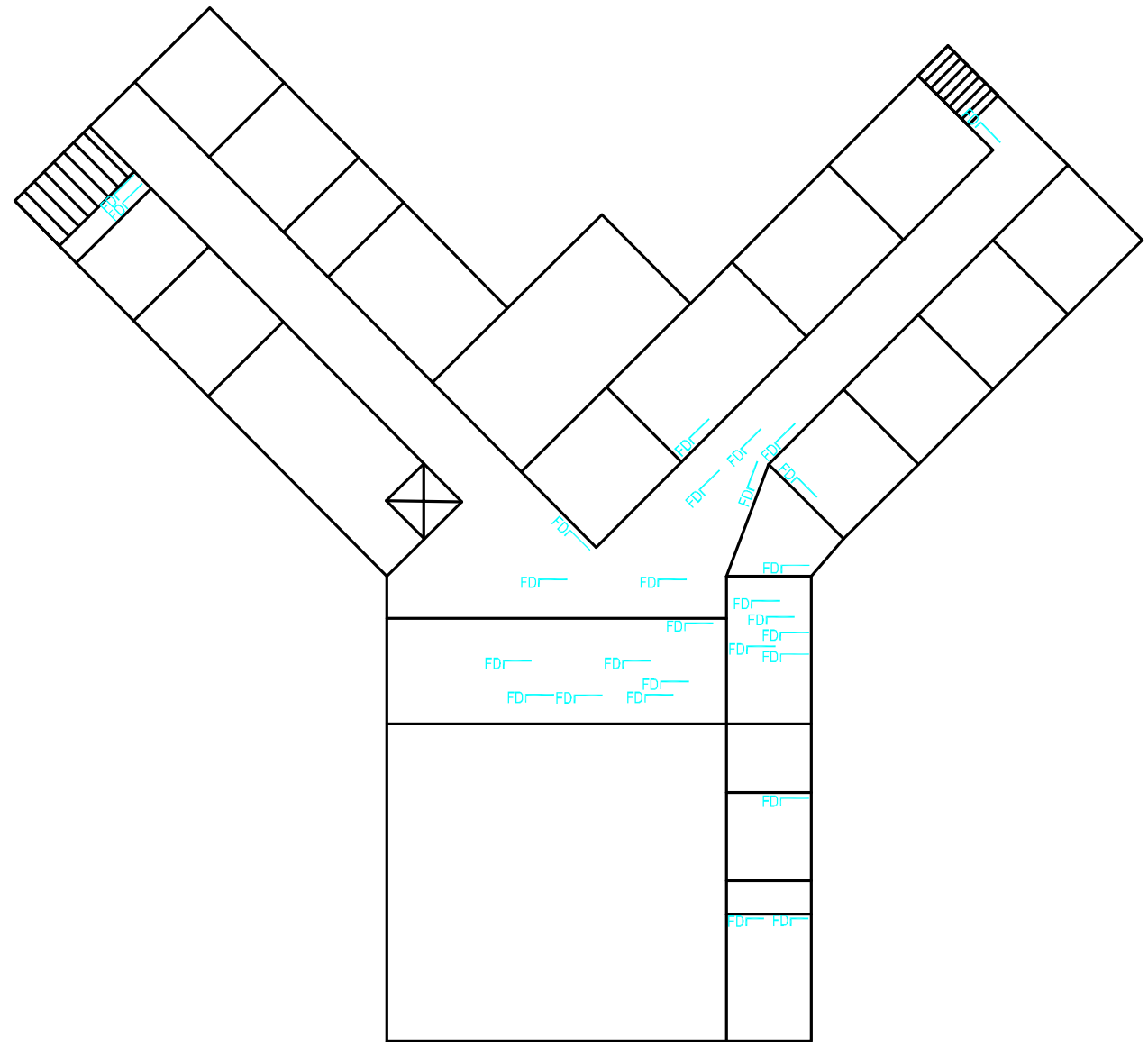
LEGEND

 CONTROL VALVE	 FIRE BLANKET
 MAIN SPRINKLER VALVE, SPRINKLER HEADER & ALARM VALVE	 EXIT EXIT SIGN
 FIRE DEPARTMENT CONNECTION	 FIRE ALARM BELL
 FACP FIRE ALARM CONTROL PANEL	 EMERGENCY LIGHTING
 MANUAL PULL STATION	 FAA FIRE ALARM ANNUNCIATOR
 FIRE EXTINGUISHER	 FD FIRE DAMPER
	 HC HOSE CONNECTION

Project
**BEECHVILLE
 LAKESIDE TIMBERLEA
 ELEMENTARY
 SCHOOL**
 22 JAMES ST.
 TIMBERLEA, NS














Drawing
**MAINTENANCE DRAWING
 SECOND FLOOR**

Drawing no.
FSM-2



NORTH


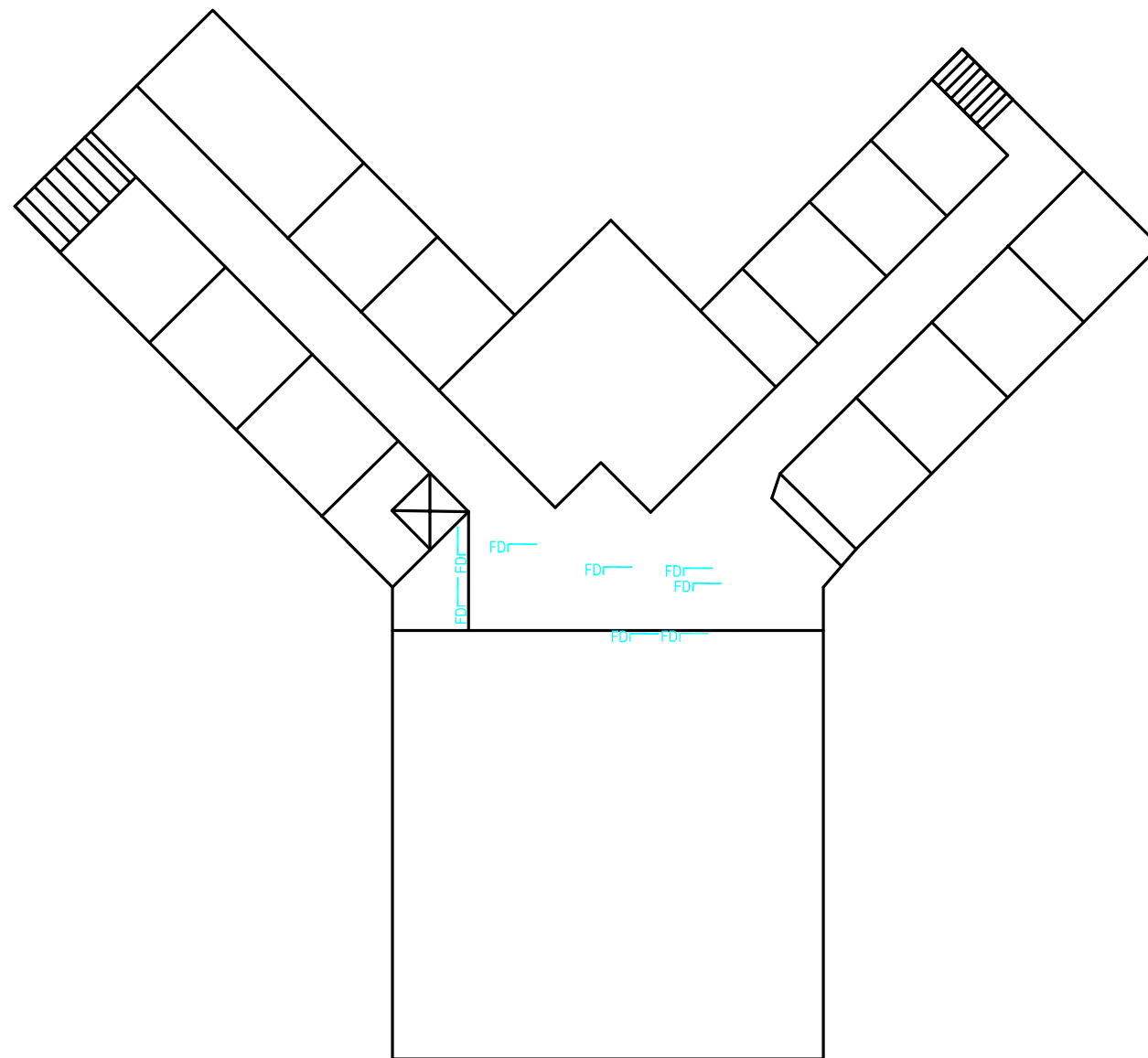
LEGEND

	CONTROL VALVE		FIRE BLANKET
	MAIN SPRINKLER VALVE , SPRINKLER HEADER & ALARM VALVE		EXIT SIGN
	FIRE DEPARTMENT CONNECTION		FIRE ALARM BELL
	FIRE ALARM CONTROL PANEL		EMERGENCY LIGHTING
	MANUAL PULL STATION		FIRE ALARM ANNUNCIATOR
	FIRE EXTINGUISHER		FIRE DAMPER
			HOSE CONNECTION

Project
**BEECHVILLE
 LAKESIDE TIMBERLEA
 ELEMENTARY
 SCHOOL**
 22 JAMES ST.
 TIMBERLEA, NS














Drawing
**FIRE DAMPER DRAWING
 FIRST FLOOR**

Drawing no.
FSM-3



NORTH

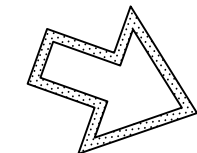
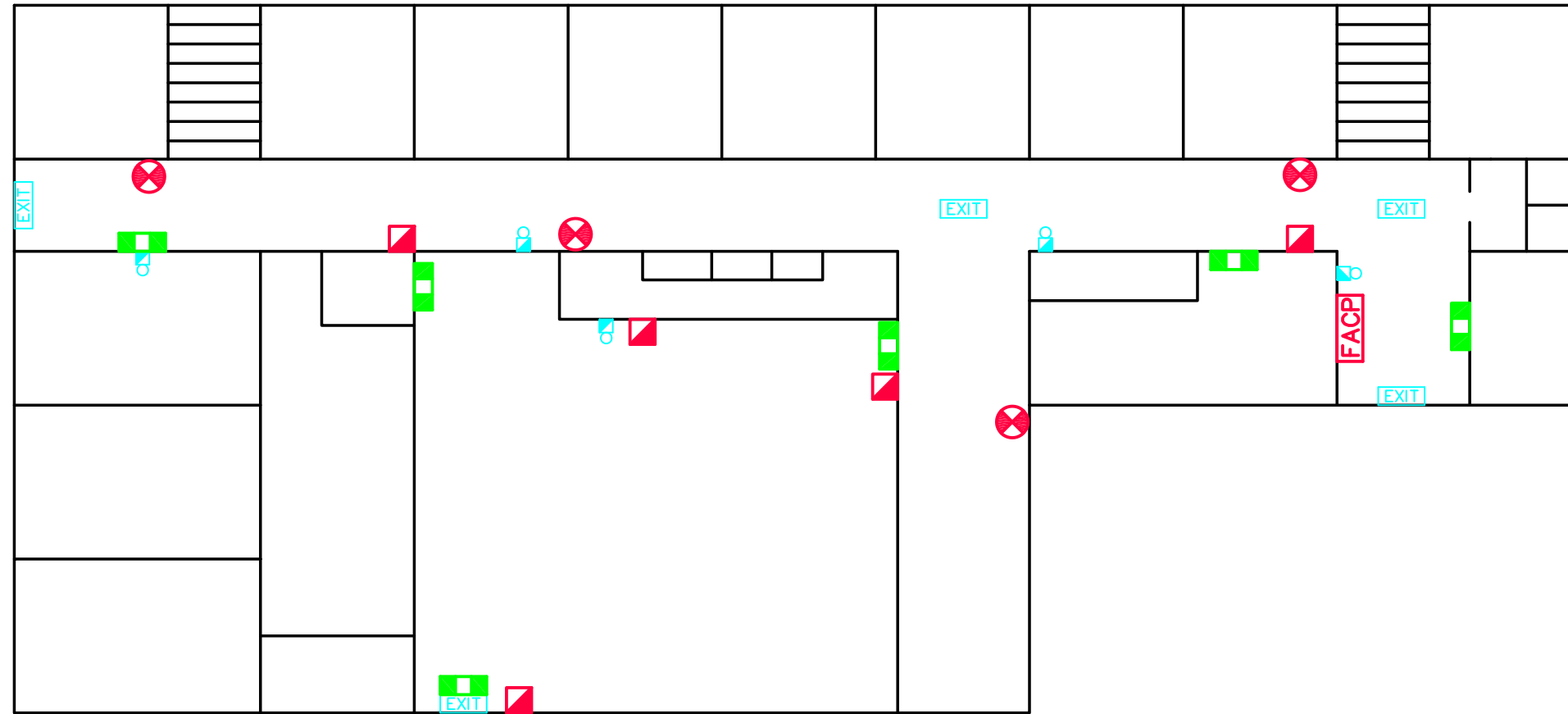
LEGEND

	CONTROL VALVE		FIRE BLANKET
	MAIN SPRINKLER VALVE , SPRINKLER HEADER & ALARM VALVE		EXIT SIGN
	FIRE DEPARTMENT CONNECTION		FIRE ALARM BELL
	FIRE ALARM CONTROL PANEL		EMERGENCY LIGHTING
	MANUAL PULL STATION		FIRE ALARM ANNUNCIATOR
	FIRE EXTINGUISHER		FIRE DAMPER
			HOSE CONNECTION

Project
**BEECHVILLE
 LAKESIDE TIMBERLEA
 ELEMENTARY
 SCHOOL**
 22 JAMES ST.
 TIMBERLEA, NS














Drawing
**FIRE DAMPER DRAWING
 SECOND FLOOR**

Drawing no.
FSM-4



NORTH

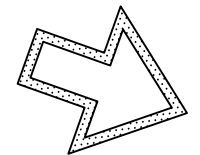
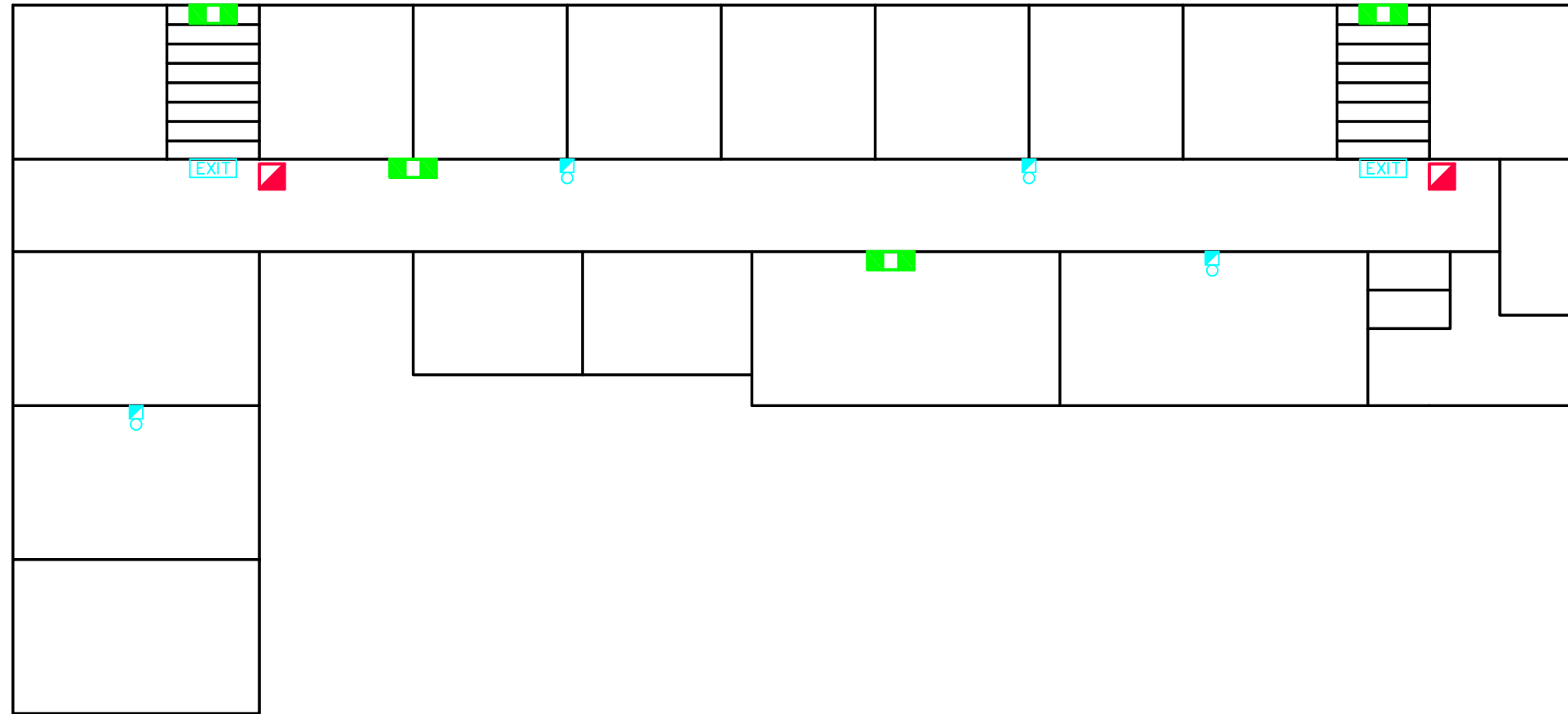
LEGEND

	CONTROL VALVE		FIRE BLANKET
	MAIN SPRINKLER VALVE , SPRINKLER HEADER & ALARM VALVE		EXIT SIGN
	FIRE DEPARTMENT CONNECTION		FIRE ALARM BELL
	FIRE ALARM CONTROL PANEL		EMERGENCY LIGHTING
	MANUAL PULL STATION		FIRE ALARM ANNUNCIATOR
	FIRE EXTINGUISHER		FIRE DAMPER
			HOSE CONNECTION

Project
**BEECHVILLE LAKESIDE
 TIMBERLEA ELEMENTARY
 SCHOOL**
 24 JAMES STREET
 TIMBERLEA, NS














Drawing
**MAINTENANCE DRAWING
 FIRST FLOOR**

Drawing no.
FSM-1



NORTH

LEGEND

	CONTROL VALVE		FIRE BLANKET
	MAIN SPRINKLER VALVE , SPRINKLER HEADER & ALARM VALVE		EXIT SIGN
	FIRE DEPARTMENT CONNECTION		FIRE ALARM BELL
	FIRE ALARM CONTROL PANEL		EMERGENCY LIGHTING
	MANUAL PULL STATION		FIRE ALARM ANNUNCIATOR
	FIRE EXTINGUISHER		FIRE DAMPER
			HOSE CONNECTION

Project

**BEECHVILLE LAKESIDE
TIMBERLEA ELEMENTARY
SCHOOL**

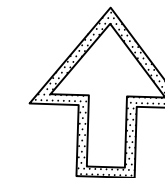
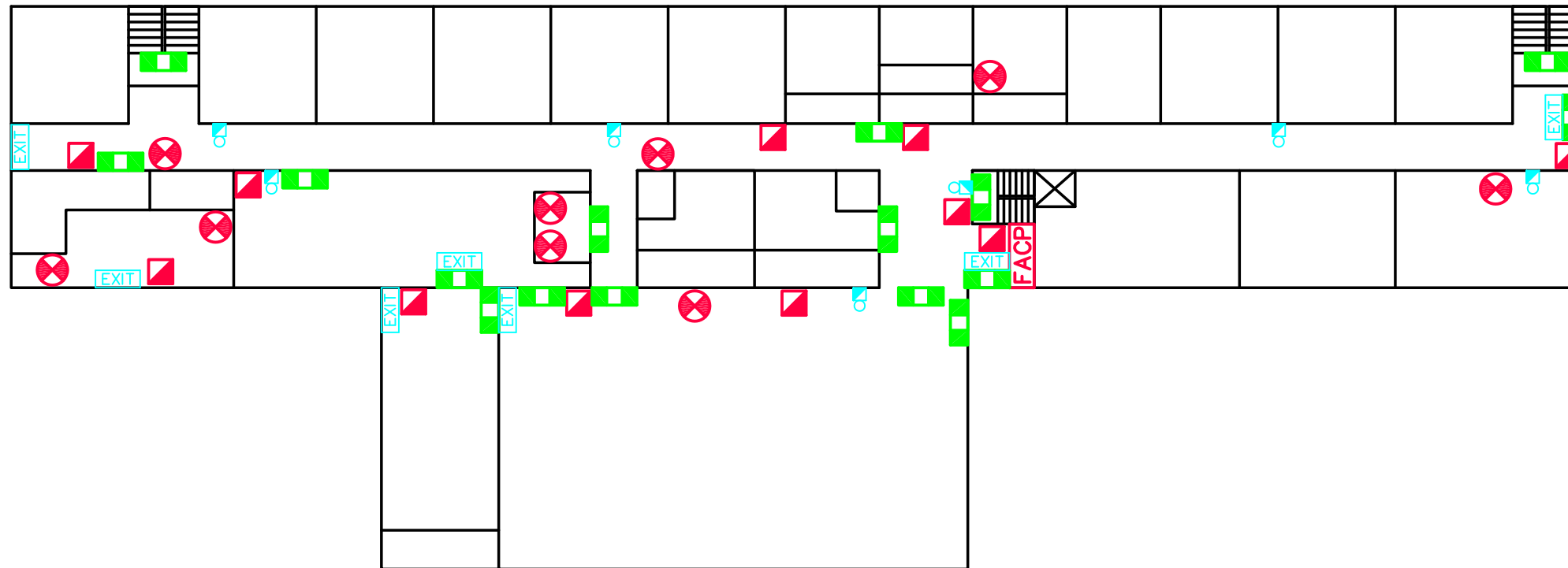
24 JAMES STREET
TIMBERLEA, NS

Drawing

**MAINTENANCE DRAWING
SECOND FLOOR**














Drawing no.

FSM-2



NORTH

LEGEND

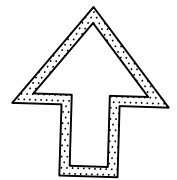
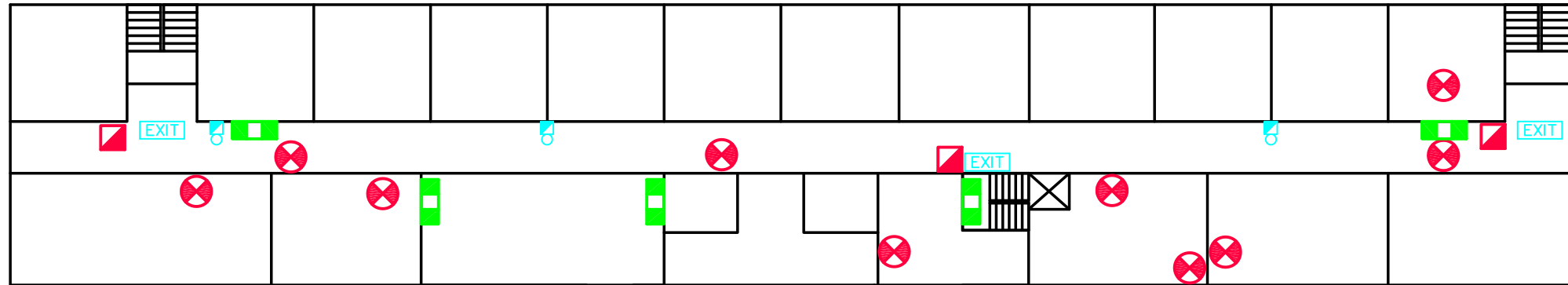
	CONTROL VALVE		FIRE BLANKET
	MAIN SPRINKLER VALVE, SPRINKLER HEADER & ALARM VALVE		EXIT SIGN
	FIRE DEPARTMENT CONNECTION		FIRE ALARM BELL
	FIRE ALARM CONTROL PANEL		EMERGENCY LIGHTING
	MANUAL PULL STATION		FIRE ALARM ANNUNCIATOR
	FIRE EXTINGUISHER		FIRE DAMPER
			HOSE CONNECTION

Project
**BROOKSIDE JUNIOR
HIGH SCHOOL**

2239 PROSPECT ROAD
HATCHET LAKE, NS














Drawing
**MAINTENANCE DRAWING
FIRST FLOOR**

Drawing no.
FSM-1



NORTH

LEGEND

 CONTROL VALVE	 FIRE BLANKET
 MAIN SPRINKLER VALVE, SPRINKLER HEADER & ALARM VALVE	 EXIT SIGN
 FIRE DEPARTMENT CONNECTION	 FIRE ALARM BELL
 FIRE ALARM CONTROL PANEL	 EMERGENCY LIGHTING
 MANUAL PULL STATION	 FIRE ALARM ANNUNCIATOR
 FIRE EXTINGUISHER	 FIRE DAMPER
	 HOSE CONNECTION

Project

**BROOKSIDE JUNIOR
HIGH SCHOOL**

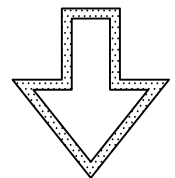
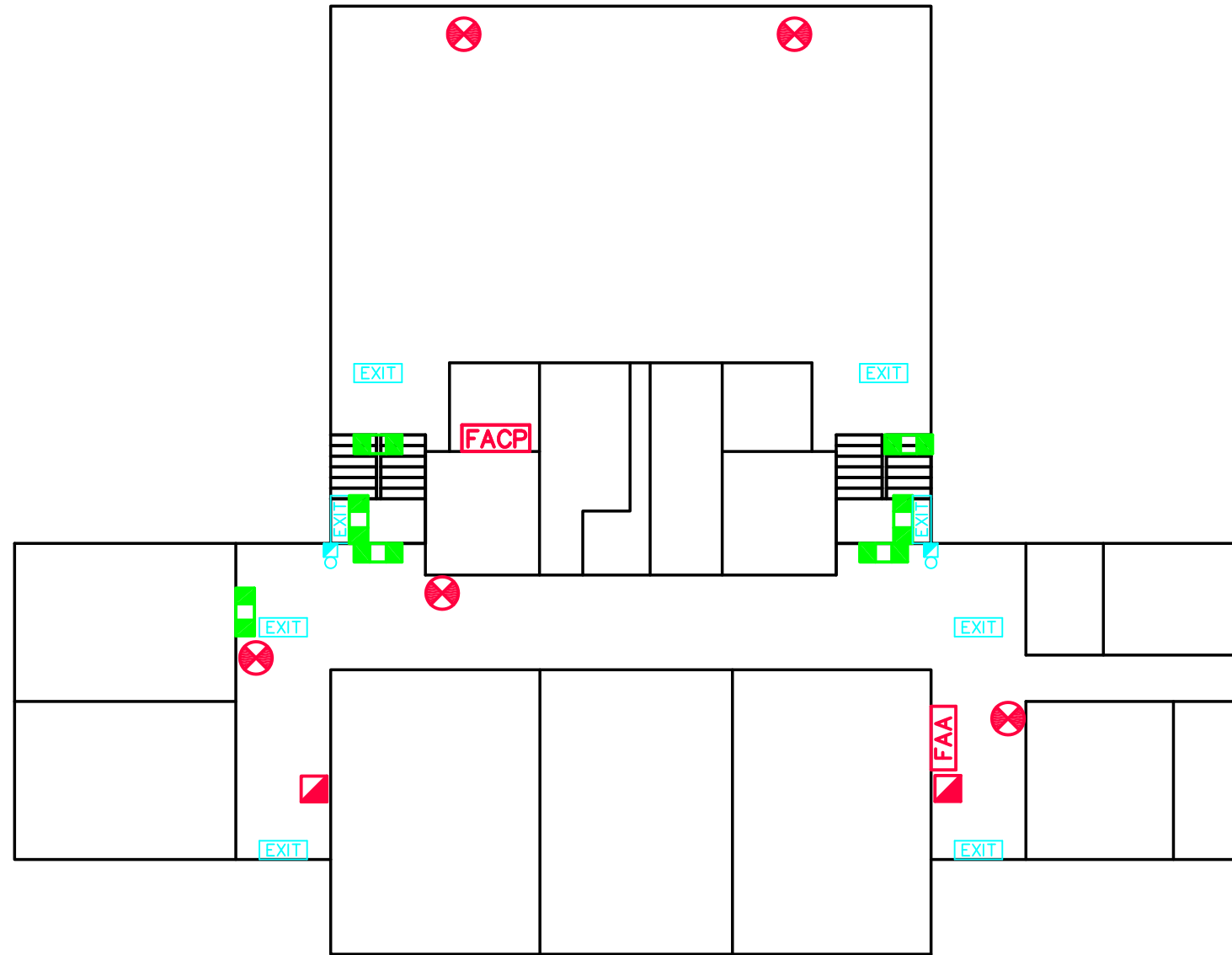
2239 PROSPECT ROAD
HATCHET LAKE, NS

Drawing

**MAINTENANCE DRAWING
SECOND FLOOR**














Drawing no.

FSM-2



NORTH

LEGEND

	CONTROL VALVE		FIRE BLANKET
	MAIN SPRINKLER VALVE, SPRINKLER HEADER & ALARM VALVE		EXIT SIGN
	FIRE DEPARTMENT CONNECTION		FIRE ALARM BELL
	FIRE ALARM CONTROL PANEL		EMERGENCY LIGHTING
	MANUAL PULL STATION		FIRE ALARM ANNUNCIATOR
	FIRE EXTINGUISHER		FIRE DAMPER
			HOSE CONNECTION

Project

**CAUDLE PARK
ELEMENTARY
SCHOOL**

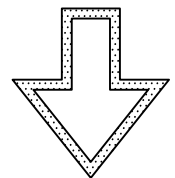
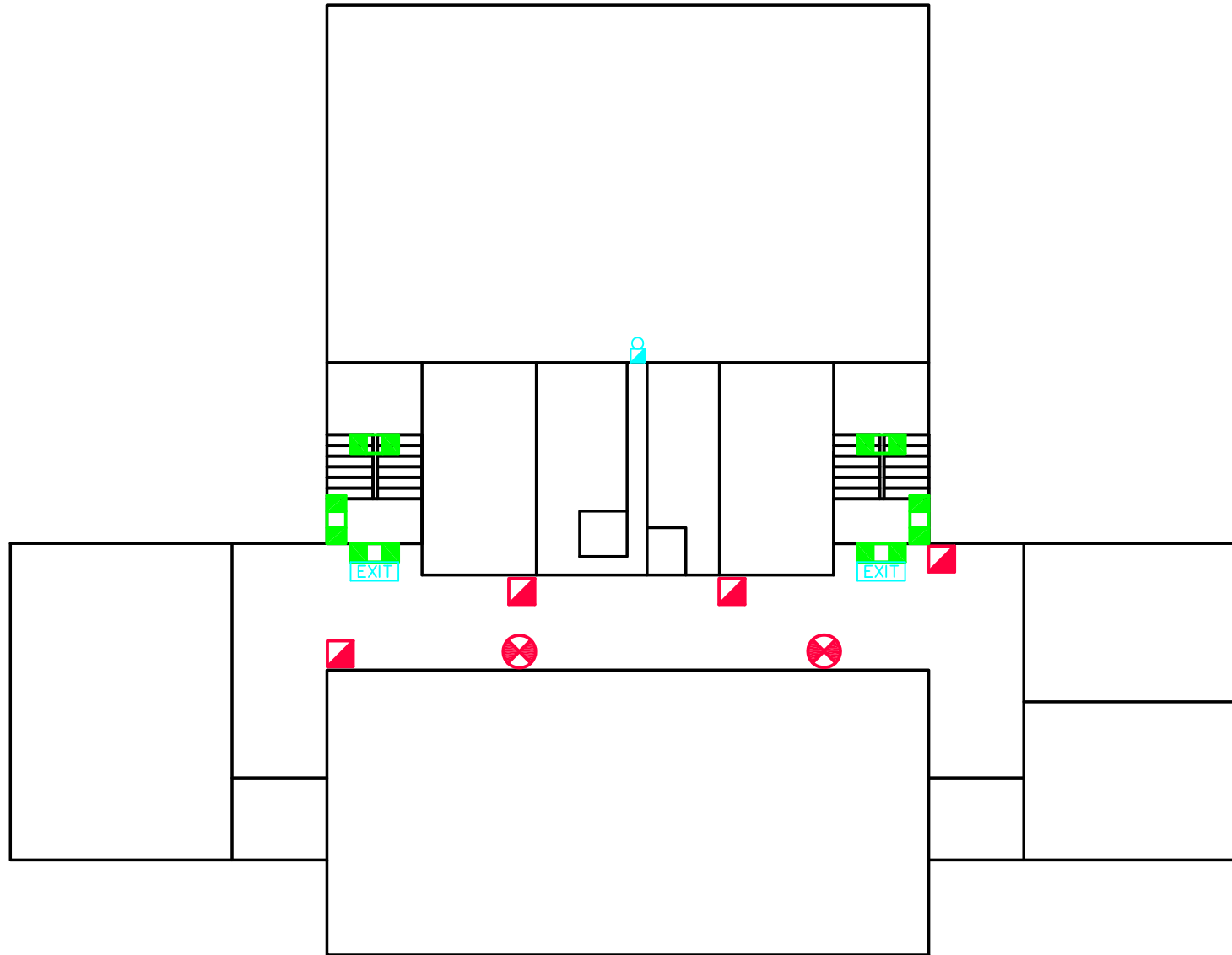
35 MAGEE DRIVE
LOWER SACKVILLE, NS

Drawing

**MAINTENANCE DRAWING
FIRST FLOOR**














Drawing no.

FSM-1



NORTH

LEGEND

	CONTROL VALVE		FIRE BLANKET
	MAIN SPRINKLER VALVE , SPRINKLER HEADER & ALARM VALVE		EXIT SIGN
	FIRE DEPARTMENT CONNECTION		FIRE ALARM BELL
	FIRE ALARM CONTROL PANEL		EMERGENCY LIGHTING
	MANUAL PULL STATION		FIRE ALARM ANNUNCIATOR
	FIRE EXTINGUISHER		FIRE DAMPER
			HOSE CONNECTION

Project

**CAUDLE PARK
ELEMENTARY
SCHOOL**

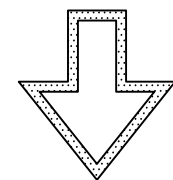
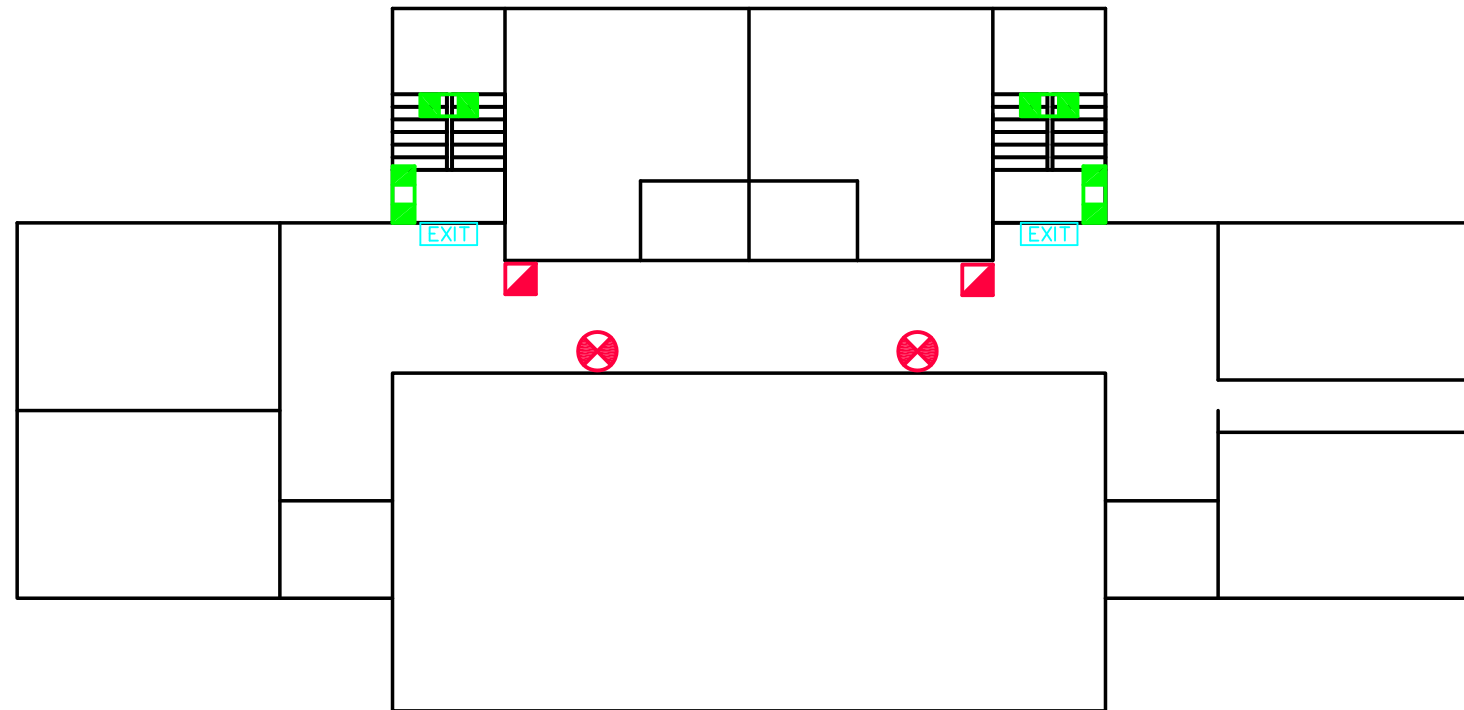
35 MAGEE DRIVE
LOWER SACKVILLE, NS

Drawing

**MAINTENANCE DRAWING
SECOND FLOOR**














Drawing no.

FSM-2



NORTH

LEGEND

 CONTROL VALVE	 FIRE BLANKET
 MAIN SPRINKLER VALVE , SPRINKLER HEADER & ALARM VALVE	 EXIT SIGN
 FIRE DEPARTMENT CONNECTION	 FIRE ALARM BELL
 FIRE ALARM CONTROL PANEL	 EMERGENCY LIGHTING
 MANUAL PULL STATION	 FIRE ALARM ANNUNCIATOR
 FIRE EXTINGUISHER	 FIRE DAMPER
	 HOSE CONNECTION

Project

**CAUDLE PARK
ELEMENTARY
SCHOOL**

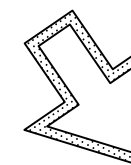
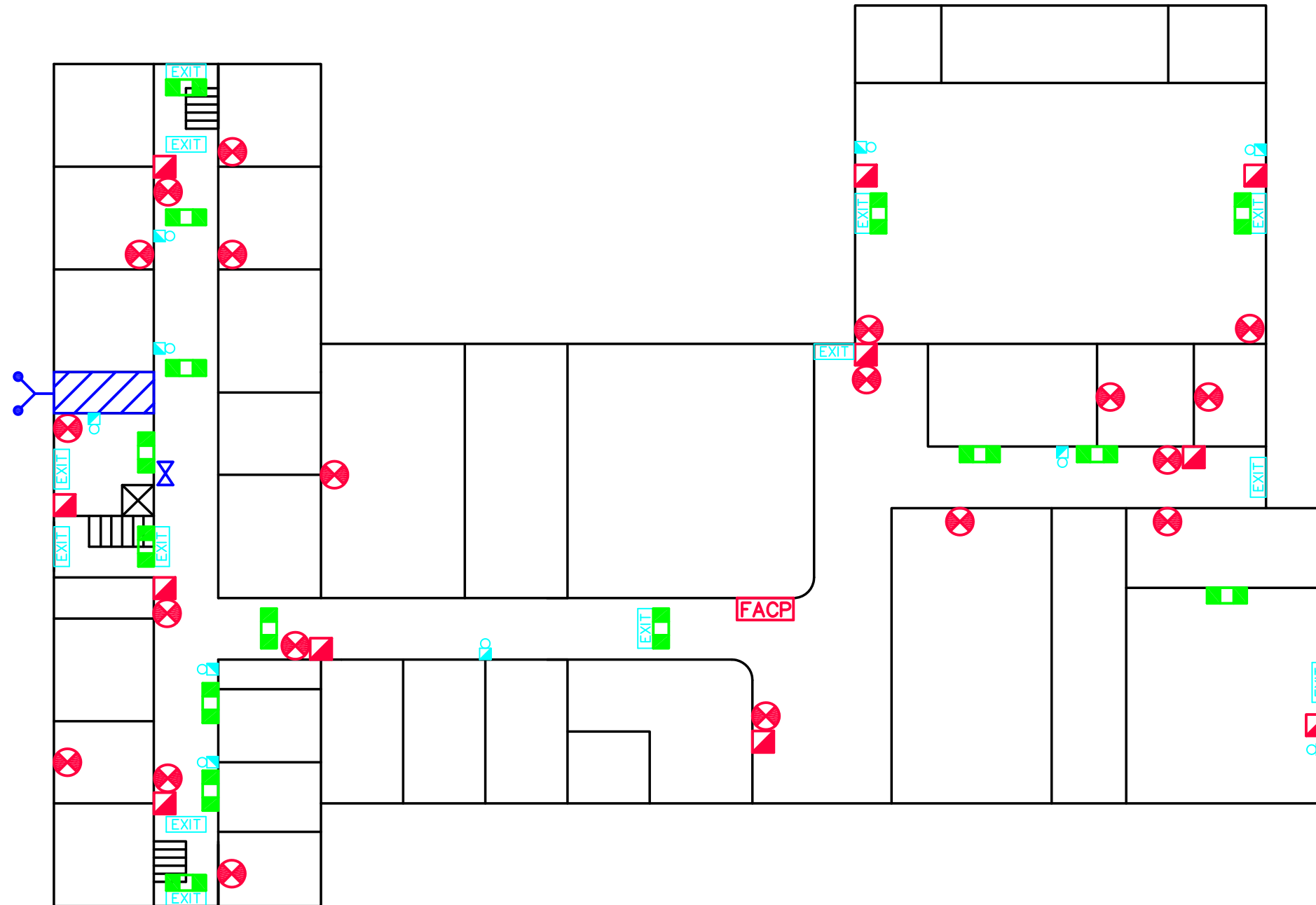
35 MAGEE DRIVE
LOWER SACKVILLE, NS

Drawing

**MAINTENANCE DRAWING
THIRD FLOOR**

Drawing no.

FSM-3



NORTH

LEGEND


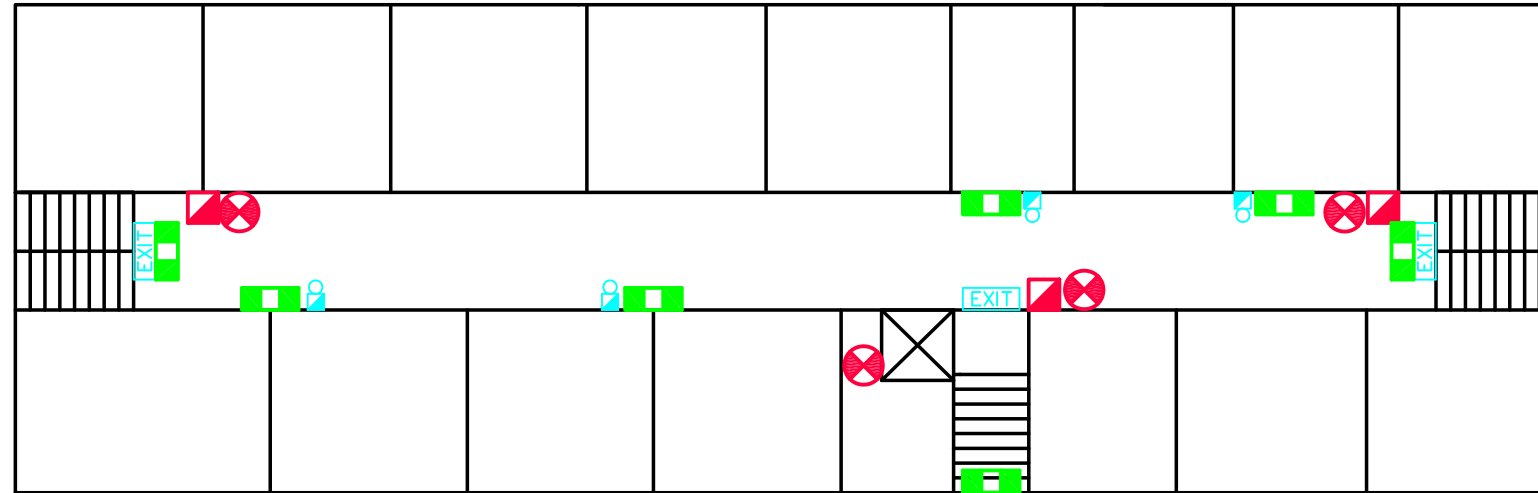
	CONTROL VALVE		FIRE BLANKET
	MAIN SPRINKLER VALVE, SPRINKLER HEADER & ALARM VALVE		EXIT SIGN
	FIRE DEPARTMENT CONNECTION		FIRE ALARM BELL
	FIRE ALARM CONTROL PANEL		EMERGENCY LIGHTING
	MANUAL PULL STATION		FIRE ALARM ANNUNCIATOR
	FIRE EXTINGUISHER		FIRE DAMPER
			HOSE CONNECTION

Project
**CAVALIER DRIVE
 ELEMENTARY/JUNIOR
 HIGH SCHOOL**

116 CAVALIER DRIVE
 LOWER SACKVILLE, NS














Drawing
**MAINTENANCE DRAWING
 FIRST FLOOR**

Drawing no.
FSM-1



NORTH

LEGEND

	CONTROL VALVE		FIRE BLANKET
	MAIN SPRINKLER VALVE , SPRINKLER HEADER & ALARM VALVE		EXIT SIGN
	FIRE DEPARTMENT CONNECTION		FIRE ALARM BELL
	FIRE ALARM CONTROL PANEL		EMERGENCY LIGHTING
	MANUAL PULL STATION		FIRE ALARM ANNUNCIATOR
	FIRE EXTINGUISHER		FIRE DAMPER
			HOSE CONNECTION

Project

**CAVALIER DRIVE
ELEMENTARY/JUNIOR
HIGH SCHOOL**

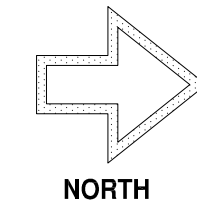
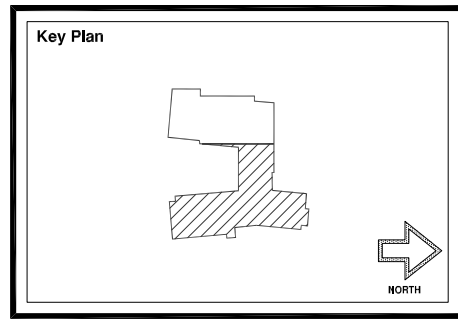
116 CAVALIER DRIVE
LOWER SACKVILLE, NS










Drawing

**MAINTENANCE DRAWING
SECOND FLOOR**

Drawing no.

FSM-2



LEGEND	
	MAIN SPRINKLER VALVE, SPRINKLER HEADER & ALARM VALVE
	FIRE DEPARTMENT CONNECTION
	FIRE ALARM CONTROL PANEL
	FIRE ALARM ANNUNCIATOR
	CONTROL VALVE
	EXIT SIGN
	EMERGENCY LIGHTING
	MANUAL PULL STATION
	FIRE EXTINGUISHER

Project

**C.P. ALLEN
HIGH SCHOOL**


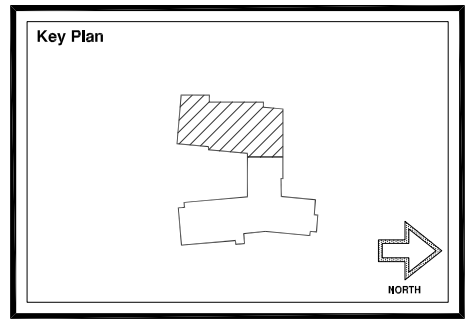
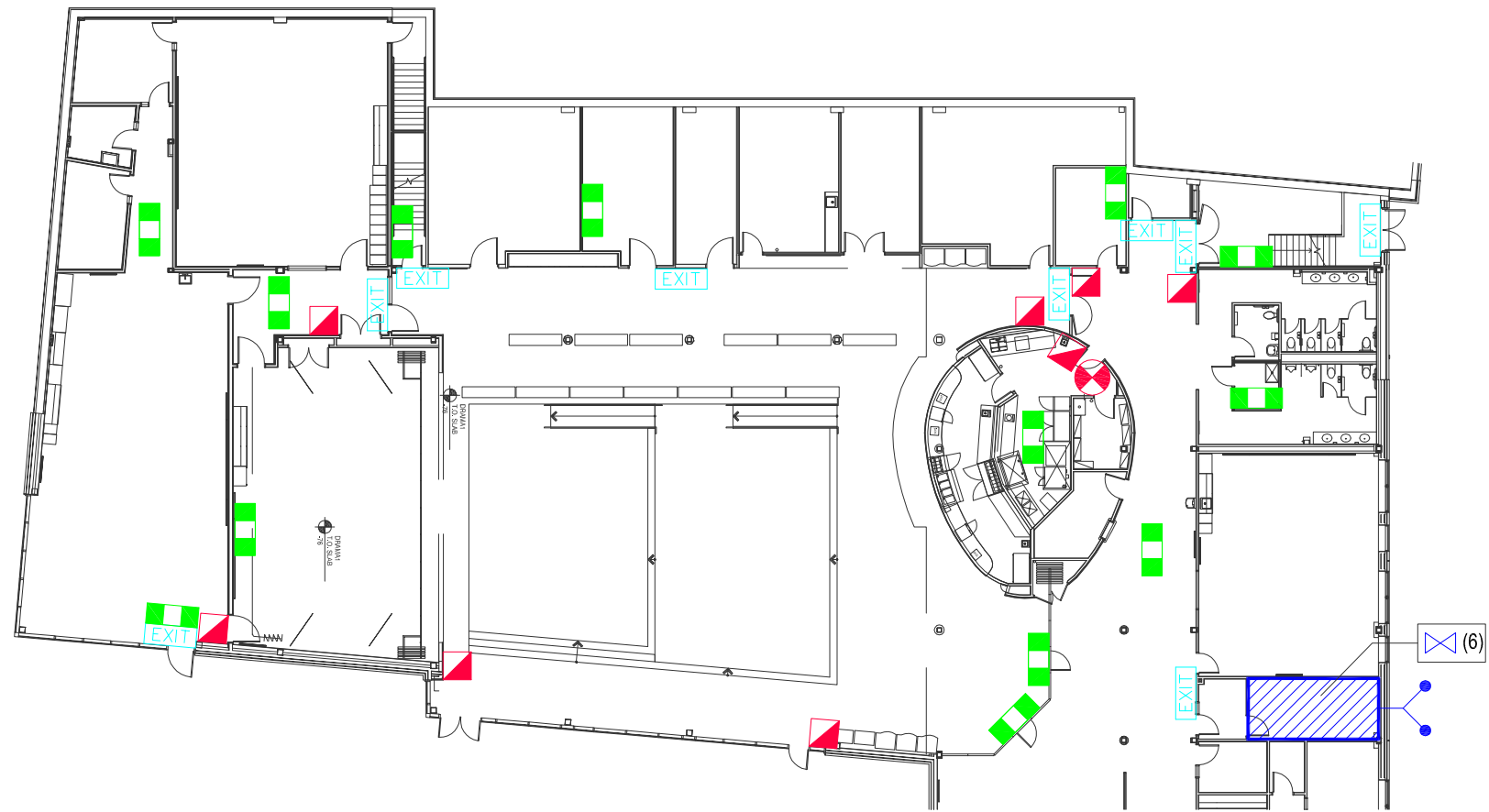
INNOVATION DRIVE
BEDFORD, NS

Drawing

**MAINTENANCE DRAWING
LEVEL 1 (PART "A")**

Drawing no.

FSM-1



LEGEND	
	MAIN SPRINKLER VALVE , SPRINKLER HEADER & ALARM VALVE
	EXIT SIGN
	FIRE DEPARTMENT CONNECTION
	EMERGENCY LIGHTING
	MANUAL PULL STATION
	FIRE EXTINGUISHER
	CONTROL VALVE
	FIRE ALARM CONTROL PANEL
	FIRE ALARM ANNUNCIATOR

Project

**C.P. ALLEN
HIGH SCHOOL**


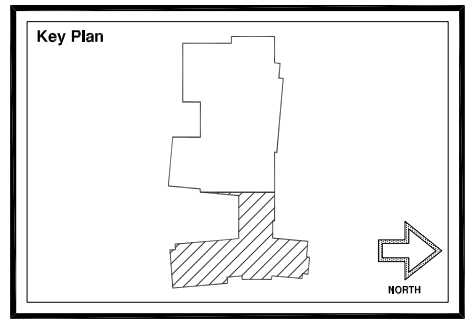
INNOVATION DRIVE
BEDFORD, NS










Drawing

**MAINTENANCE DRAWING
LEVEL 1 (PART "B")**

Drawing no.

FSM-2



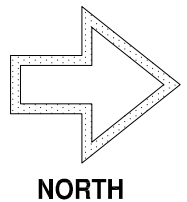
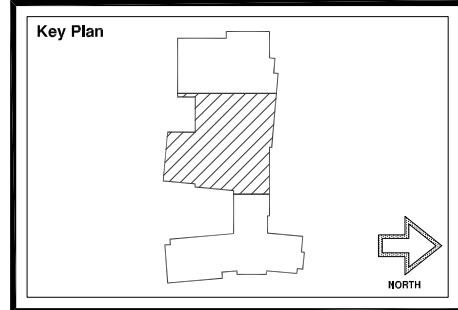
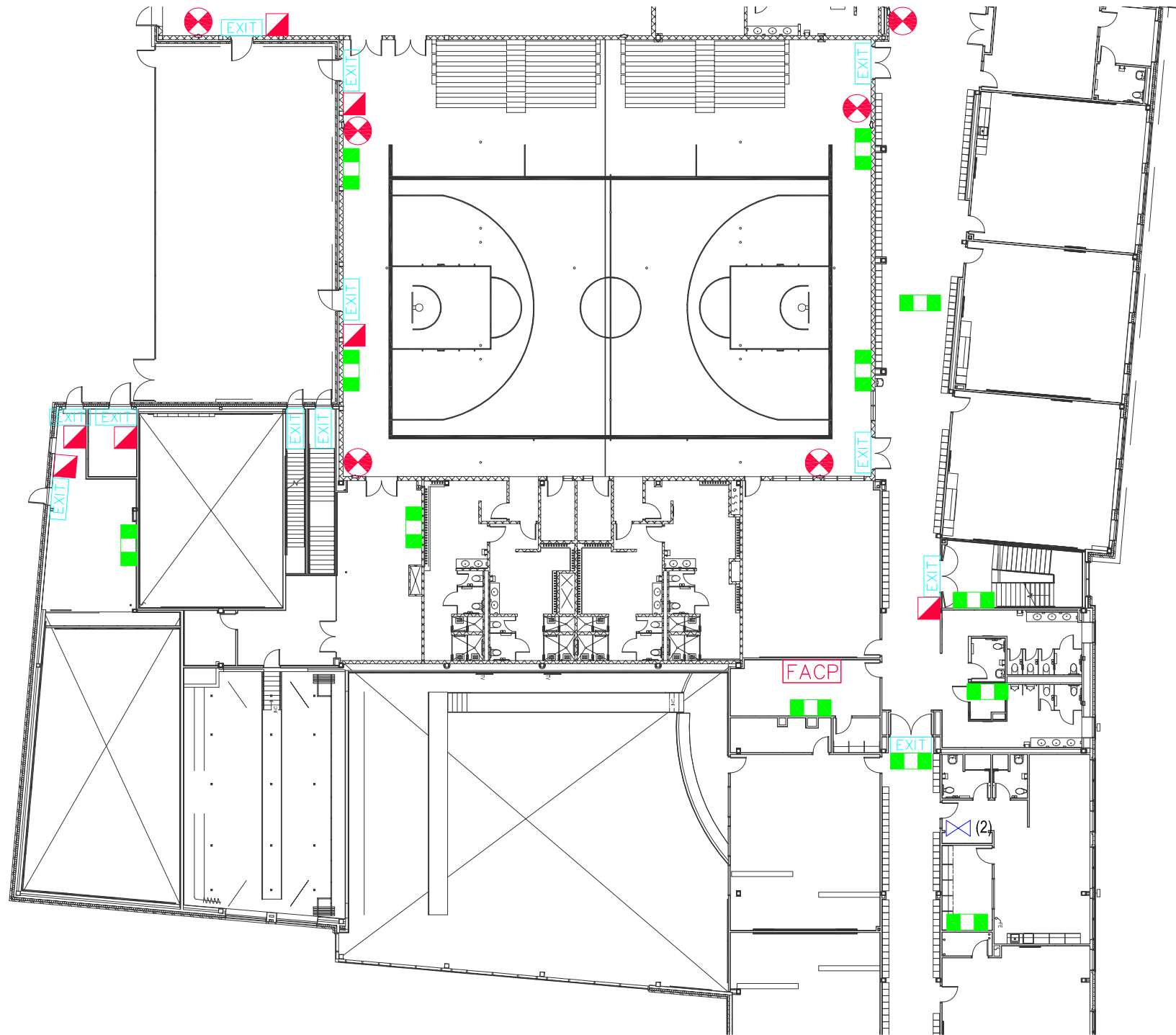
LEGEND	
 MAIN SPRINKLER VALVE , SPRINKLER HEADER & ALARM VALVE	 CONTROL VALVE
 FIRE DEPARTMENT CONNECTION	 EXIT SIGN
 FIRE ALARM CONTROL PANEL	 EMERGENCY LIGHTING
 FIRE ALARM ANNUNCIATOR	 MANUAL PULL STATION
	 FIRE EXTINGUISHER

Project
**C.P. ALLEN
HIGH SCHOOL**

INNOVATION DRIVE
BEDFORD, NS

Drawing
**MAINTENANCE DRAWING
LEVEL 2 (PART "A")**

Drawing no.
FSM-3



LEGEND			
	MAIN SPRINKLER VALVE, SPRINKLER HEADER & ALARM VALVE		CONTROL VALVE
	FIRE DEPARTMENT CONNECTION		EXIT SIGN
	FIRE ALARM CONTROL PANEL		EMERGENCY LIGHTING
	FIRE ALARM ANNUNCIATOR		MANUAL PULL STATION
			FIRE EXTINGUISHER

Project

**C.P. ALLEN
HIGH SCHOOL**

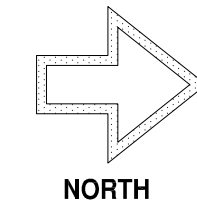
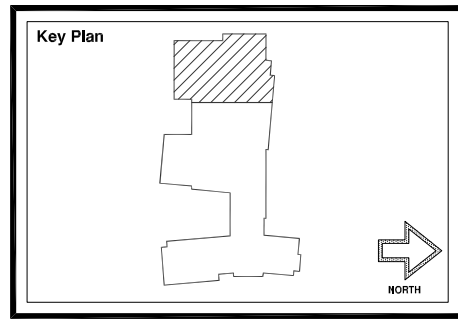
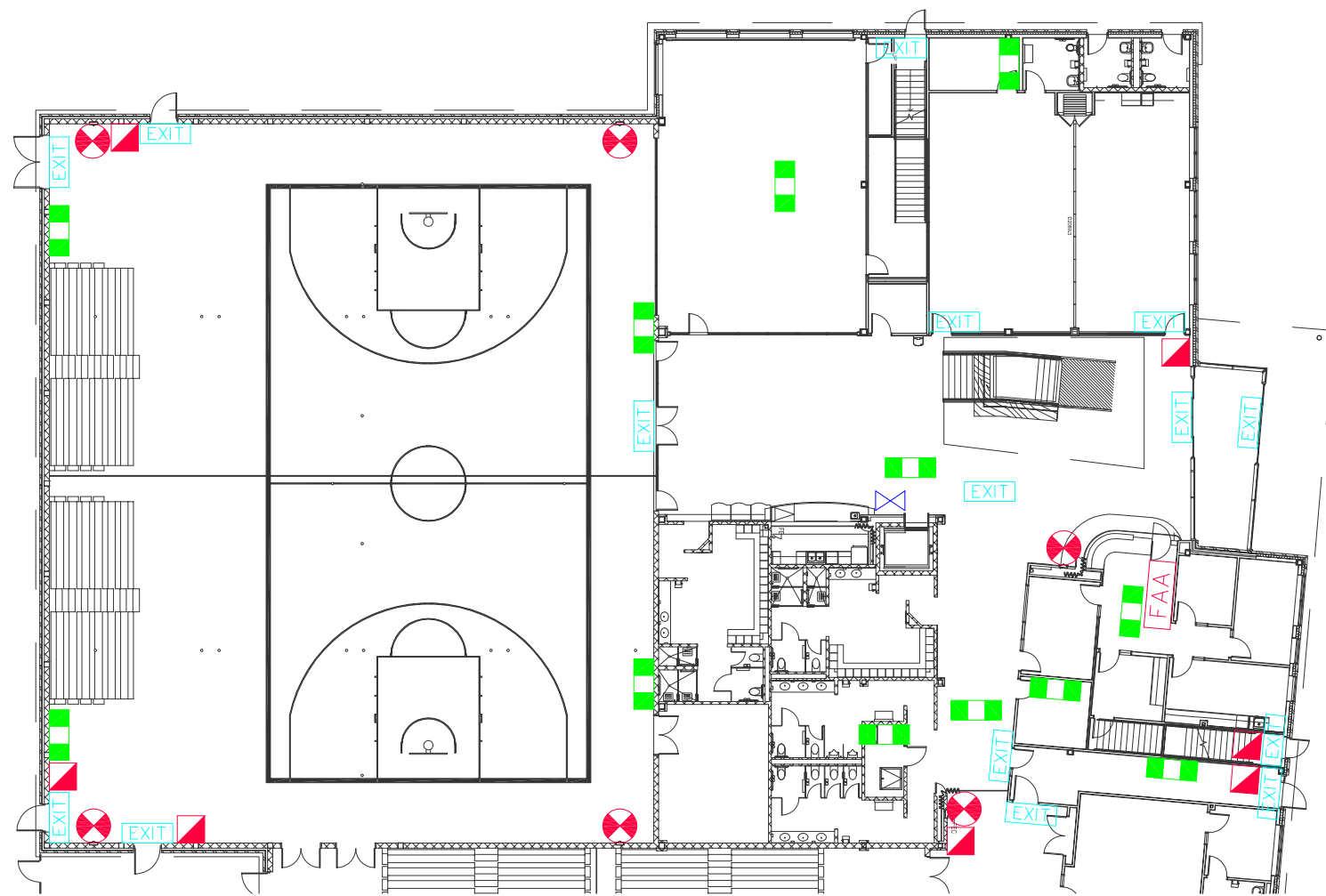
INNOVATION DRIVE
BEDFORD, NS










Drawing

**MAINTENANCE DRAWING
LEVEL 2 (PART "B")**

Drawing no.

FSM-4



LEGEND			
	MAIN SPRINKLER VALVE , SPRINKLER HEADER & ALARM VALVE		EXIT SIGN
	FIRE DEPARTMENT CONNECTION		EMERGENCY LIGHTING
	FIRE ALARM CONTROL PANEL		MANUAL PULL STATION
	FIRE ALARM ANNUNCIATOR		FIRE EXTINGUISHER
			CONTROL VALVE

Project

**C.P. ALLEN
HIGH SCHOOL**

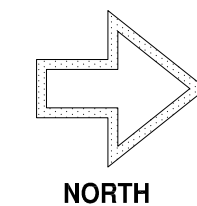
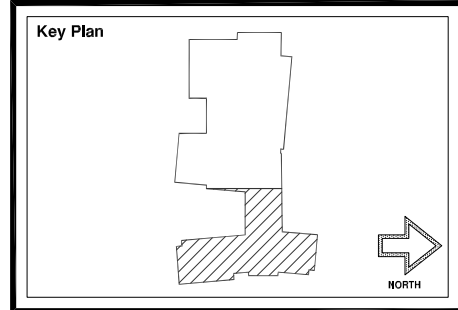
INNOVATION DRIVE
BEDFORD, NS










Drawing

**MAINTENANCE DRAWING
LEVEL 2 (PART "C")**

Drawing no.

FSM-5



LEGEND	
	MAIN SPRINKLER VALVE , SPRINKLER HEADER & ALARM VALVE
	FIRE DEPARTMENT CONNECTION
	FIRE ALARM CONTROL PANEL
	FIRE ALARM ANNUNCIATOR
	CONTROL VALVE
	EXIT SIGN
	EMERGENCY LIGHTING
	MANUAL PULL STATION
	FIRE EXTINGUISHER

Project

**C.P. ALLEN
HIGH SCHOOL**


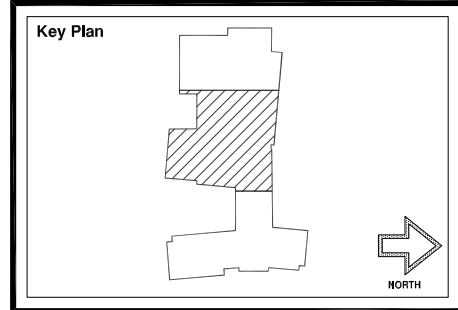
INNOVATION DRIVE
BEDFORD, NS










Drawing

**MAINTENANCE DRAWING
LEVEL 3 (PART "A")**

Drawing no.

FSM-6



LEGEND	
	MAIN SPRINKLER VALVE , SPRINKLER HEADER & ALARM VALVE
	FIRE DEPARTMENT CONNECTION
	FIRE ALARM CONTROL PANEL
	FIRE ALARM ANNUNCIATOR
	CONTROL VALVE
	EXIT SIGN
	EMERGENCY LIGHTING
	MANUAL PULL STATION
	FIRE EXTINGUISHER

Project

**C.P. ALLEN
HIGH SCHOOL**


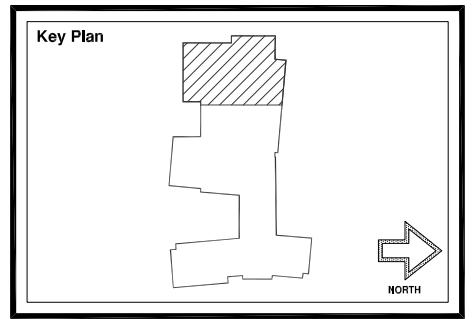
INNOVATION DRIVE
BEDFORD, NS










Drawing

**MAINTENANCE DRAWING
LEVEL 3 (PART "B")**

Drawing no.

FSM-7



LEGEND	
 MAIN SPRINKLER VALVE , SPRINKLER HEADER & ALARM VALVE	 CONTROL VALVE
 FIRE DEPARTMENT CONNECTION	 EXIT SIGN
 FIRE ALARM CONTROL PANEL	 EMERGENCY LIGHTING
 FIRE ALARM ANNUNCIATOR	 MANUAL PULL STATION
	 FIRE EXTINGUISHER

Project

**C.P. ALLEN
HIGH SCHOOL**

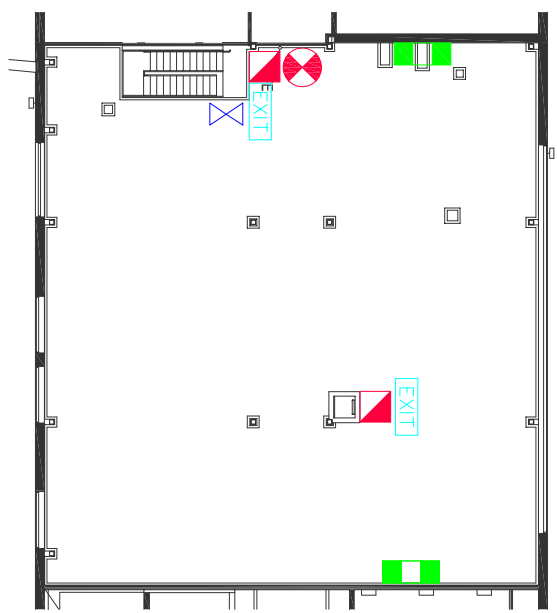
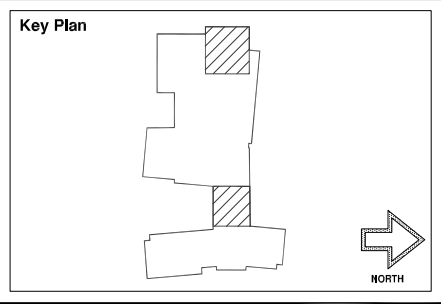
INNOVATION DRIVE
BEDFORD, NS

Drawing

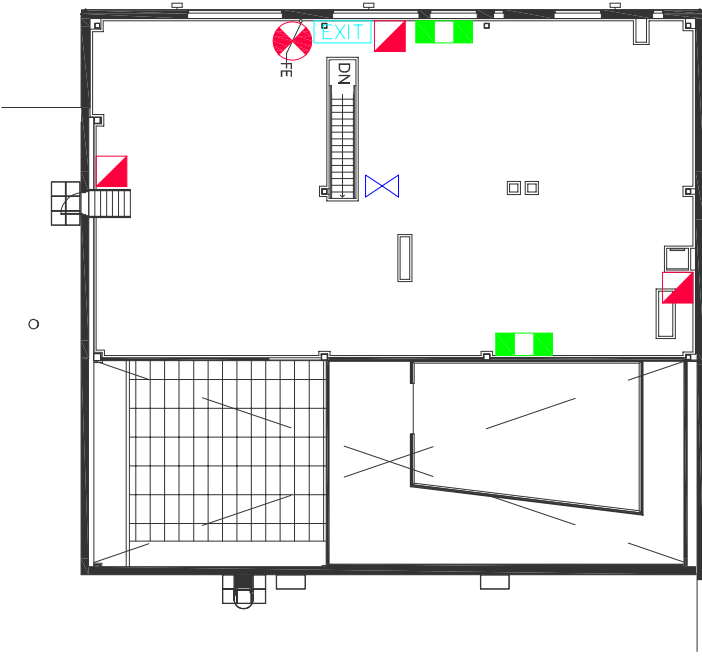
**MAINTENANCE DRAWING
LEVEL 3 (PART "C")**

Drawing no.

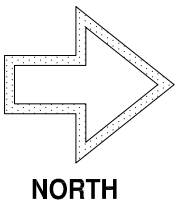
FSM-8












LEVEL 4 (PART "A")



LEVEL 4 (PART "C")



LEGEND	
	MAIN SPRINKLER VALVE, SPRINKLER HEADER & ALARM VALVE
	FIRE DEPARTMENT CONNECTION
	FIRE ALARM CONTROL PANEL
	FIRE ALARM ANNUNCIATOR
	CONTROL VALVE
	EXIT SIGN
	EMERGENCY LIGHTING
	MANUAL PULL STATION
	FIRE EXTINGUISHER

Project

**C.P. ALLEN
HIGH SCHOOL**

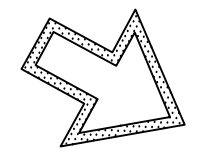
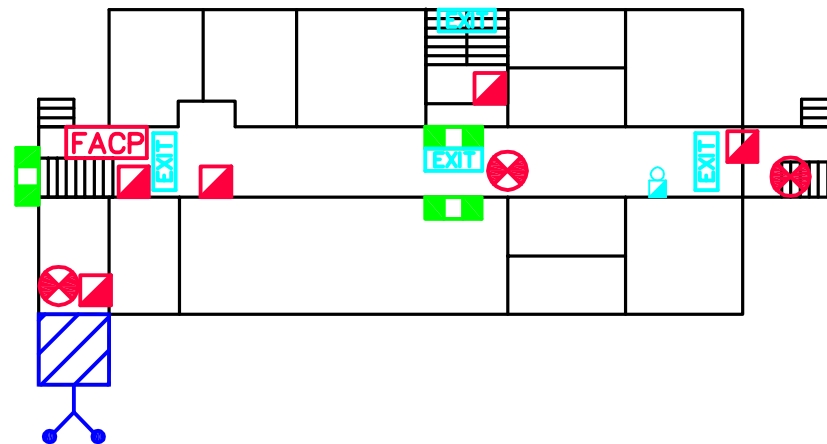
INNOVATION DRIVE
BEDFORD, NS

Drawing

**MAINTENANCE DRAWING
LEVEL 4
MECHANICAL PENTHOUSES**














Drawing no.

FSM-9



NORTH

LEGEND

	CONTROL VALVE		FIRE BLANKET
	MAIN SPRINKLER VALVE , SPRINKLER HEADER & ALARM VALVE		EXIT SIGN
	FIRE DEPARTMENT CONNECTION		FIRE ALARM BELL
	FIRE ALARM CONTROL PANEL		EMERGENCY LIGHTING
	MANUAL PULL STATION		FIRE ALARM ANNUNCIATOR
	FIRE EXTINGUISHER		FIRE DAMPER
			HOSE CONNECTION

Project

**EAST
ST.MARGARETS
SCHOOL**

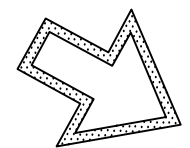
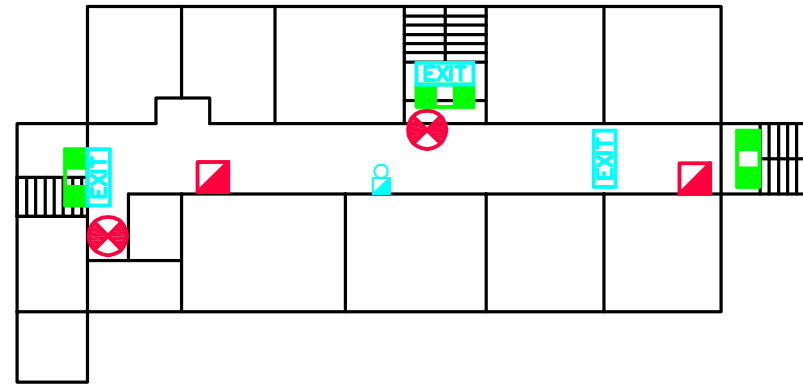
8671 PEGGYS COVE RD.
INDIAN HARBOUR, NS

Drawing

**MAINTENANCE DRAWING
FIRST FLOOR**

Drawing no.

FSM-1



NORTH

LEGEND

	CONTROL VALVE		FIRE BLANKET
	MAIN SPRINKLER VALVE , SPRINKLER HEADER & ALARM VALVE		EXIT SIGN
	FIRE DEPARTMENT CONNECTION		FIRE ALARM BELL
	FIRE ALARM CONTROL PANEL		EMERGENCY LIGHTING
	MANUAL PULL STATION		FIRE ALARM ANNUNCIATOR
	FIRE EXTINGUISHER		FIRE DAMPER
			HOSE CONNECTION

Project

**EAST
ST.MARGARETS
SCHOOL**

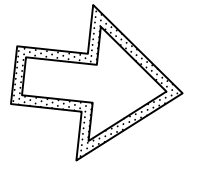
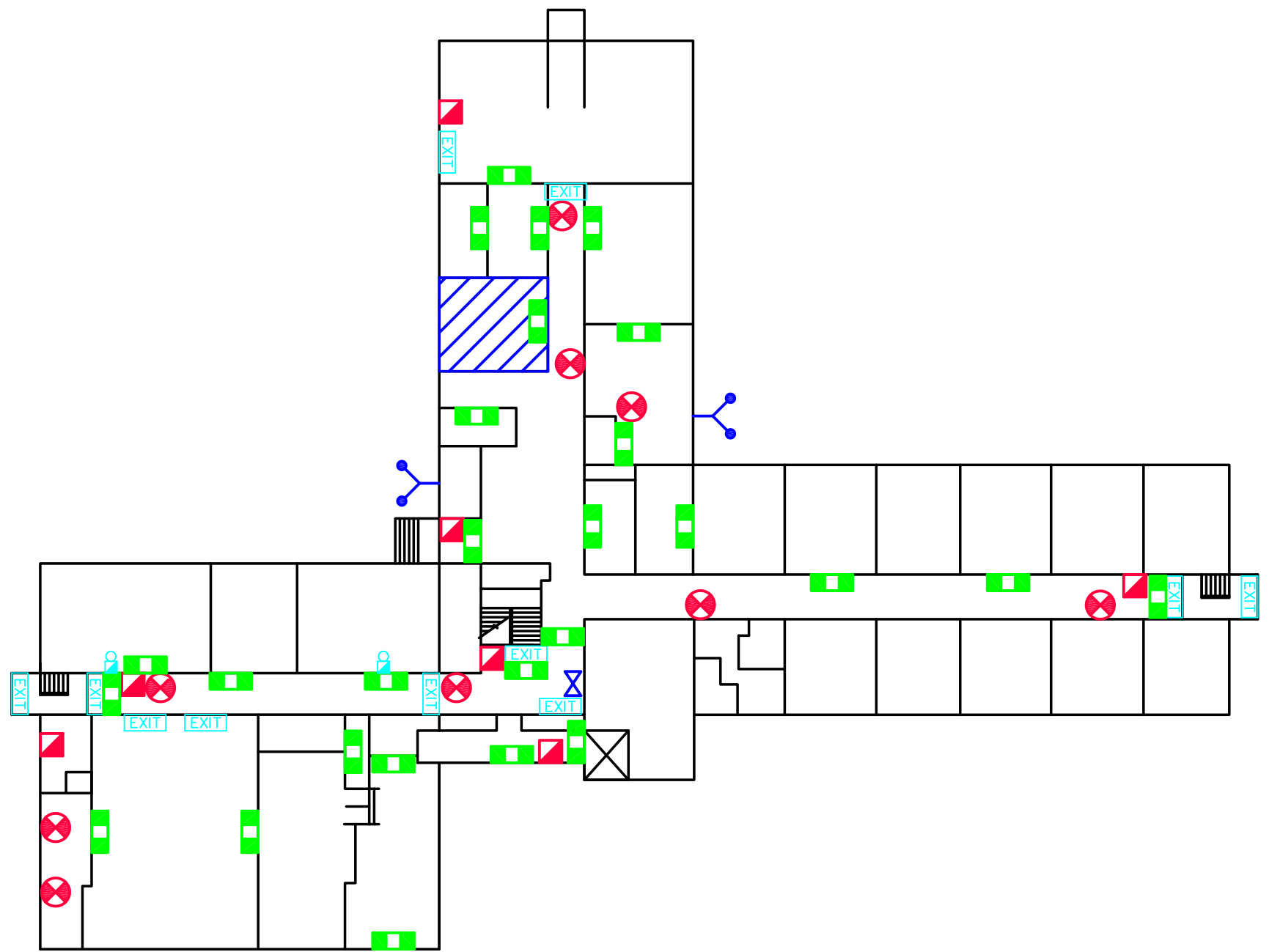
8671 PEGGYS COVE RD.
INDIAN HARBOUR, NS

Drawing

**MAINTENANCE DRAWING
SECOND FLOOR**

Drawing no.

FSM-2



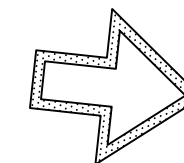
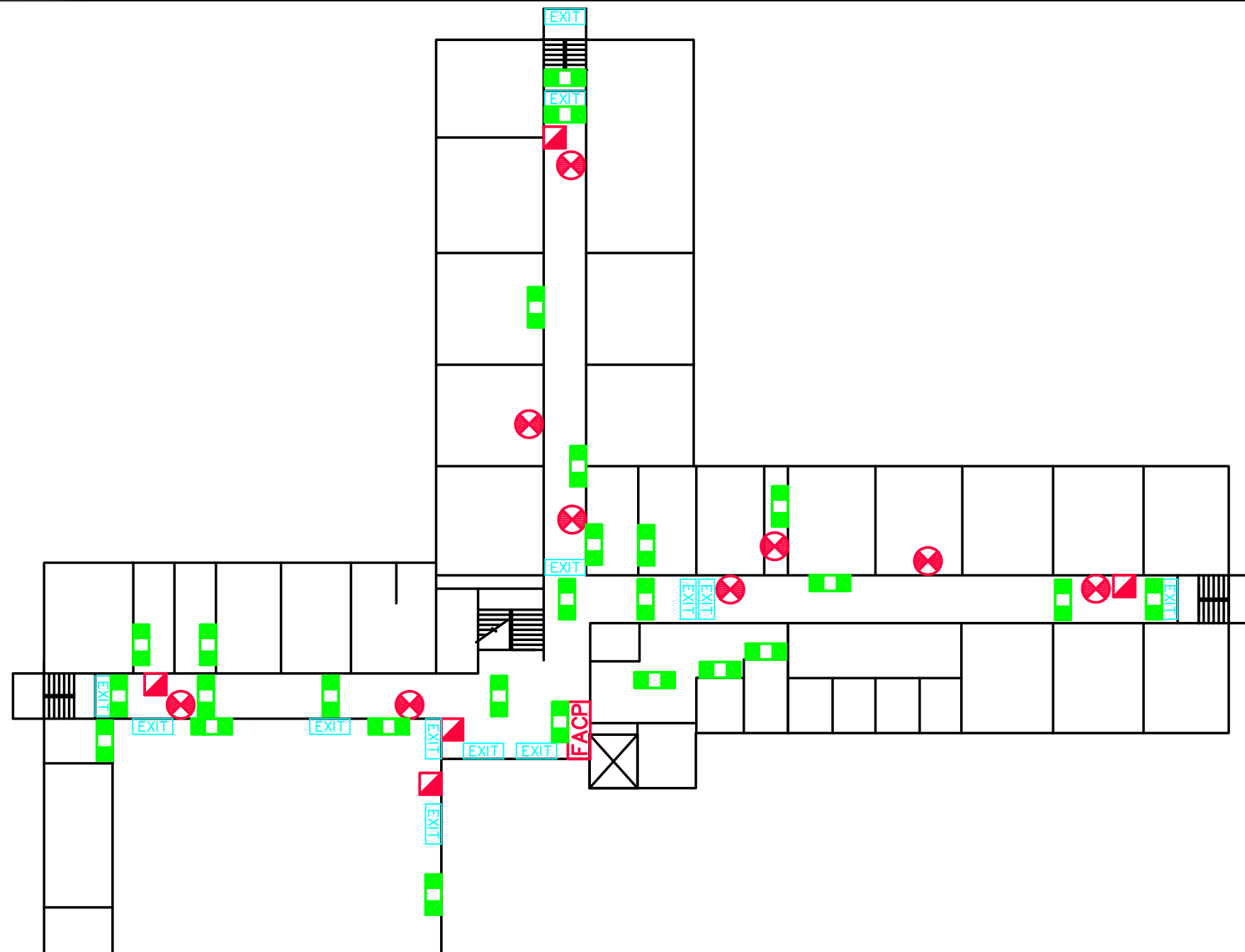
NORTH

LEGEND	
	CONTROL VALVE
	MAIN SPRINKLER VALVE, SPRINKLER HEADER & ALARM VALVE
	FIRE DEPARTMENT CONNECTION
	FIRE ALARM CONTROL PANEL
	MANUAL PULL STATION
	FIRE EXTINGUISHER
	FIRE BLANKET
	EXIT SIGN
	FIRE ALARM BELL
	EMERGENCY LIGHTING
	FIRE ALARM ANNUNCIATOR
	FIRE DAMPER
	HOSE CONNECTION

Project
FIVE BRIDGES JUNIOR HIGH SCHOOL
 66 HUBLEYS ROAD
 HUBLEY, NS














Drawing
MAINTENANCE DRAWING FIRST FLOOR

Drawing no.
FSM-1



NORTH

LEGEND

	CONTROL VALVE		FIRE BLANKET
	MAIN SPRINKLER VALVE , SPRINKLER HEADER & ALARM VALVE		EXIT SIGN
	FIRE DEPARTMENT CONNECTION		FIRE ALARM BELL
	FIRE ALARM CONTROL PANEL		EMERGENCY LIGHTING
	MANUAL PULL STATION		FIRE ALARM ANNUNCIATOR
	FIRE EXTINGUISHER		FIRE DAMPER
			HOSE CONNECTION

Project

**FIVE BRIDGES
JUNIOR HIGH
SCHOOL**

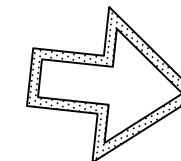
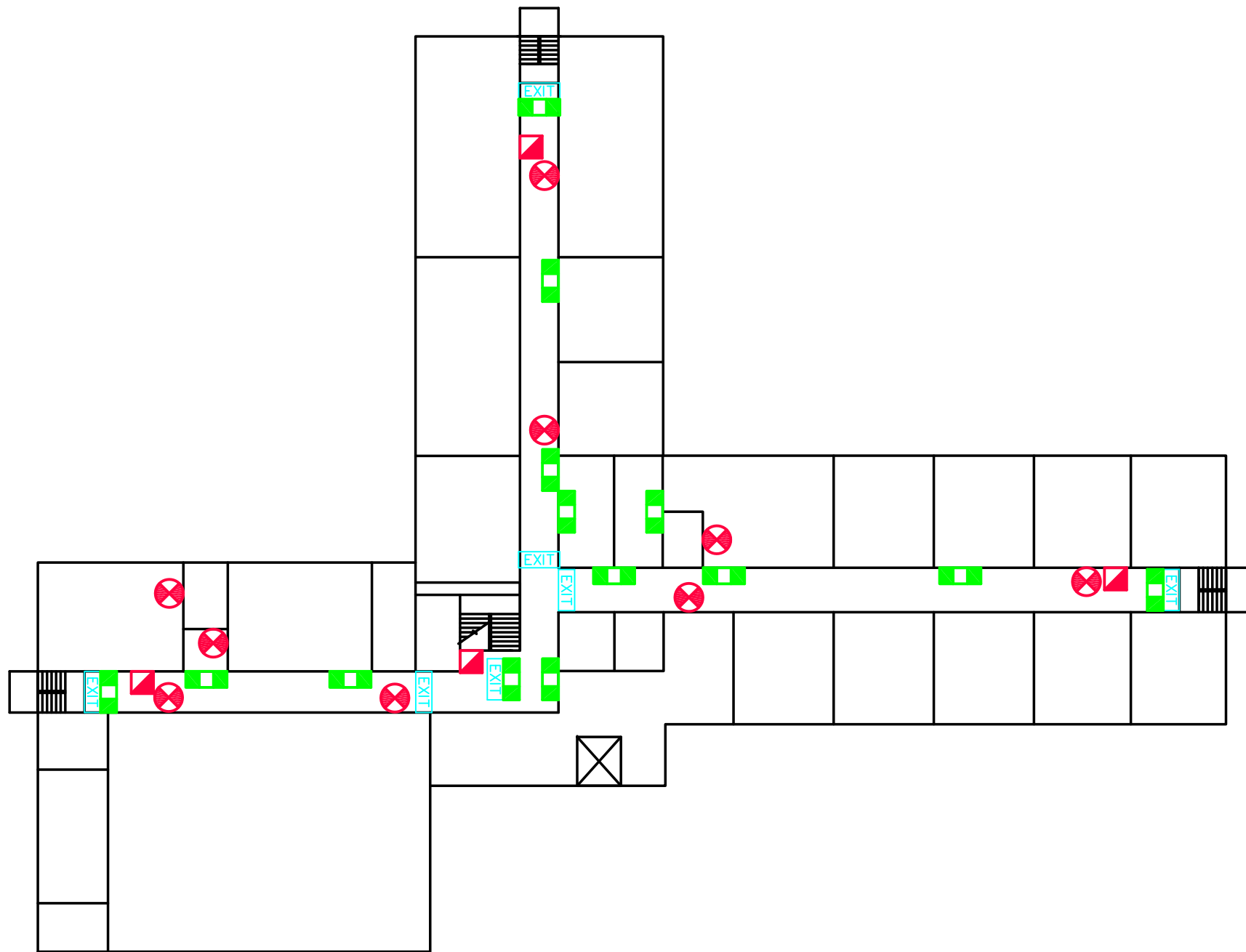
66 HUBLEYS ROAD
HUBLEY, NS

Drawing

**MAINTENANCE DRAWING
SECOND FLOOR**














Drawing no.

FSM-2



NORTH

LEGEND

	CONTROL VALVE		FIRE BLANKET
	MAIN SPRINKLER VALVE , SPRINKLER HEADER & ALARM VALVE		EXIT SIGN
	FIRE DEPARTMENT CONNECTION		FIRE ALARM BELL
	FIRE ALARM CONTROL PANEL		EMERGENCY LIGHTING
	MANUAL PULL STATION		FIRE ALARM ANNUNCIATOR
	FIRE EXTINGUISHER		FIRE DAMPER
			HOSE CONNECTION

Project

**FIVE BRIDGES
JUNIOR HIGH
SCHOOL**

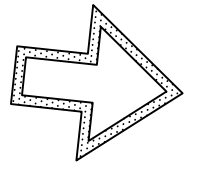
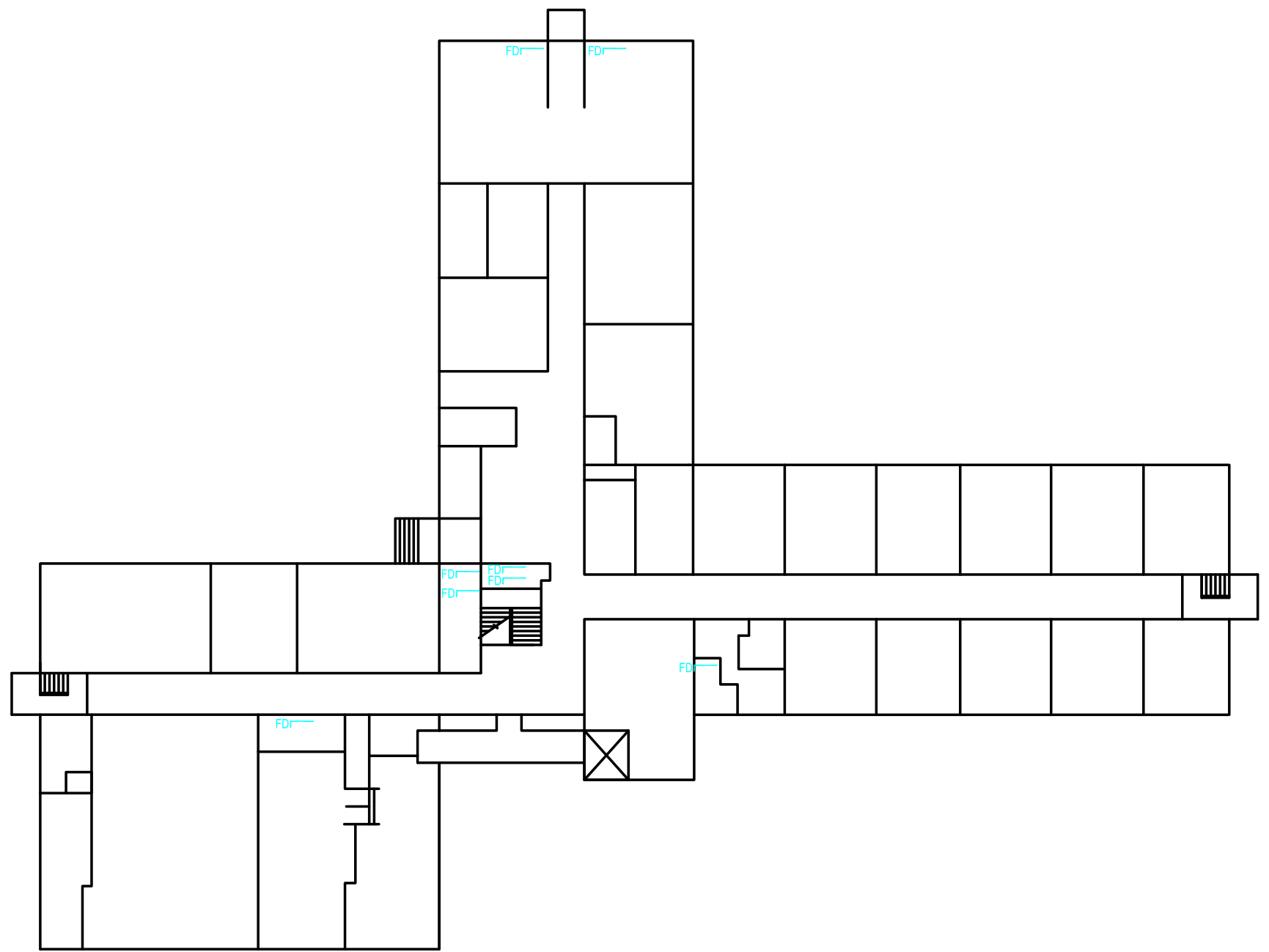
66 HUBLEYS ROAD
HUBLEY, NS

Drawing

**MAINTENANCE DRAWING
THIRD FLOOR**

Drawing no.

FSM-3
















NORTH

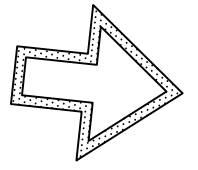
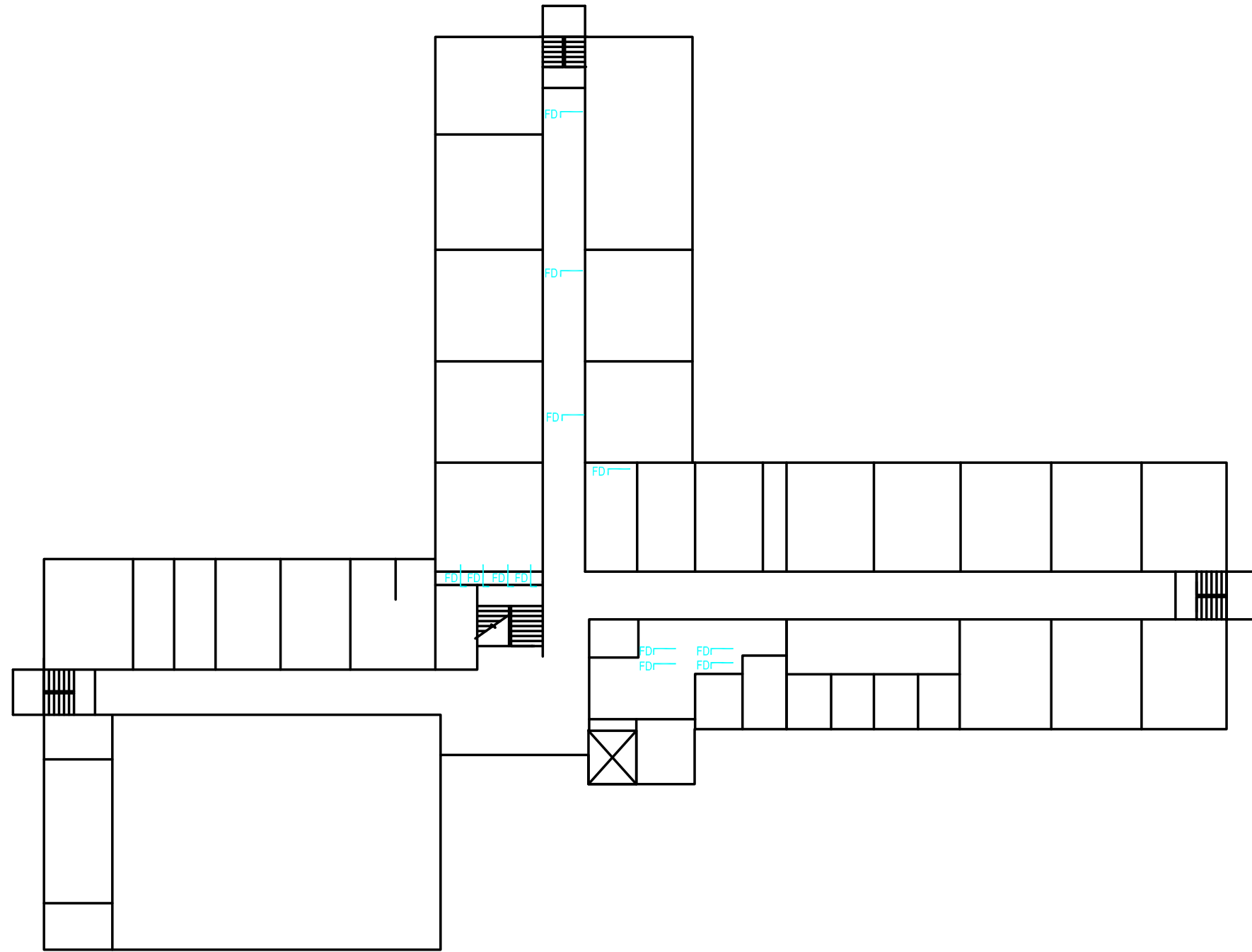
Project
**FIVE BRIDGES
 JUNIOR HIGH
 SCHOOL**
 66 HUBLEYS ROAD
 HUBLEY, NS

Drawing
**FIRE DAMPER DRAWING
 FIRST FLOOR**

Drawing no.
FSM-4














LEGEND

 CONTROL VALVE	 FIRE BLANKET
 MAIN SPRINKLER VALVE , SPRINKLER HEADER & ALARM VALVE	 EXIT EXIT SIGN
 FIRE DEPARTMENT CONNECTION	 FIRE ALARM BELL
 FACP FIRE ALARM CONTROL PANEL	 EMERGENCY LIGHTING
 MANUAL PULL STATION	 FAA FIRE ALARM ANNUNCIATOR
 FIRE EXTINGUISHER	 FDr FIRE DAMPER
	 HC HOSE CONNECTION



NORTH

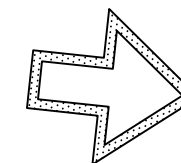
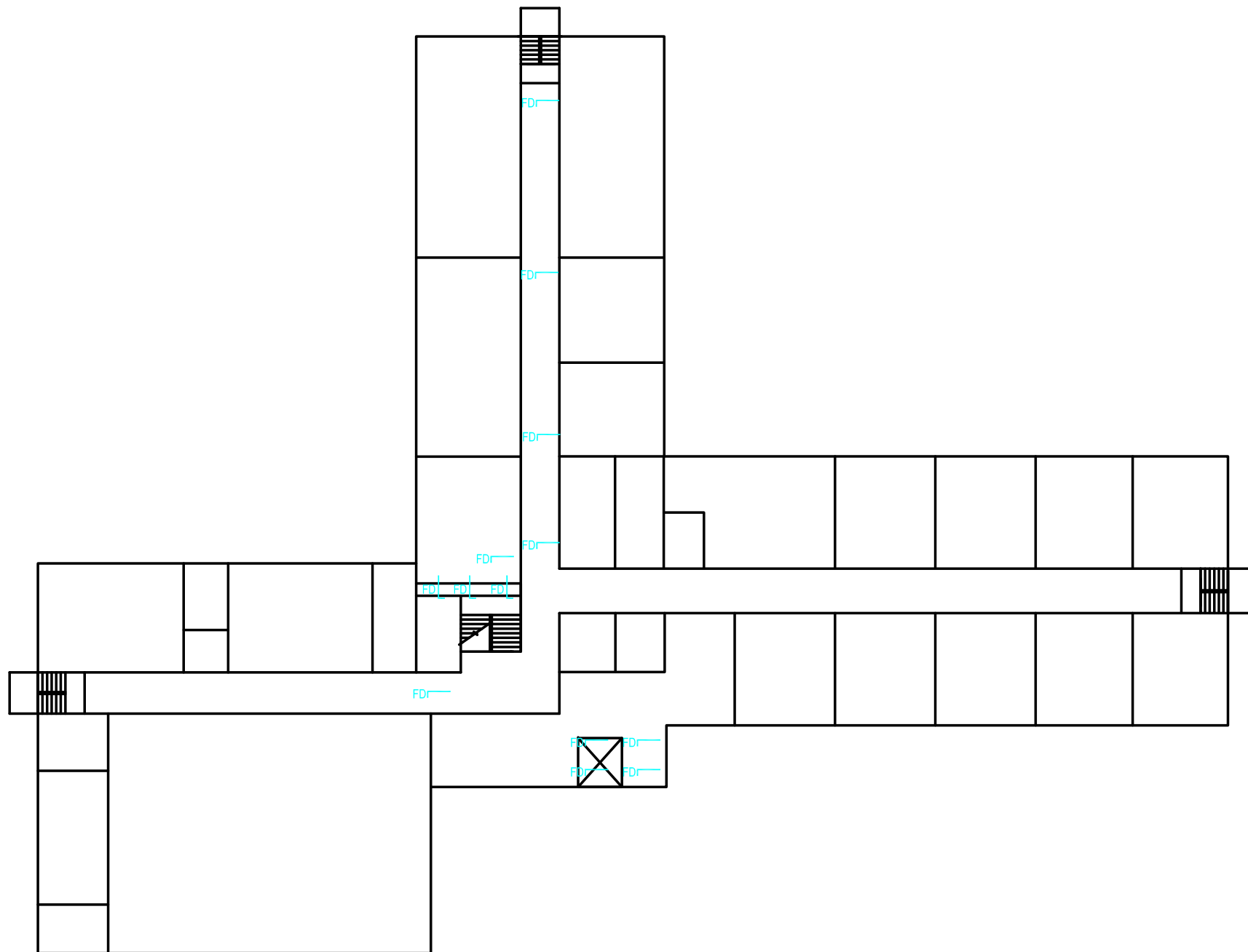
LEGEND

	CONTROL VALVE		FIRE BLANKET
	MAIN SPRINKLER VALVE , SPRINKLER HEADER & ALARM VALVE		EXIT SIGN
	FIRE DEPARTMENT CONNECTION		FIRE ALARM BELL
	FIRE ALARM CONTROL PANEL		EMERGENCY LIGHTING
	MANUAL PULL STATION		FIRE ALARM ANNUNCIATOR
	FIRE EXTINGUISHER		FIRE DAMPER
			HOSE CONNECTION

Project
FIVE BRIDGES JUNIOR HIGH SCHOOL
 66 HUBLEYS ROAD
 HUBLEY, NS














Drawing
FIRE DAMPER DRAWING SECOND FLOOR

Drawing no.
FSM-5



NORTH

LEGEND

	CONTROL VALVE		FIRE BLANKET
	MAIN SPRINKLER VALVE , SPRINKLER HEADER & ALARM VALVE		EXIT SIGN
	FIRE DEPARTMENT CONNECTION		FIRE ALARM BELL
	FIRE ALARM CONTROL PANEL		EMERGENCY LIGHTING
	MANUAL PULL STATION		FIRE ALARM ANNUNCIATOR
	FIRE EXTINGUISHER		FIRE DAMPER
			HOSE CONNECTION

Project

**FIVE BRIDGES
JUNIOR HIGH
SCHOOL**

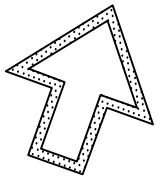
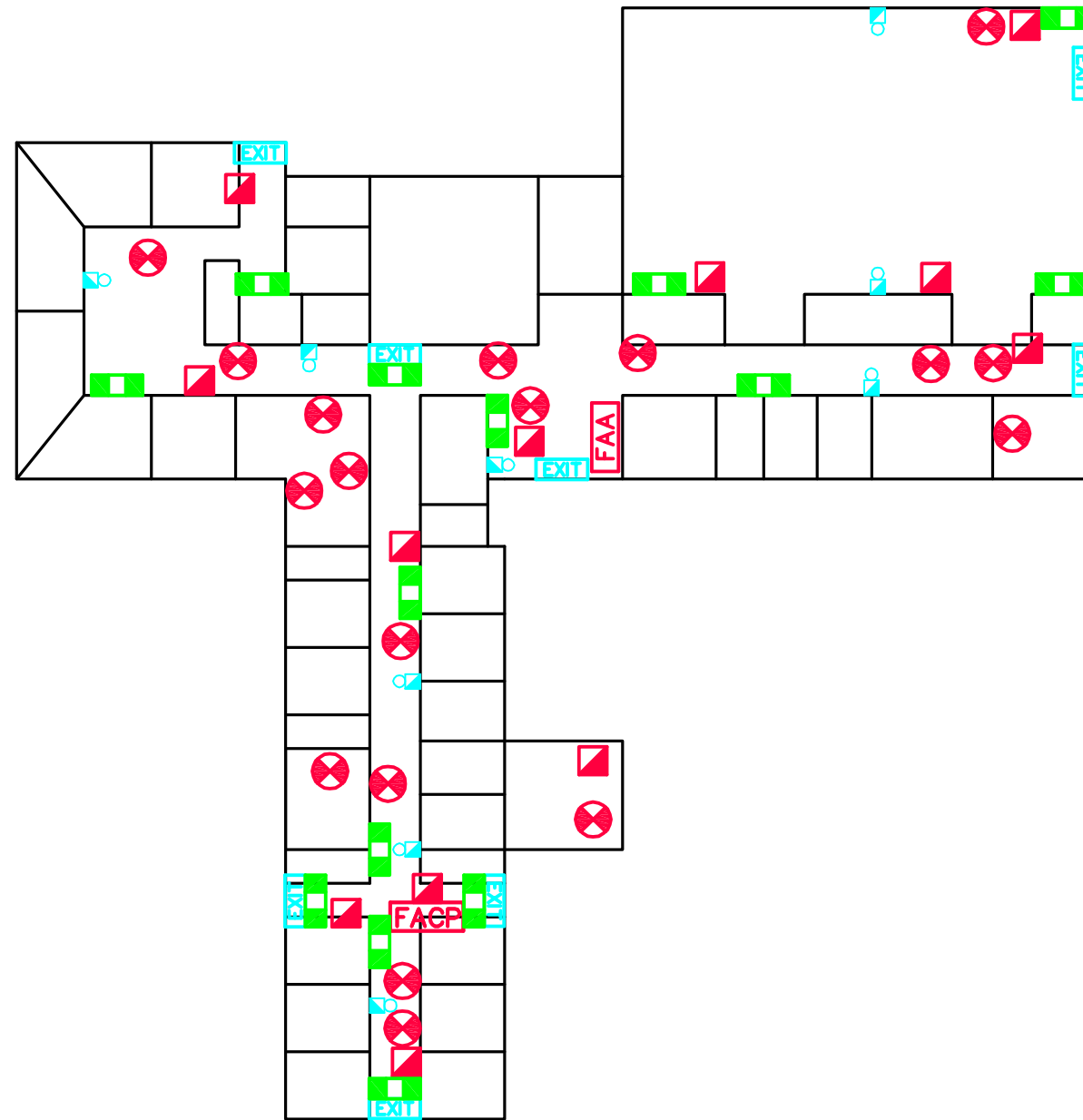
66 HUBLEYS ROAD
HUBLEY, NS

Drawing

**FIRE DAMPER DRAWING
THIRD FLOOR**














Drawing no.

FSM-6



NORTH

LEGEND

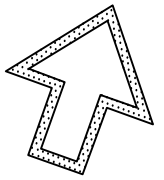
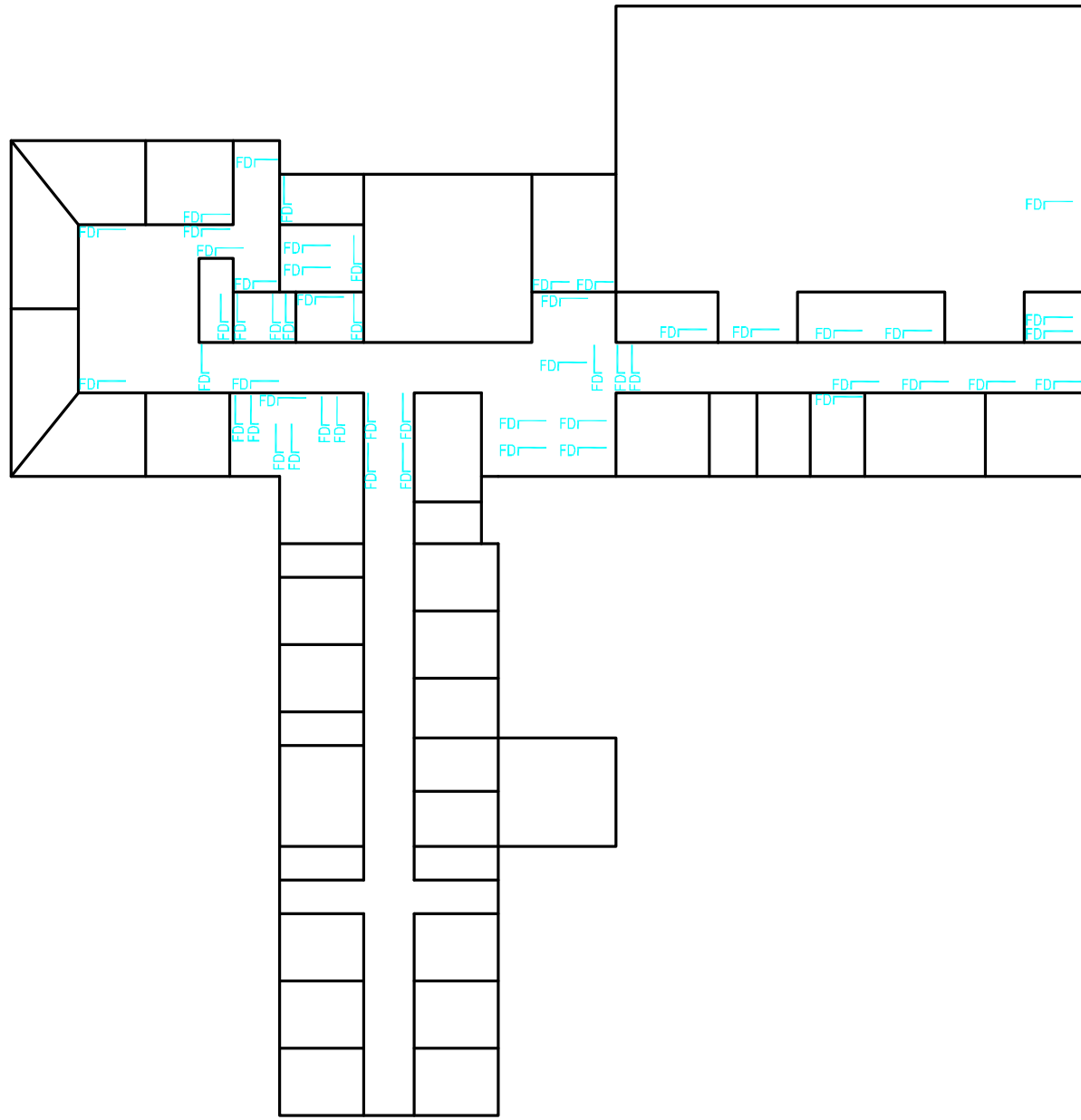
	CONTROL VALVE		FIRE BLANKET
	MAIN SPRINKLER VALVE , SPRINKLER HEADER & ALARM VALVE		EXIT SIGN
	FIRE DEPARTMENT CONNECTION		FIRE ALARM BELL
	FIRE ALARM CONTROL PANEL		EMERGENCY LIGHTING
	MANUAL PULL STATION		FIRE ALARM ANNUNCIATOR
	FIRE EXTINGUISHER		FIRE DAMPER
			HOSE CONNECTION

Project
**GROSVENOR-WENTWORTH
 PARK ELEMENTARY
 SCHOOL**

4 DOWNING ST.
 HALIFAX, NS

Drawing
**MAINTENANCE DRAWING
 FIRST FLOOR**

Drawing no.
FSM-1
















NORTH


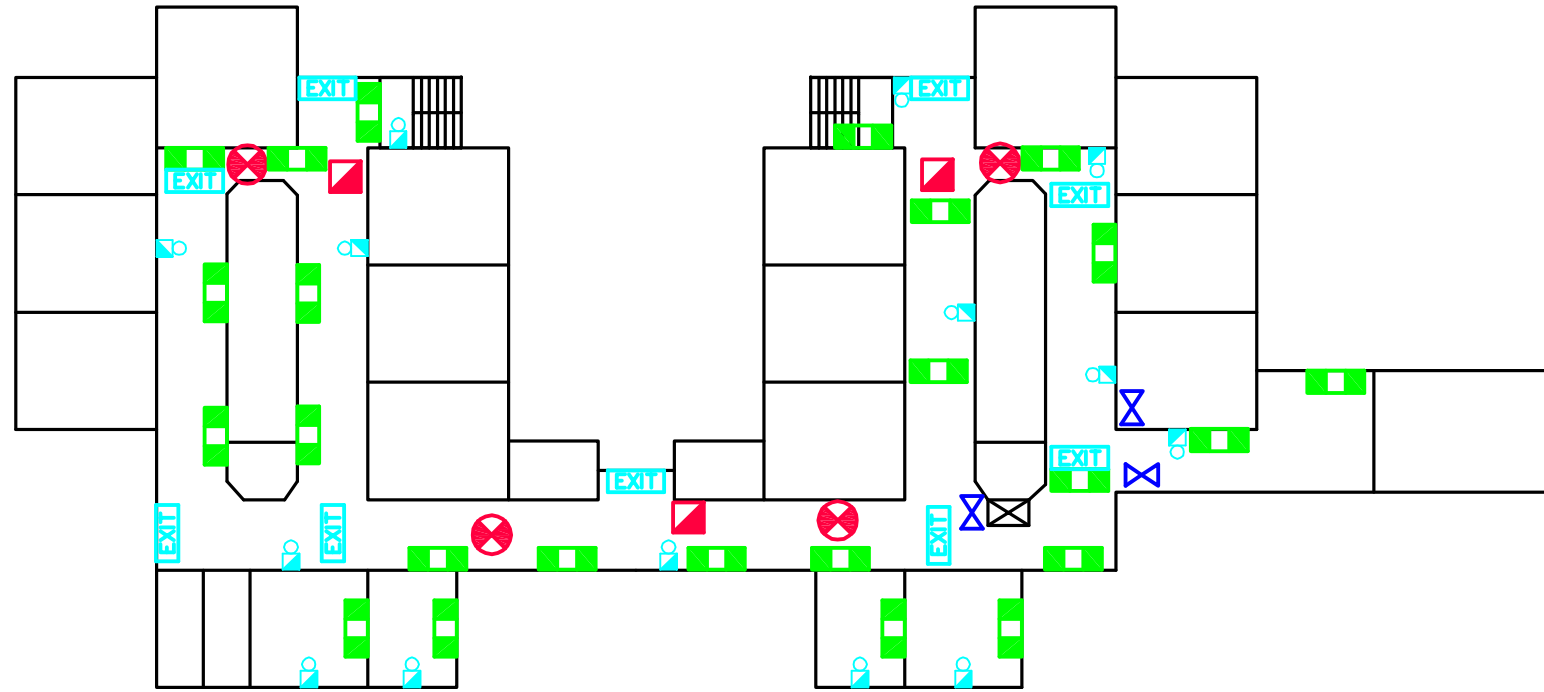
Project
**GROSVENOR-WENTWORTH
 PARK ELEMENTARY
 SCHOOL**
 4 DOWNING ST.
 HALIFAX, NS

Drawing
**FIRE DAMPER DRAWING
 FIRST FLOOR**

Drawing no.
FSM-2














LEGEND

	CONTROL VALVE		FIRE BLANKET
	MAIN SPRINKLER VALVE , SPRINKLER HEADER & ALARM VALVE		EXIT SIGN
	FIRE DEPARTMENT CONNECTION		FIRE ALARM BELL
	FIRE ALARM CONTROL PANEL		EMERGENCY LIGHTING
	MANUAL PULL STATION		FIRE ALARM ANNUNCIATOR
	FIRE EXTINGUISHER		FIRE DAMPER
			HOSE CONNECTION



NORTH

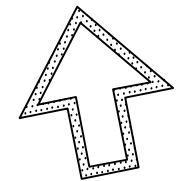
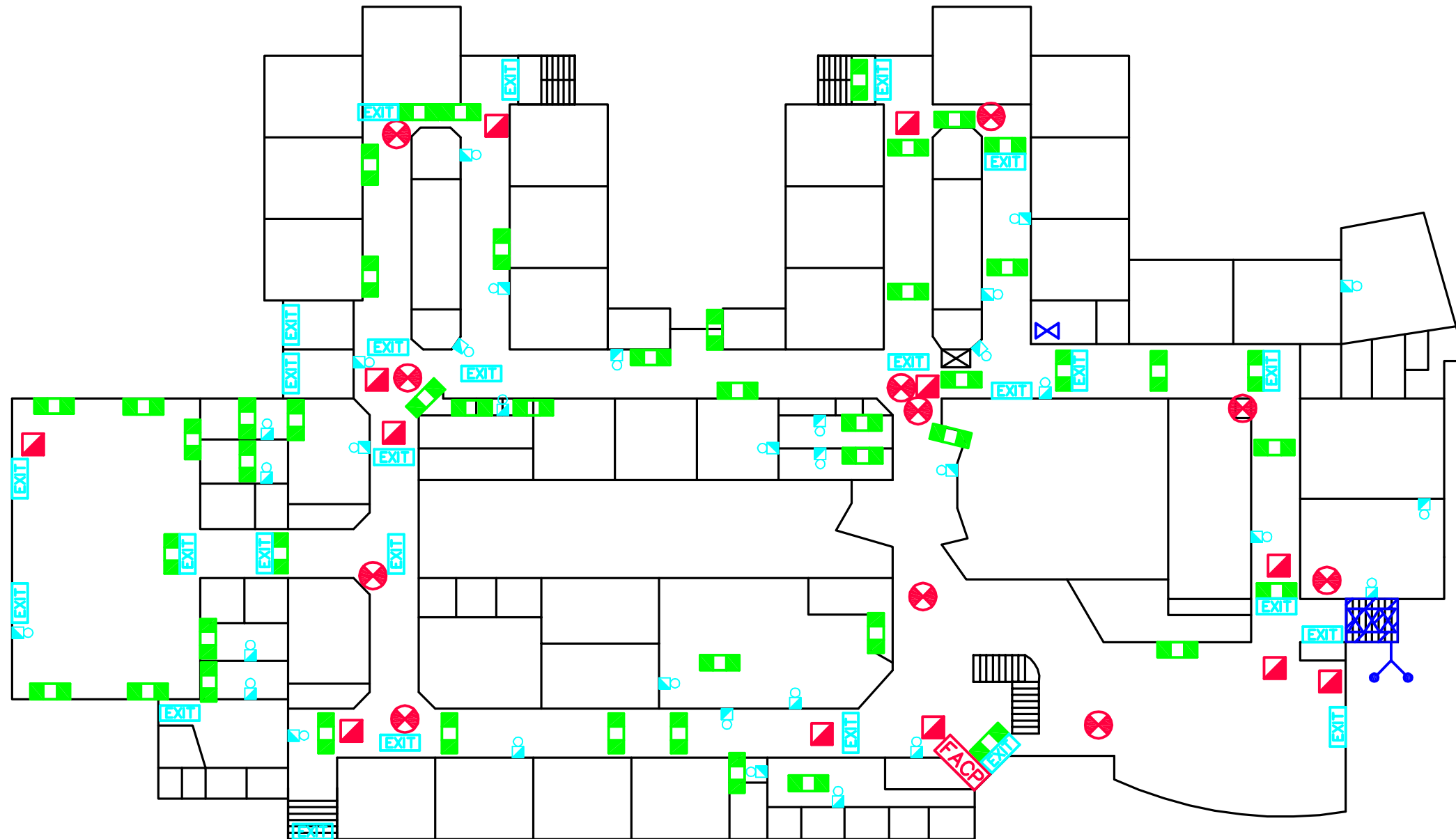
LEGEND

	CONTROL VALVE		FIRE BLANKET
	MAIN SPRINKLER VALVE , SPRINKLER HEADER & ALARM VALVE		EXIT SIGN
	FIRE DEPARTMENT CONNECTION		FIRE ALARM BELL
	FIRE ALARM CONTROL PANEL		EMERGENCY LIGHTING
	MANUAL PULL STATION		FIRE ALARM ANNUNCIATOR
	FIRE EXTINGUISHER		FIRE DAMPER
			HOSE CONNECTION

Project
HALIFAX WEST HIGH SCHOOL
 283 THOMAS RADDALL DR.
 HALIFAX, NS

Drawing
MAINTENANCE DRAWING FIRST FLOOR

Drawing no.
FSM-1




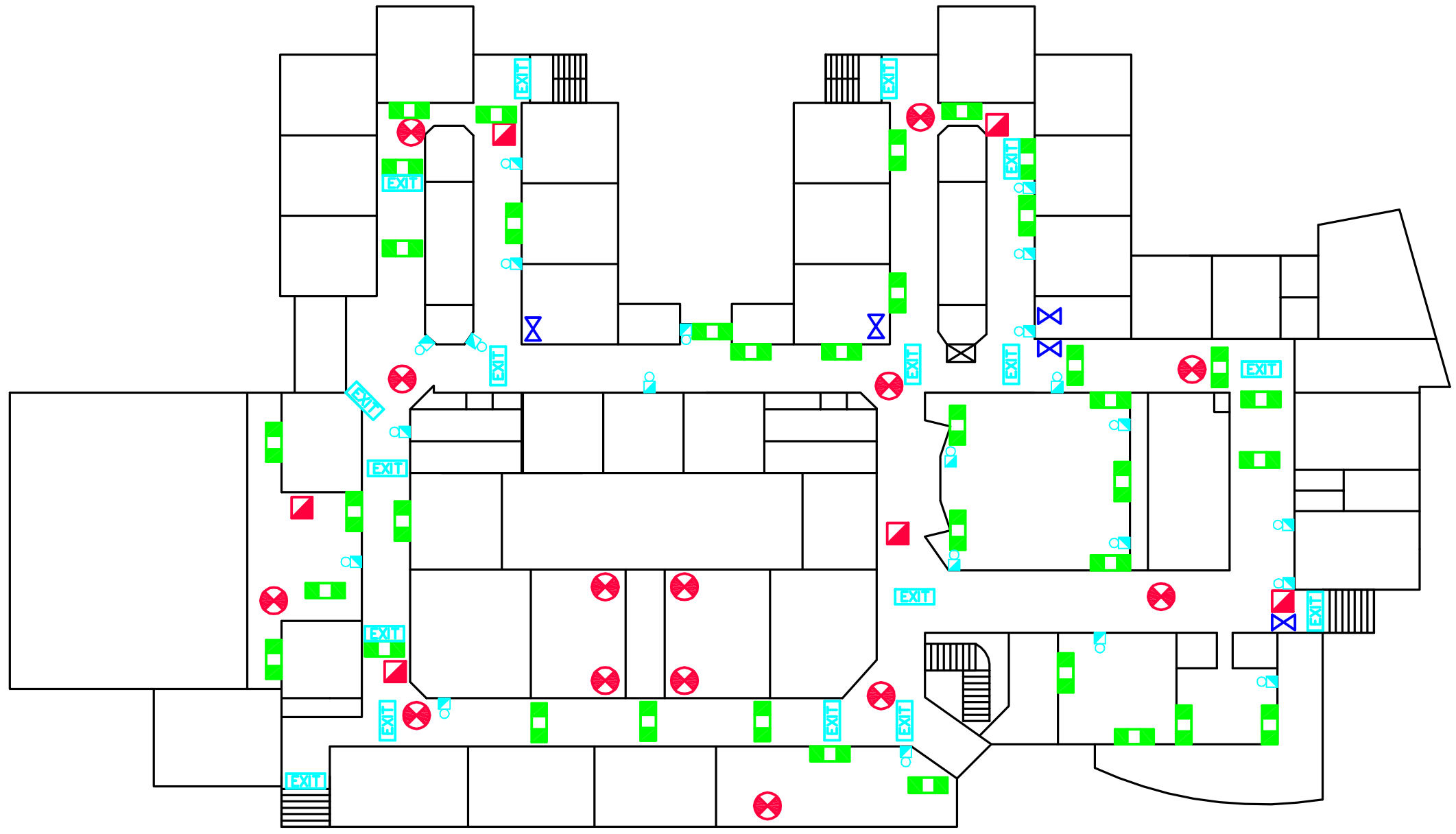
NORTH

LEGEND	
	CONTROL VALVE
	MAIN SPRINKLER VALVE, SPRINKLER HEADER & ALARM VALVE
	FIRE DEPARTMENT CONNECTION
	FIRE ALARM CONTROL PANEL
	MANUAL PULL STATION
	FIRE EXTINGUISHER
	FIRE BLANKET
	EXIT SIGN
	FIRE ALARM BELL
	EMERGENCY LIGHTING
	FIRE ALARM ANNUNCIATOR
	FIRE DAMPER
	HOSE CONNECTION














Project
HALIFAX WEST HIGH SCHOOL
 283 THOMAS RADDALL DR.
 HALIFAX, NS

Drawing
**MAINTENANCE DRAWING
 SECOND FLOOR**

Drawing no.
FSM-2




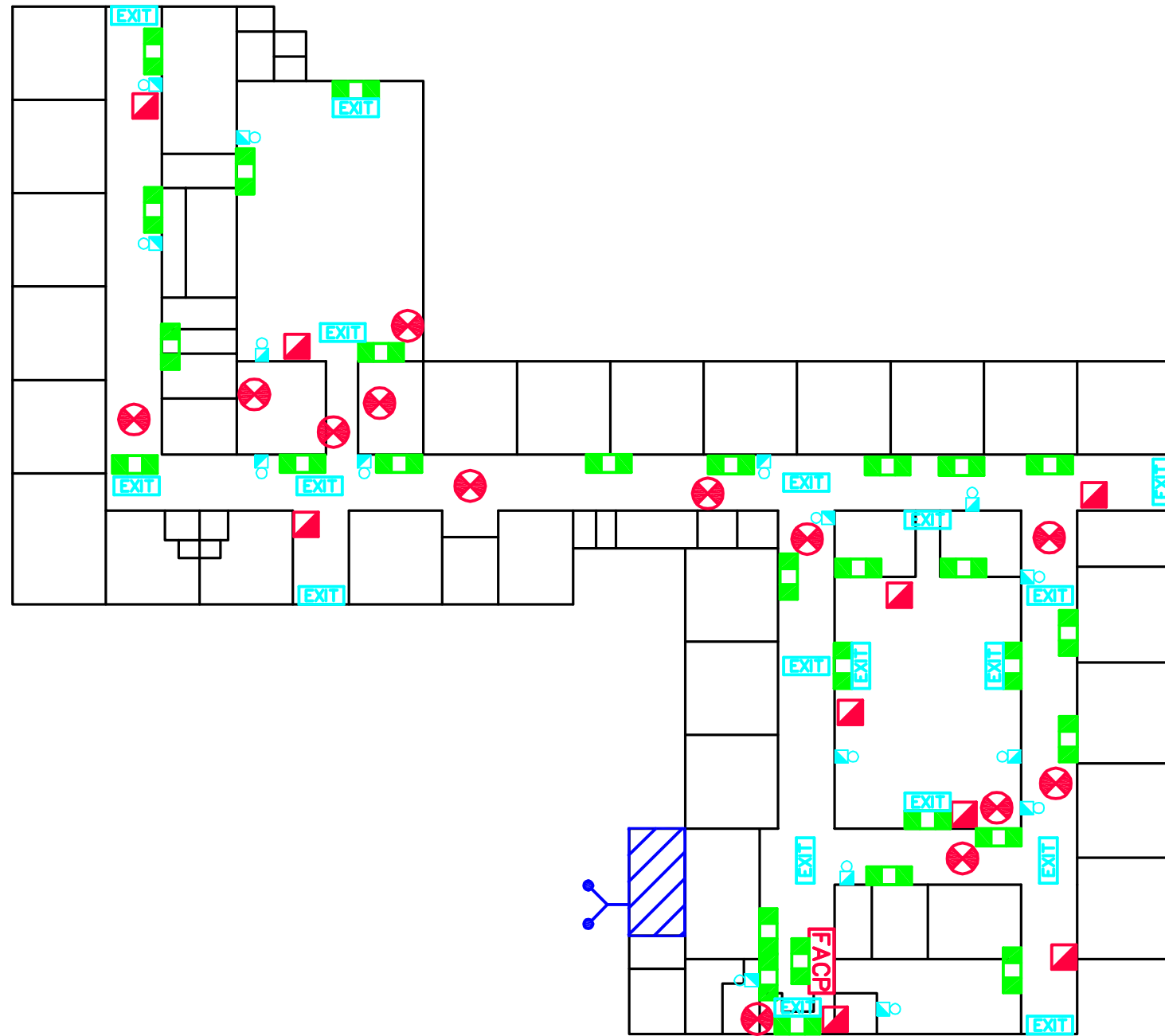
NORTH

LEGEND	
	CONTROL VALVE
	MAIN SPRINKLER VALVE, SPRINKLER HEADER & ALARM VALVE
	FIRE DEPARTMENT CONNECTION
	FIRE ALARM CONTROL PANEL
	MANUAL PULL STATION
	FIRE EXTINGUISHER
	FIRE BLANKET
	EXIT SIGN
	FIRE ALARM BELL
	EMERGENCY LIGHTING
	FIRE ALARM ANNUNCIATOR
	FIRE DAMPER
	HOSE CONNECTION

Project
HALIFAX WEST HIGH SCHOOL
 283 THOMAS RADDALL DR.
 HALIFAX, NS

Drawing
**MAINTENANCE DRAWING
 THIRD FLOOR**

Drawing no.
FSM-3



NORTH


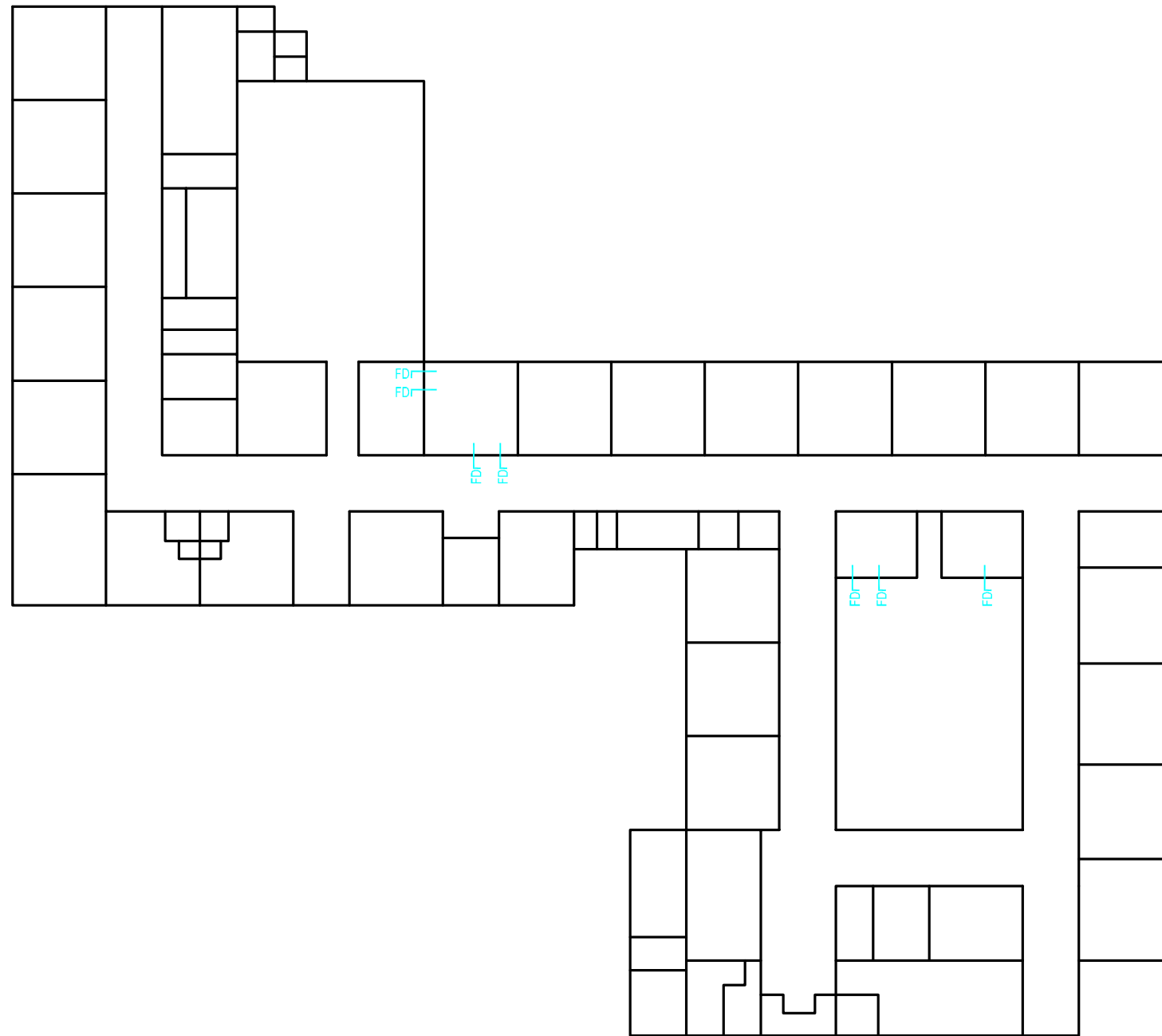
Project
**HAMMONDS PLAINS
 CONSOLIDATED
 ELEMENTARY
 SCHOOL**
 2180 HAMMONDS PLAINS
 RD.
 HAMMONDS PLAINS, NS

Drawing
**MAINTENANCE DRAWING
 FIRST FLOOR**

Drawing no.
FSM-1














LEGEND

	CONTROL VALVE		FIRE BLANKET
	MAIN SPRINKLER VALVE, SPRINKLER HEADER & ALARM VALVE		EXIT SIGN
	FIRE DEPARTMENT CONNECTION		FIRE ALARM BELL
	FIRE ALARM CONTROL PANEL		EMERGENCY LIGHTING
	MANUAL PULL STATION		FIRE ALARM ANNUNCIATOR
	FIRE EXTINGUISHER		FIRE DAMPER
			HOSE CONNECTION



NORTH


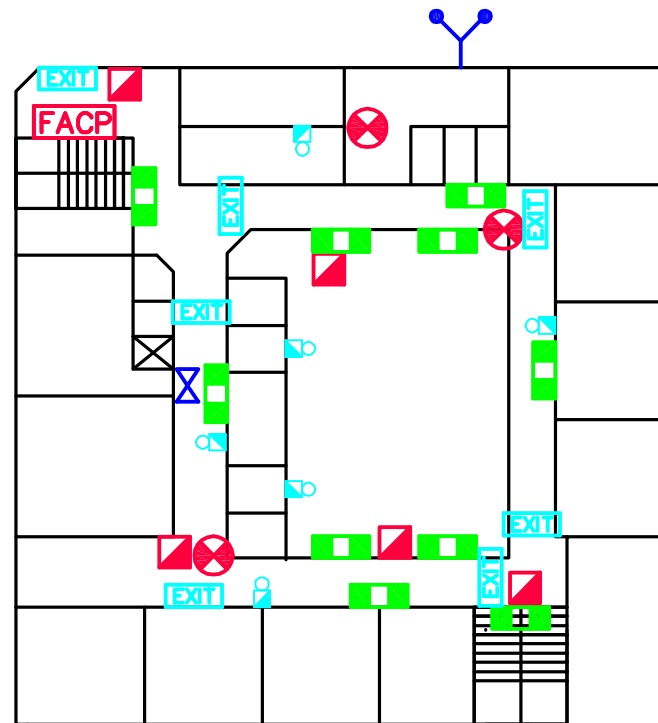
LEGEND

	CONTROL VALVE		FIRE BLANKET
	MAIN SPRINKLER VALVE , SPRINKLER HEADER & ALARM VALVE		EXIT SIGN
	FIRE DEPARTMENT CONNECTION		FIRE ALARM BELL
	FIRE ALARM CONTROL PANEL		EMERGENCY LIGHTING
	MANUAL PULL STATION		FIRE ALARM ANNUNCIATOR
	FIRE EXTINGUISHER		FIRE DAMPER
			HOSE CONNECTION

Project
**HAMMONDS PLAINS
 CONSOLIDATED
 ELEMENTARY
 SCHOOL**
 2180 HAMMONDS PLAINS
 RD.
 HAMMONDS PLAINS, NS














Drawing
**FIRE DAMPER DRAWING
 FIRST FLOOR**

Drawing no.
FSM-2



NORTH

LEGEND

	CONTROL VALVE		FIRE BLANKET
	MAIN SPRINKLER VALVE , SPRINKLER HEADER & ALARM VALVE		EXIT SIGN
	FIRE DEPARTMENT CONNECTION		FIRE ALARM BELL
	FIRE ALARM CONTROL PANEL		EMERGENCY LIGHTING
	MANUAL PULL STATION		FIRE ALARM ANNUNCIATOR
	FIRE EXTINGUISHER		FIRE DAMPER
			HOSE CONNECTION

Project

**HARRY R. HAMILTON
ELEMENTARY
SCHOOL**


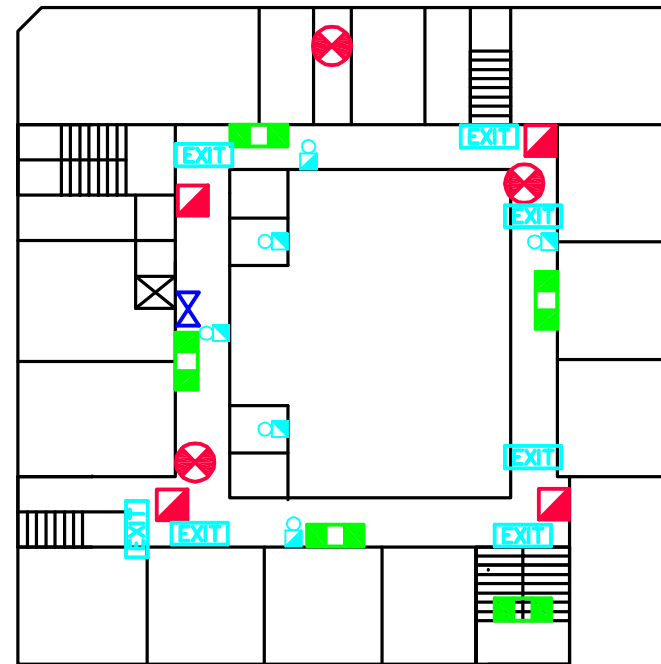
40 HAMILTON DR.
MIDDLE SACKVILLE, NS

Drawing

**MAINTENANCE DRAWING
FIRST FLOOR**














Drawing no.

FSM-1



NORTH

LEGEND

	CONTROL VALVE		FIRE BLANKET
	MAIN SPRINKLER VALVE , SPRINKLER HEADER & ALARM VALVE		EXIT SIGN
	FIRE DEPARTMENT CONNECTION		FIRE ALARM BELL
	FIRE ALARM CONTROL PANEL		EMERGENCY LIGHTING
	MANUAL PULL STATION		FIRE ALARM ANNUNCIATOR
	FIRE EXTINGUISHER		FIRE DAMPER
			HOSE CONNECTION

Project

**HARRY R. HAMILTON
ELEMENTARY
SCHOOL**


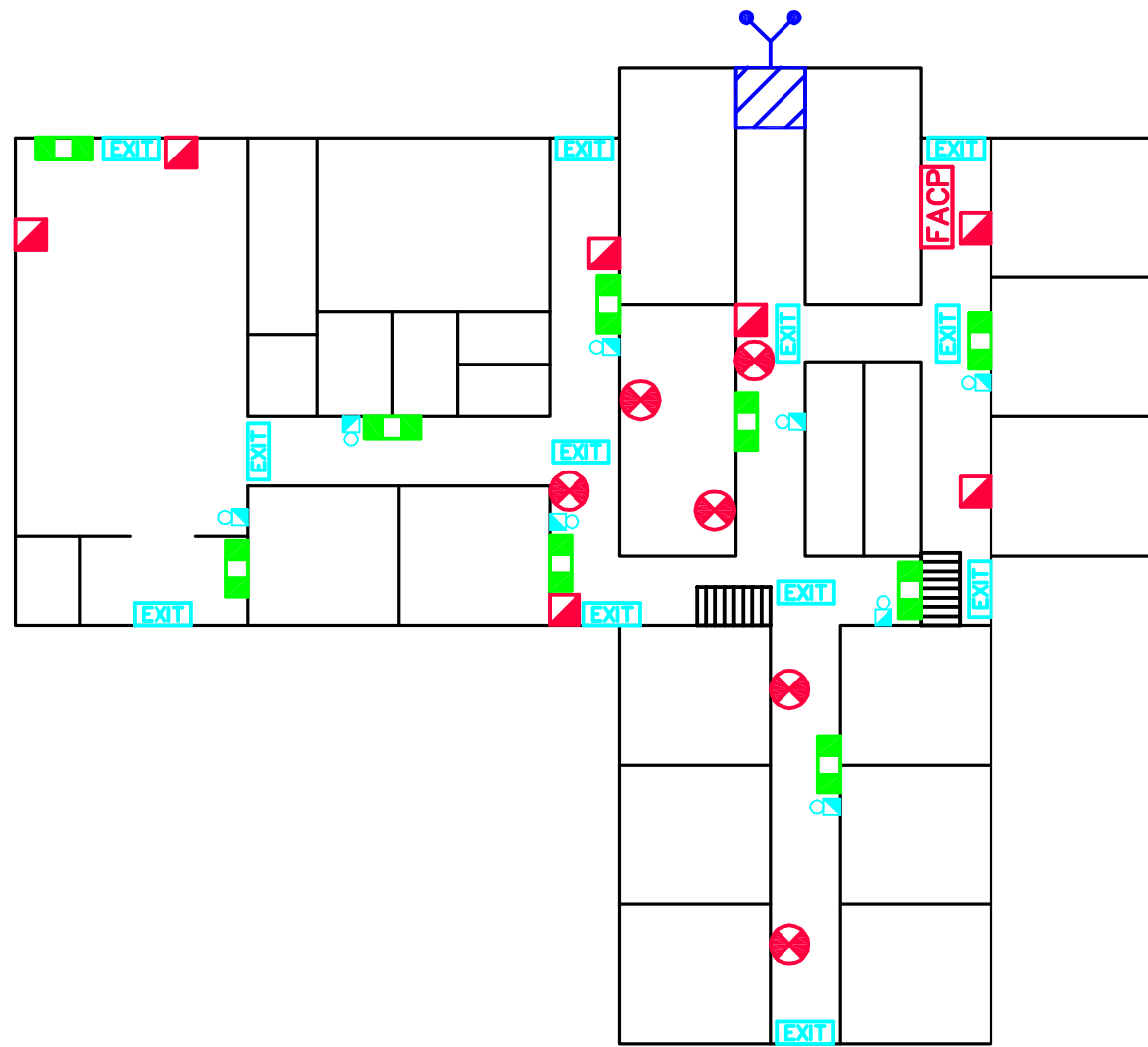
40 HAMILTON DR.
MIDDLE SACKVILLE, NS

Drawing

**MAINTENANCE DRAWING
SECOND FLOOR**














Drawing no.

FSM-2



NORTH


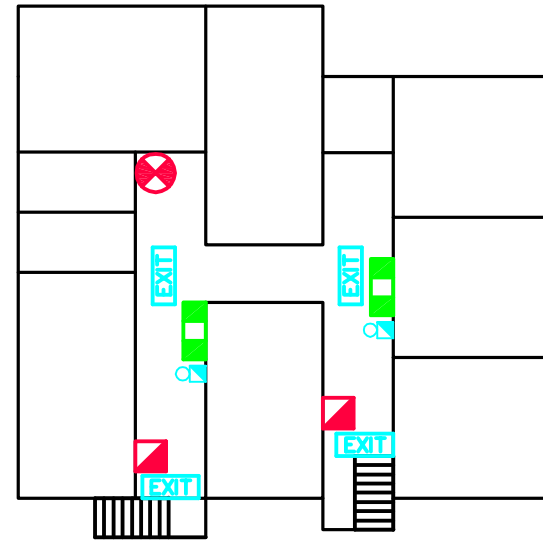
LEGEND

	CONTROL VALVE		FIRE BLANKET
	MAIN SPRINKLER VALVE , SPRINKLER HEADER & ALARM VALVE		EXIT SIGN
	FIRE DEPARTMENT CONNECTION		FIRE ALARM BELL
	FIRE ALARM CONTROL PANEL		EMERGENCY LIGHTING
	MANUAL PULL STATION		FIRE ALARM ANNUNCIATOR
	FIRE EXTINGUISHER		FIRE DAMPER
			HOSE CONNECTION

Project
**HILLSIDE PARK
 ELEMENTARY
 SCHOOL**
 15 HILLSIDE AVE.
 LOWER SACKVILLE, NS














Drawing
**MAINTENANCE DRAWING
 FIRST FLOOR**

Drawing no.
FSM-1



NORTH

LEGEND

	CONTROL VALVE		FIRE BLANKET
	MAIN SPRINKLER VALVE , SPRINKLER HEADER & ALARM VALVE		EXIT SIGN
	FIRE DEPARTMENT CONNECTION		FIRE ALARM BELL
	FIRE ALARM CONTROL PANEL		EMERGENCY LIGHTING
	MANUAL PULL STATION		FIRE ALARM ANNUNCIATOR
	FIRE EXTINGUISHER		FIRE DAMPER
			HOSE CONNECTION

Project

**HILLSIDE PARK
ELEMENTARY
SCHOOL**

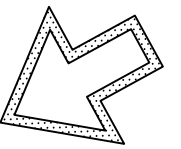
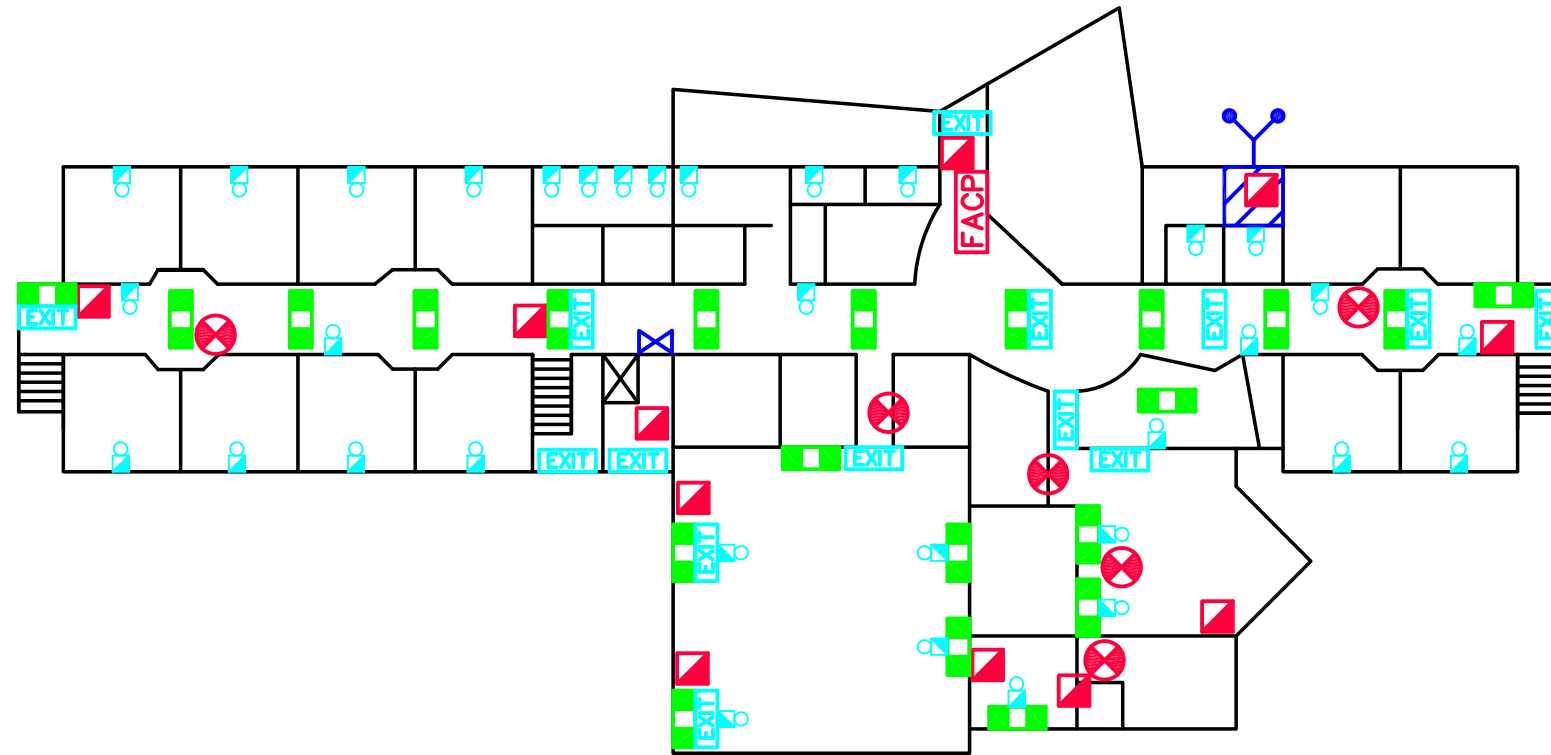
15 HILLSIDE AVE.
LOWER SACKVILLE, NS

Drawing

**MAINTENANCE DRAWING
SECOND FLOOR**














Drawing no.

FSM-2



NORTH


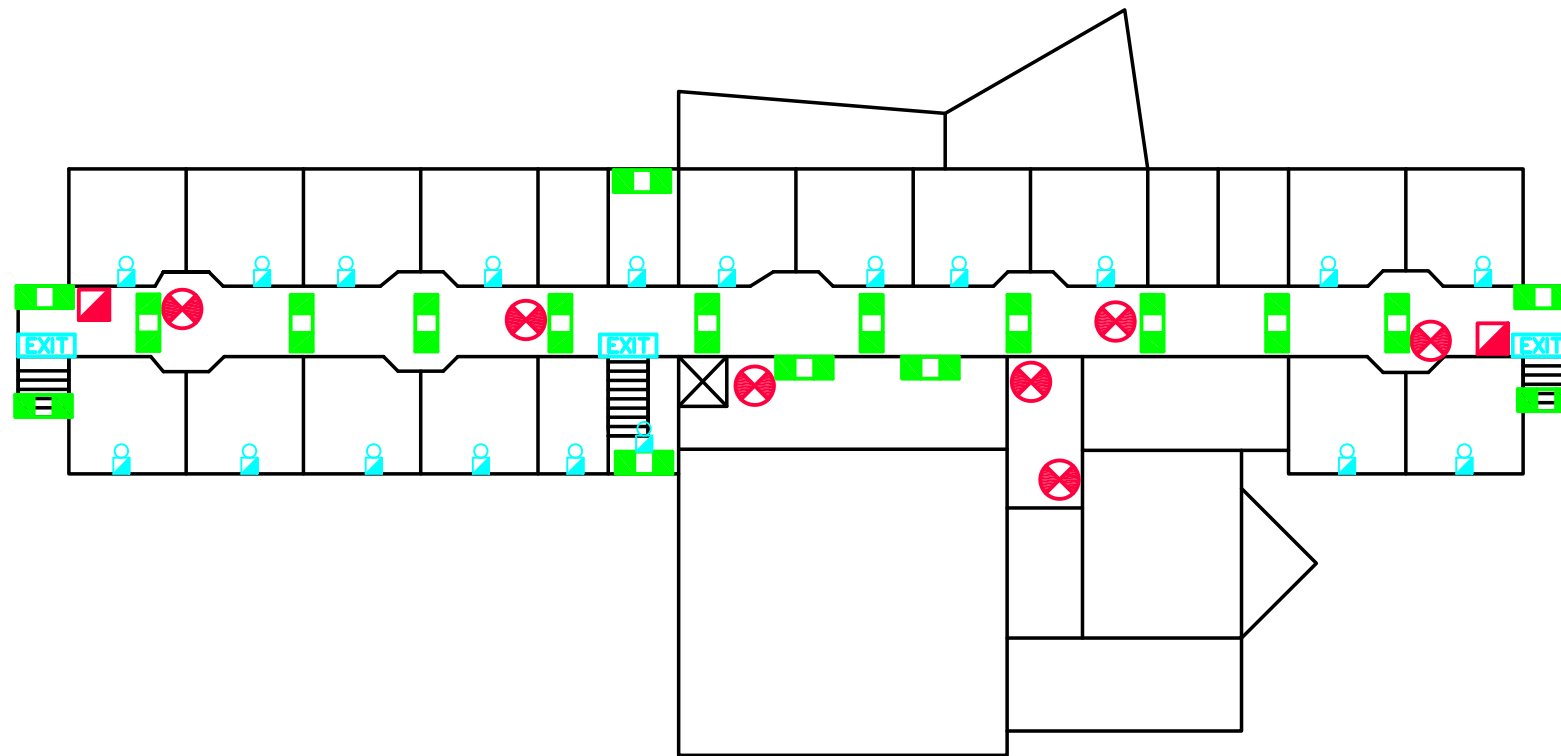
LEGEND

	CONTROL VALVE		FIRE BLANKET
	MAIN SPRINKLER VALVE , SPRINKLER HEADER & ALARM VALVE		EXIT SIGN
	FIRE DEPARTMENT CONNECTION		FIRE ALARM BELL
	FIRE ALARM CONTROL PANEL		EMERGENCY LIGHTING
	MANUAL PULL STATION		FIRE ALARM ANNUNCIATOR
	FIRE EXTINGUISHER		FIRE DAMPER
			HOSE CONNECTION

Project
**KINGSWOOD
 ELEMENTARY
 SCHOOL**
 34 VREGE CRT.
 HAMMONDS PLAINS, NS














Drawing
**MAINTENANCE DRAWING
 FIRST FLOOR**

Drawing no.
FSM-1



NORTH

LEGEND

	CONTROL VALVE		FIRE BLANKET
	MAIN SPRINKLER VALVE, SPRINKLER HEADER & ALARM VALVE		EXIT SIGN
	FIRE DEPARTMENT CONNECTION		FIRE ALARM BELL
	FIRE ALARM CONTROL PANEL		EMERGENCY LIGHTING
	MANUAL PULL STATION		FIRE ALARM ANNUNCIATOR
	FIRE EXTINGUISHER		FIRE DAMPER
			HOSE CONNECTION

Project

**KINGSWOOD
ELEMENTARY
SCHOOL**

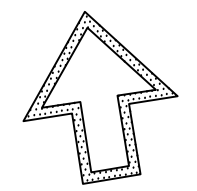
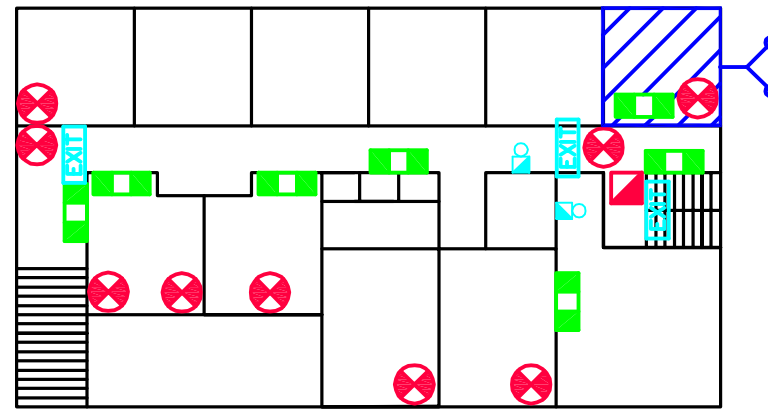
34 VREGE CRT.
HAMMONDS PLAINS, NS

Drawing

**MAINTENANCE DRAWING
SECOND FLOOR**














Drawing no.

FSM-2



NORTH


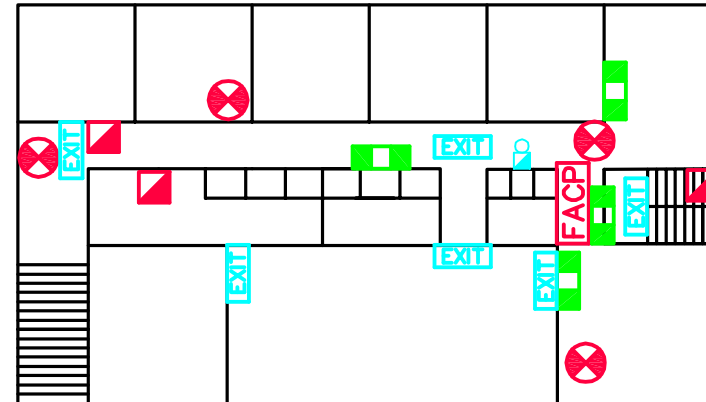
LEGEND

	CONTROL VALVE		FIRE BLANKET
	MAIN SPRINKLER VALVE , SPRINKLER HEADER & ALARM VALVE		EXIT SIGN
	FIRE DEPARTMENT CONNECTION		FIRE ALARM BELL
	FIRE ALARM CONTROL PANEL		EMERGENCY LIGHTING
	MANUAL PULL STATION		FIRE ALARM ANNUNCIATOR
	FIRE EXTINGUISHER		FIRE DAMPER
			HOSE CONNECTION

Project
**LESLIE THOMAS
 JUNIOR HIGH
 SCHOOL**
 100 METROPOLITAN AVE.
 LOWER SACKVILLE, NS














Drawing
**MAINTENANCE DRAWING
 FIRST FLOOR**

Drawing no.
FSM-1



NORTH

LEGEND

	CONTROL VALVE		FIRE BLANKET
	MAIN SPRINKLER VALVE , SPRINKLER HEADER & ALARM VALVE		EXIT SIGN
	FIRE DEPARTMENT CONNECTION		FIRE ALARM BELL
	FIRE ALARM CONTROL PANEL		EMERGENCY LIGHTING
	MANUAL PULL STATION		FIRE ALARM ANNUNCIATOR
	FIRE EXTINGUISHER		FIRE DAMPER
			HOSE CONNECTION

Project

**LESLIE THOMAS
JUNIOR HIGH
SCHOOL**


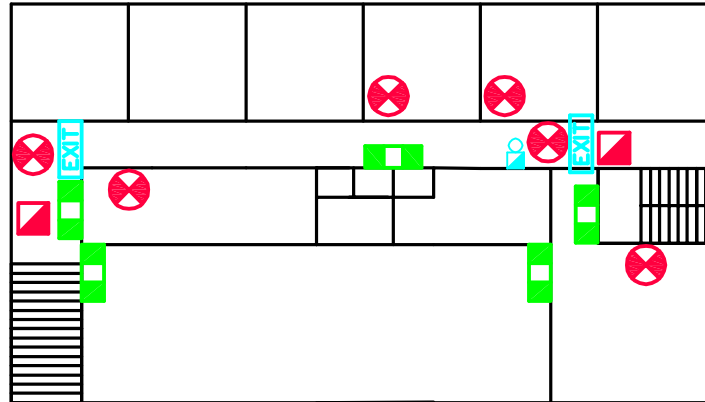
100 METROPOLITAN AVE.
LOWER SACKVILLE, NS

Drawing

**MAINTENANCE DRAWING
SECOND FLOOR**














Drawing no.

FSM-2



NORTH

LEGEND

	CONTROL VALVE		FIRE BLANKET
	MAIN SPRINKLER VALVE , SPRINKLER HEADER & ALARM VALVE		EXIT SIGN
	FIRE DEPARTMENT CONNECTION		FIRE ALARM BELL
	FIRE ALARM CONTROL PANEL		EMERGENCY LIGHTING
	MANUAL PULL STATION		FIRE ALARM ANNUNCIATOR
	FIRE EXTINGUISHER		FIRE DAMPER
			HOSE CONNECTION

Project

**LESLIE THOMAS
JUNIOR HIGH
SCHOOL**


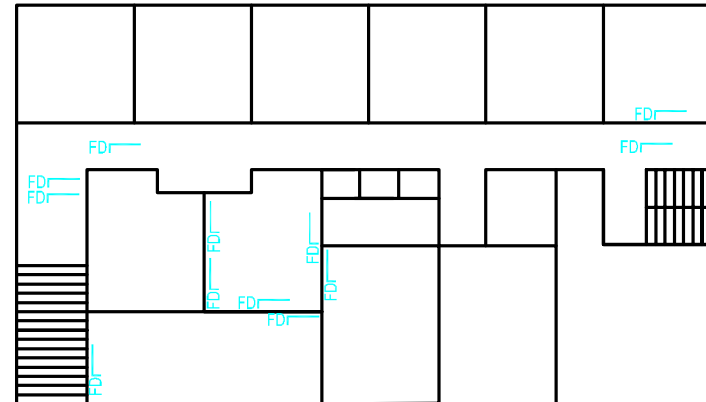
100 METROPOLITAN AVE.
LOWER SACKVILLE, NS

Drawing

**MAINTENANCE DRAWING
THIRD FLOOR**














Drawing no.

FSM-3



NORTH


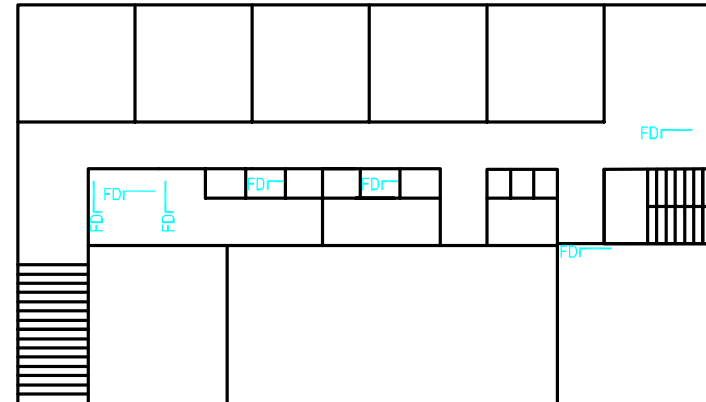
LEGEND

	CONTROL VALVE		FIRE BLANKET
	MAIN SPRINKLER VALVE , SPRINKLER HEADER & ALARM VALVE		EXIT SIGN
	FIRE DEPARTMENT CONNECTION		FIRE ALARM BELL
	FIRE ALARM CONTROL PANEL		EMERGENCY LIGHTING
	MANUAL PULL STATION		FIRE ALARM ANNUNCIATOR
	FIRE EXTINGUISHER		FIRE DAMPER
			HOSE CONNECTION

Project
**LESLIE THOMAS
 JUNIOR HIGH
 SCHOOL**
 100 METROPOLITAN AVE.
 LOWER SACKVILLE, NS














Drawing
**FIRE DAMPER DRAWING
 FIRST FLOOR**

Drawing no.
FSM-4



NORTH

LEGEND

	CONTROL VALVE		FIRE BLANKET
	MAIN SPRINKLER VALVE , SPRINKLER HEADER & ALARM VALVE		EXIT SIGN
	FIRE DEPARTMENT CONNECTION		FIRE ALARM BELL
	FIRE ALARM CONTROL PANEL		EMERGENCY LIGHTING
	MANUAL PULL STATION		FIRE ALARM ANNUNCIATOR
	FIRE EXTINGUISHER		FIRE DAMPER
			HOSE CONNECTION

Project

**LESLIE THOMAS
JUNIOR HIGH
SCHOOL**


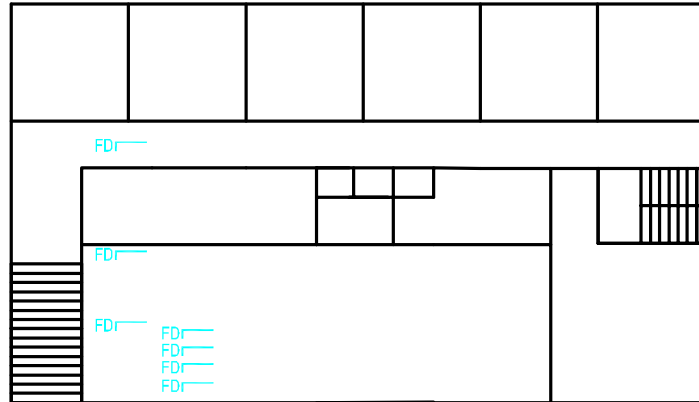
100 METROPOLITAN AVE.
LOWER SACKVILLE, NS

Drawing

**FIRE DAMPER DRAWING
SECOND FLOOR**














Drawing no.

FSM-5



NORTH

LEGEND

	CONTROL VALVE		FIRE BLANKET
	MAIN SPRINKLER VALVE , SPRINKLER HEADER & ALARM VALVE		EXIT SIGN
	FIRE DEPARTMENT CONNECTION		FIRE ALARM BELL
	FIRE ALARM CONTROL PANEL		EMERGENCY LIGHTING
	MANUAL PULL STATION		FIRE ALARM ANNUNCIATOR
	FIRE EXTINGUISHER		FIRE DAMPER
			HOSE CONNECTION

Project

**LESLIE THOMAS
JUNIOR HIGH
SCHOOL**


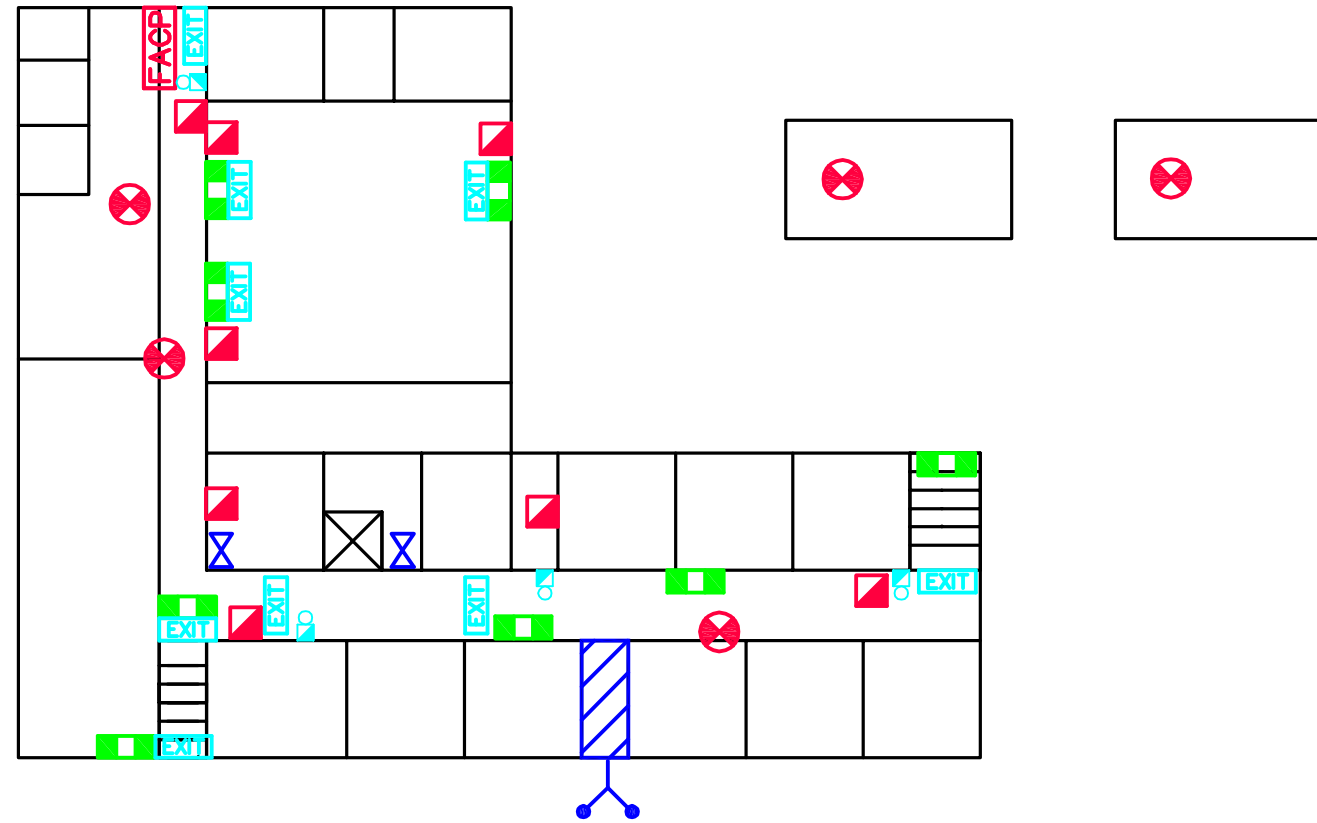
100 METROPOLITAN AVE.
LOWER SACKVILLE, NS

Drawing

**FIRE DAMPER DRAWING
THIRD FLOOR**














Drawing no.

FSM-6



NORTH

LEGEND

 CONTROL VALVE	 FIRE BLANKET
 MAIN SPRINKLER VALVE, SPRINKLER HEADER & ALARM VALVE	 EXIT SIGN
 FIRE DEPARTMENT CONNECTION	 FIRE ALARM BELL
 FIRE ALARM CONTROL PANEL	 EMERGENCY LIGHTING
 MANUAL PULL STATION	 FIRE ALARM ANNUNCIATOR
 FIRE EXTINGUISHER	 FIRE DAMPER
	 HOSE CONNECTION

Project

**MILLWOOD
ELEMENTARY
SCHOOL**


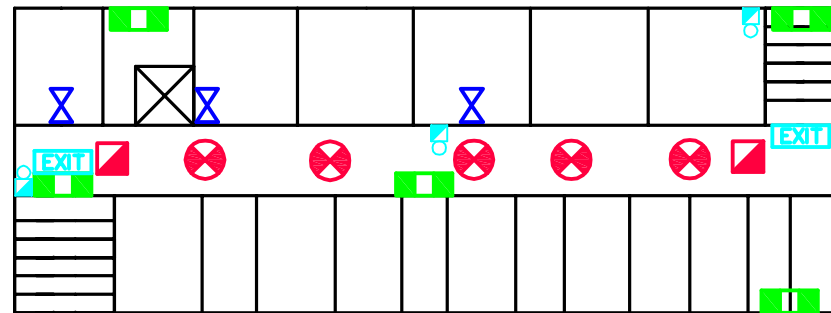
190 BEAVER BANK CROSS RD.
LOWER SACKVILLE, NS

Drawing

**MAINTENANCE DRAWING
FIRST FLOOR**














Drawing no.

FSM-1



NORTH


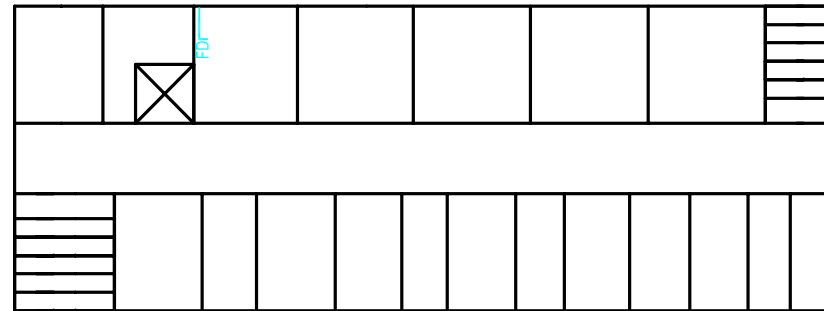
LEGEND

	CONTROL VALVE		FIRE BLANKET
	MAIN SPRINKLER VALVE , SPRINKLER HEADER & ALARM VALVE		EXIT SIGN
	FIRE DEPARTMENT CONNECTION		FIRE ALARM BELL
	FIRE ALARM CONTROL PANEL		EMERGENCY LIGHTING
	MANUAL PULL STATION		FIRE ALARM ANNUNCIATOR
	FIRE EXTINGUISHER		FIRE DAMPER
			HOSE CONNECTION

Project
**MILLWOOD
 ELEMENTARY
 SCHOOL**
 190 BEAVER BANK CROSS RD.
 LOWER SACKVILLE, NS

Drawing
**MAINTENANCE DRAWING
 SECOND FLOOR**

Drawing no.
FSM-2
















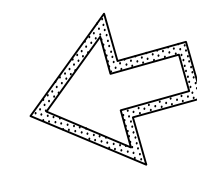
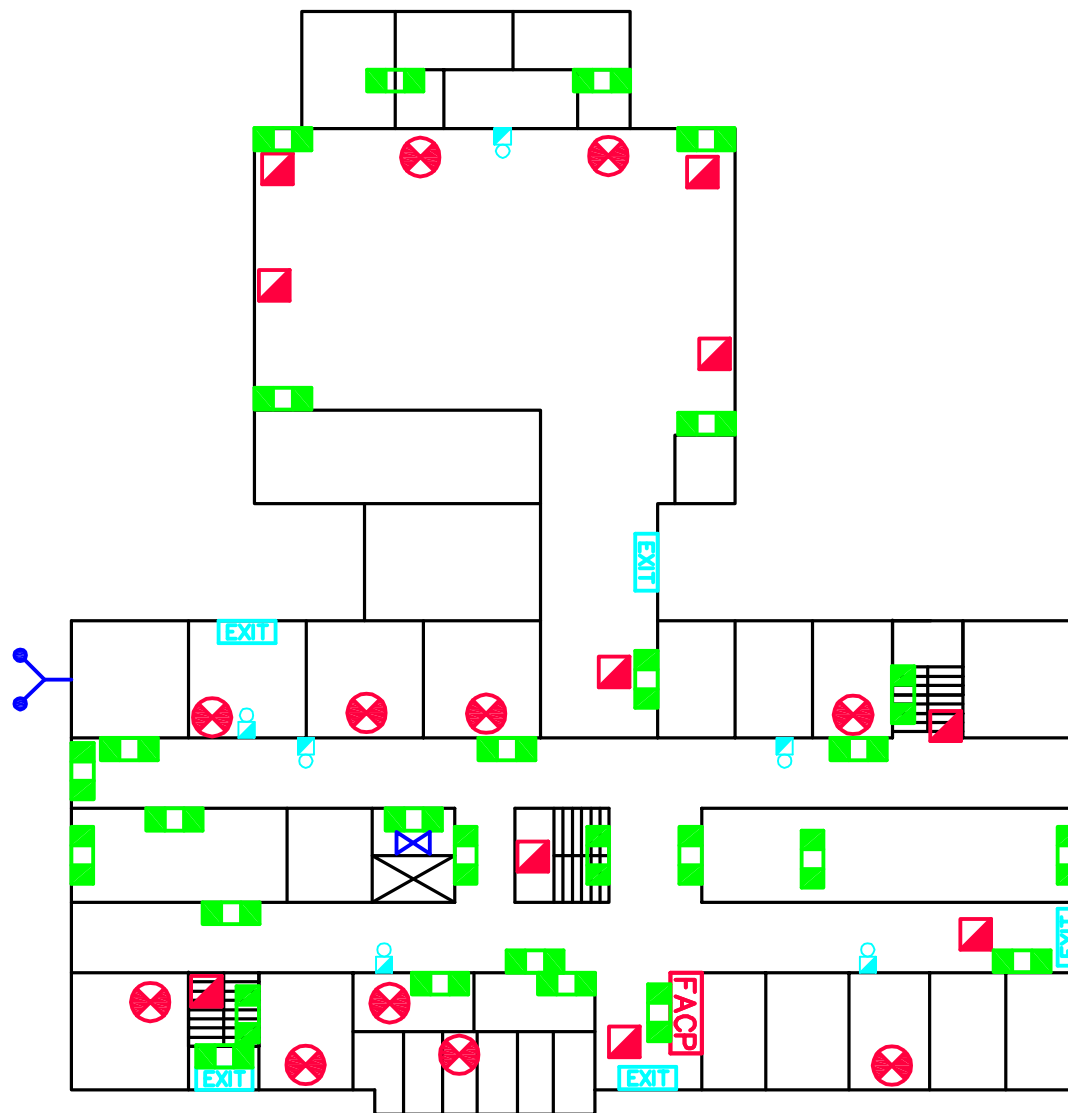
NORTH

Project
**MILLWOOD
 ELEMENTARY
 SCHOOL**
 190 BEAVER BANK CROSS RD.
 LOWER SACKVILLE, NS

Drawing
**FIRE DAMPER DRAWING
 SECOND FLOOR**














Drawing no.
FSM-3

LEGEND			
	CONTROL VALVE		FIRE BLANKET
	MAIN SPRINKLER VALVE , SPRINKLER HEADER & ALARM VALVE		EXIT SIGN
	FIRE DEPARTMENT CONNECTION		FIRE ALARM BELL
	FIRE ALARM CONTROL PANEL		EMERGENCY LIGHTING
	MANUAL PULL STATION		FIRE ALARM ANNUNCIATOR
	FIRE EXTINGUISHER		FIRE DAMPER
			HOSE CONNECTION



NORTH

LEGEND

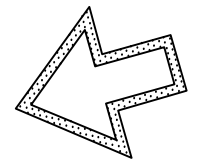
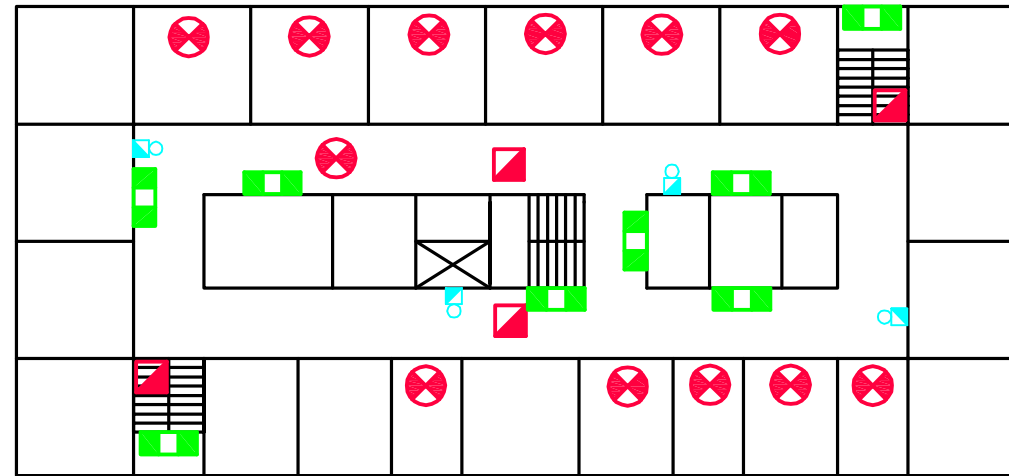
	CONTROL VALVE		FIRE BLANKET
	MAIN SPRINKLER VALVE, SPRINKLER HEADER & ALARM VALVE		EXIT SIGN
	FIRE DEPARTMENT CONNECTION		FIRE ALARM BELL
	FIRE ALARM CONTROL PANEL		EMERGENCY LIGHTING
	MANUAL PULL STATION		FIRE ALARM ANNUNCIATOR
	FIRE EXTINGUISHER		FIRE DAMPER
			HOSE CONNECTION

Project
**MILLWOOD
HIGH SCHOOL**

141 MILLWOOD DR.
LOWER SACKVILLE, NS














Drawing
**MAINTENANCE DRAWING
FIRST FLOOR**

Drawing no.
FSM-1



NORTH

LEGEND

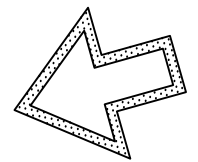
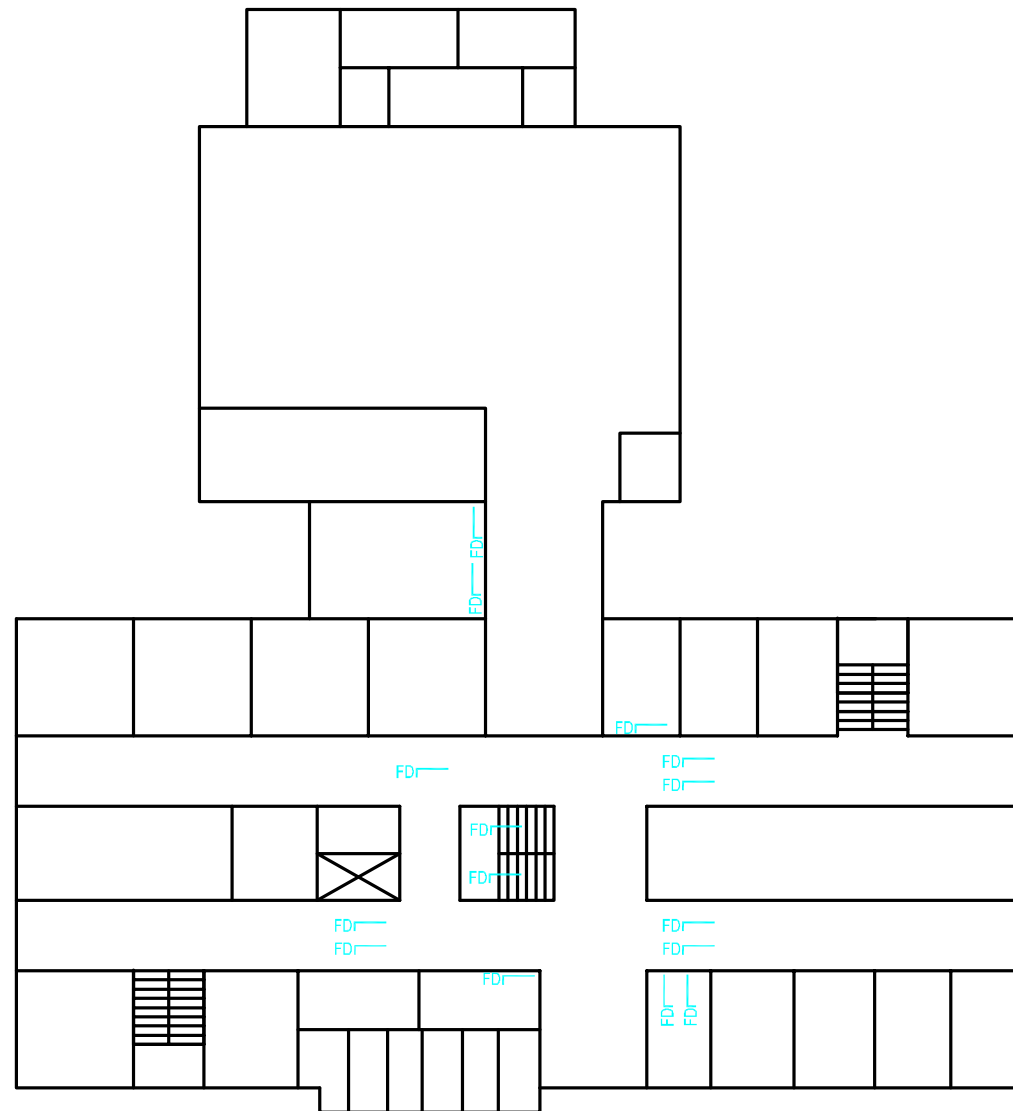
	CONTROL VALVE		FIRE BLANKET
	MAIN SPRINKLER VALVE , SPRINKLER HEADER & ALARM VALVE		EXIT SIGN
	FIRE DEPARTMENT CONNECTION		FIRE ALARM BELL
	FIRE ALARM CONTROL PANEL		EMERGENCY LIGHTING
	MANUAL PULL STATION		FIRE ALARM ANNUNCIATOR
	FIRE EXTINGUISHER		FIRE DAMPER
			HOSE CONNECTION

Project
**MILLWOOD
HIGH SCHOOL**

141 MILLWOOD DR.
LOWER SACKVILLE, NS














Drawing
**MAINTENANCE DRAWING
SECOND FLOOR**

Drawing no.
FSM-2



NORTH

LEGEND

	CONTROL VALVE		FIRE BLANKET
	MAIN SPRINKLER VALVE , SPRINKLER HEADER & ALARM VALVE		EXIT SIGN
	FIRE DEPARTMENT CONNECTION		FIRE ALARM BELL
	FIRE ALARM CONTROL PANEL		EMERGENCY LIGHTING
	MANUAL PULL STATION		FIRE ALARM ANNUNCIATOR
	FIRE EXTINGUISHER		FIRE DAMPER
			HOSE CONNECTION

Project

**MILLWOOD
HIGH SCHOOL**

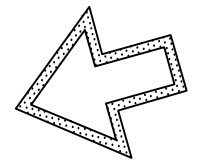
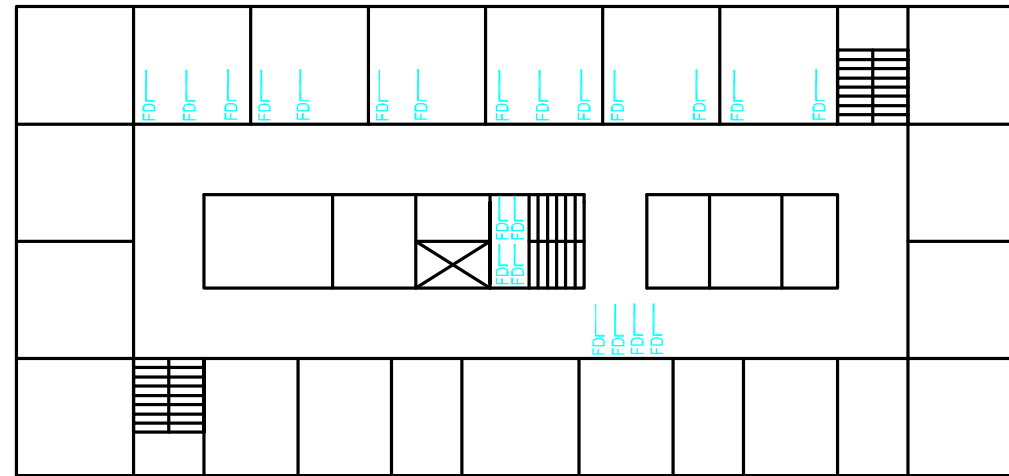
141 MILLWOOD DR.
LOWER SACKVILLE, NS

Drawing

**FIRE DAMPER DRAWING
FIRST FLOOR**














Drawing no.

FSM-3



NORTH

LEGEND


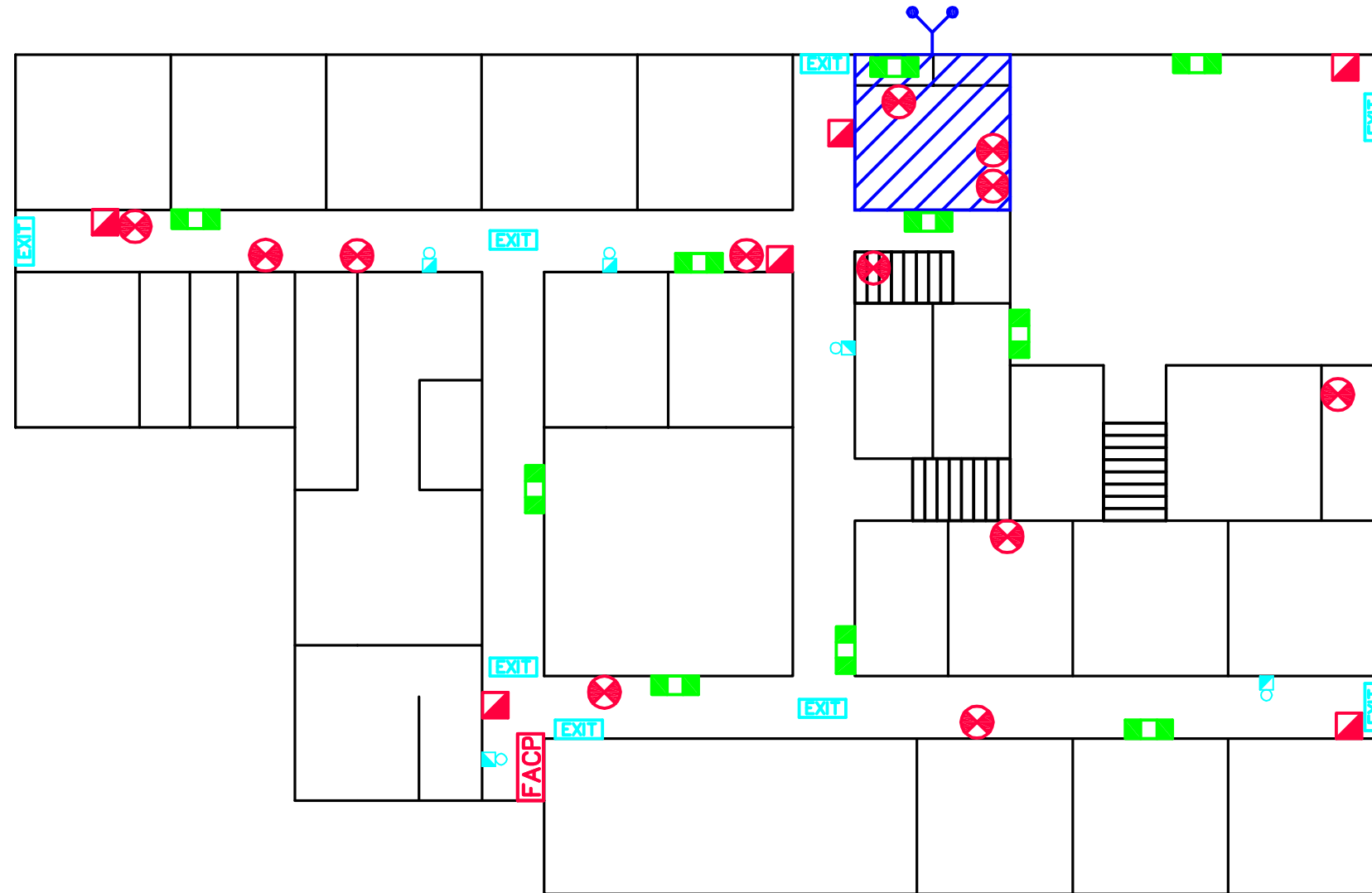
	CONTROL VALVE		FIRE BLANKET
	MAIN SPRINKLER VALVE, SPRINKLER HEADER & ALARM VALVE		EXIT SIGN
	FIRE DEPARTMENT CONNECTION		FIRE ALARM BELL
	FIRE ALARM CONTROL PANEL		EMERGENCY LIGHTING
	MANUAL PULL STATION		FIRE ALARM ANNUNCIATOR
	FIRE EXTINGUISHER		FIRE DAMPER
			HOSE CONNECTION

Project
**MILLWOOD
HIGH SCHOOL**

141 MILLWOOD DR.
LOWER SACKVILLE, NS

Drawing
**FIRE DAMPER DRAWING
SECOND FLOOR**

Drawing no.
FSM-4

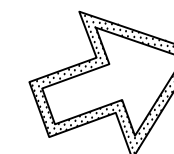
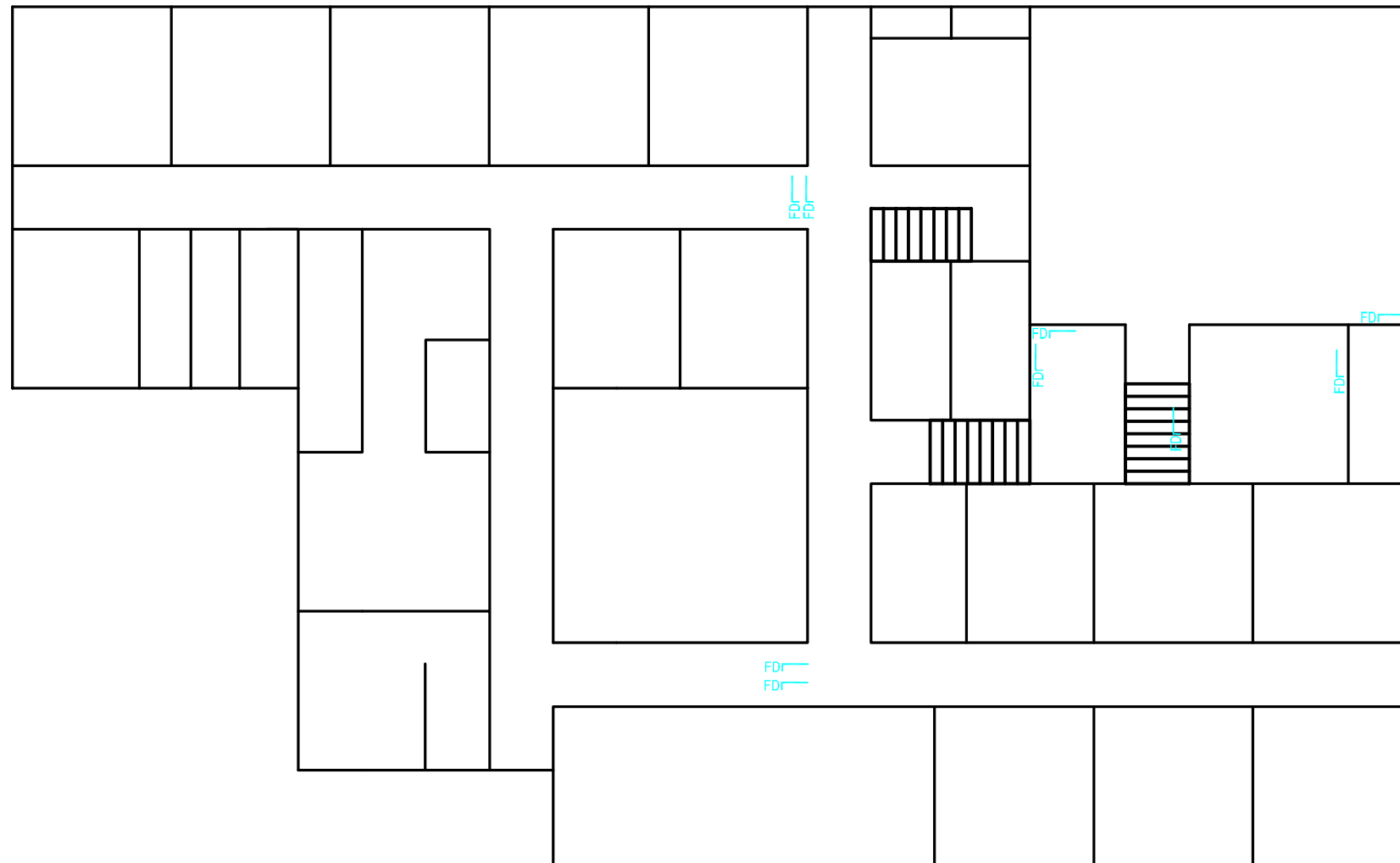


LEGEND	
	CONTROL VALVE
	MAIN SPRINKLER VALVE, SPRINKLER HEADER & ALARM VALVE
	FIRE DEPARTMENT CONNECTION
	FIRE ALARM CONTROL PANEL
	MANUAL PULL STATION
	FIRE EXTINGUISHER
	FIRE BLANKET
	EXIT SIGN
	FIRE ALARM BELL
	EMERGENCY LIGHTING
	FIRE ALARM ANNUNCIATOR
	FIRE DAMPER
	HOSE CONNECTION

Project
**PROSPECT ROAD
 ELEMENTARY
 SCHOOL**
 2199 PROSPECT ROAD
 HATCHET LAKE, NS














Drawing
**MAINTENANCE DRAWING
 FIRST FLOOR**

Drawing no.
FSM-1



NORTH


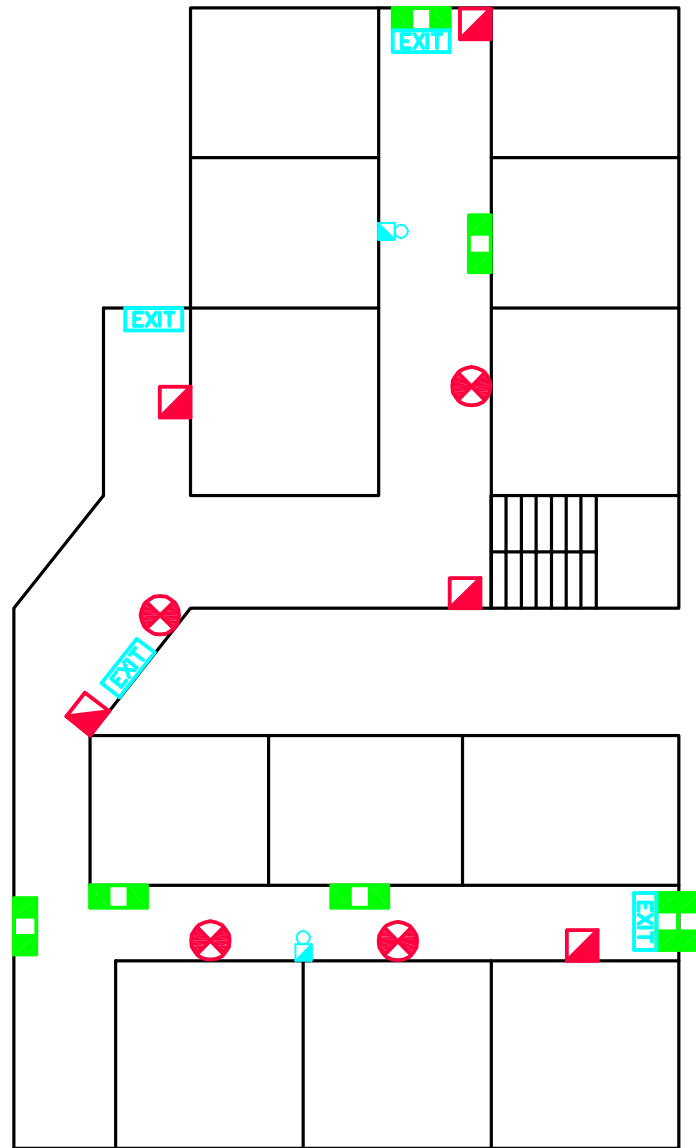
LEGEND

	CONTROL VALVE		FIRE BLANKET
	MAIN SPRINKLER VALVE , SPRINKLER HEADER & ALARM VALVE		EXIT SIGN
	FIRE DEPARTMENT CONNECTION		FIRE ALARM BELL
	FIRE ALARM CONTROL PANEL		EMERGENCY LIGHTING
	MANUAL PULL STATION		FIRE ALARM ANNUNCIATOR
	FIRE EXTINGUISHER		FIRE DAMPER
			HOSE CONNECTION

Project
**PROSPECT ROAD
 ELEMENTARY
 SCHOOL**
 2199 PROSPECT ROAD
 HATCHET LAKE, NS














Drawing
**FIRE DAMPER DRAWING
 FIRST FLOOR**

Drawing no.
FSM-2



NORTH

LEGEND

	CONTROL VALVE		FIRE BLANKET
	MAIN SPRINKLER VALVE , SPRINKLER HEADER & ALARM VALVE		EXIT SIGN
	FIRE DEPARTMENT CONNECTION		FIRE ALARM BELL
	FIRE ALARM CONTROL PANEL		EMERGENCY LIGHTING
	MANUAL PULL STATION		FIRE ALARM ANNUNCIATOR
	FIRE EXTINGUISHER		FIRE DAMPER
			HOSE CONNECTION

Project

**ROCKINGHAM
ELEMENTARY
SCHOOL**

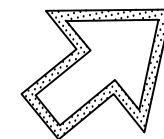
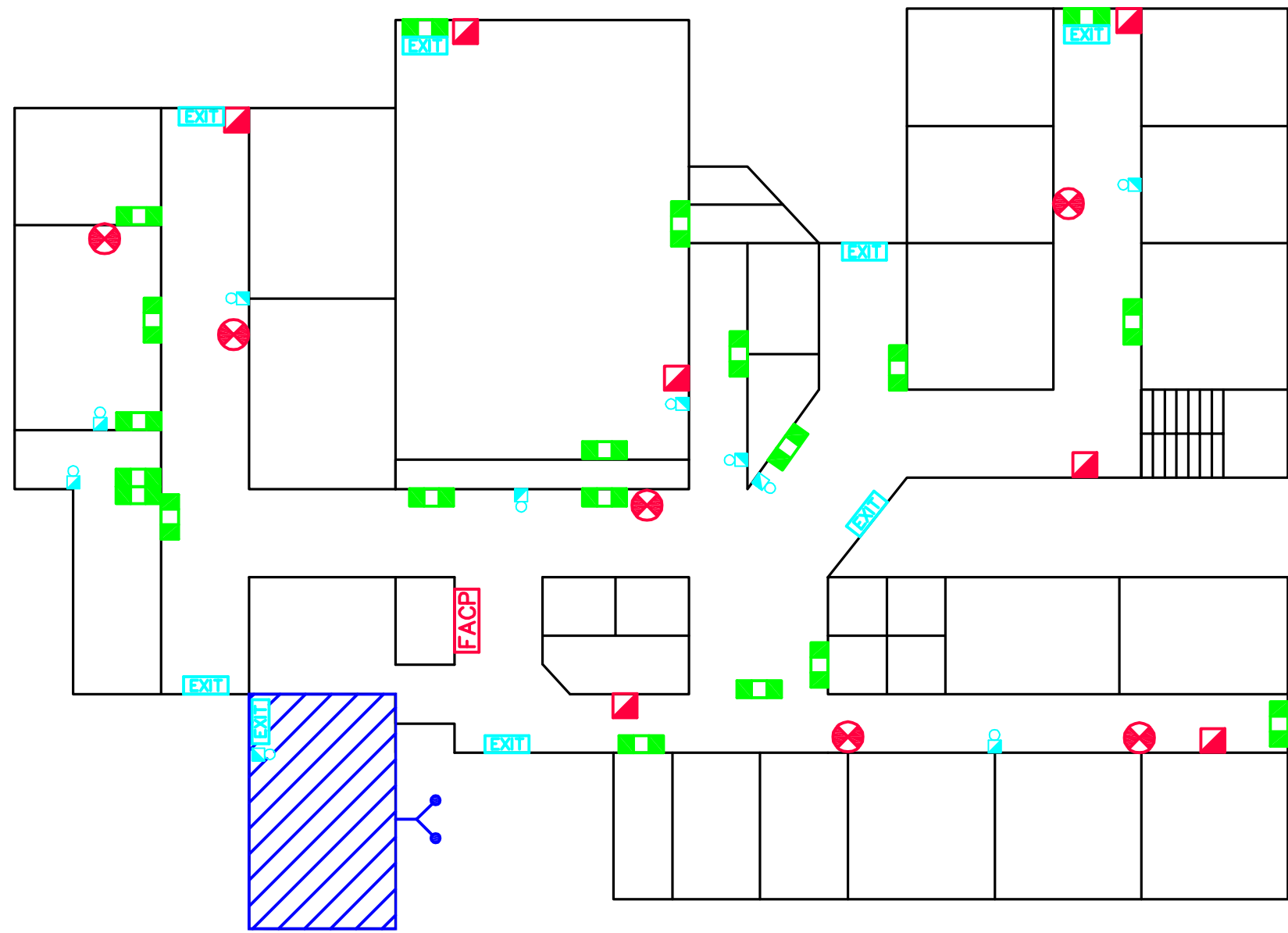
31 TREMONT DRIVE
HALIFAX, NS

Drawing














**MAINTENANCE DRAWING
FIRST FLOOR**

Drawing no.

FSM-1




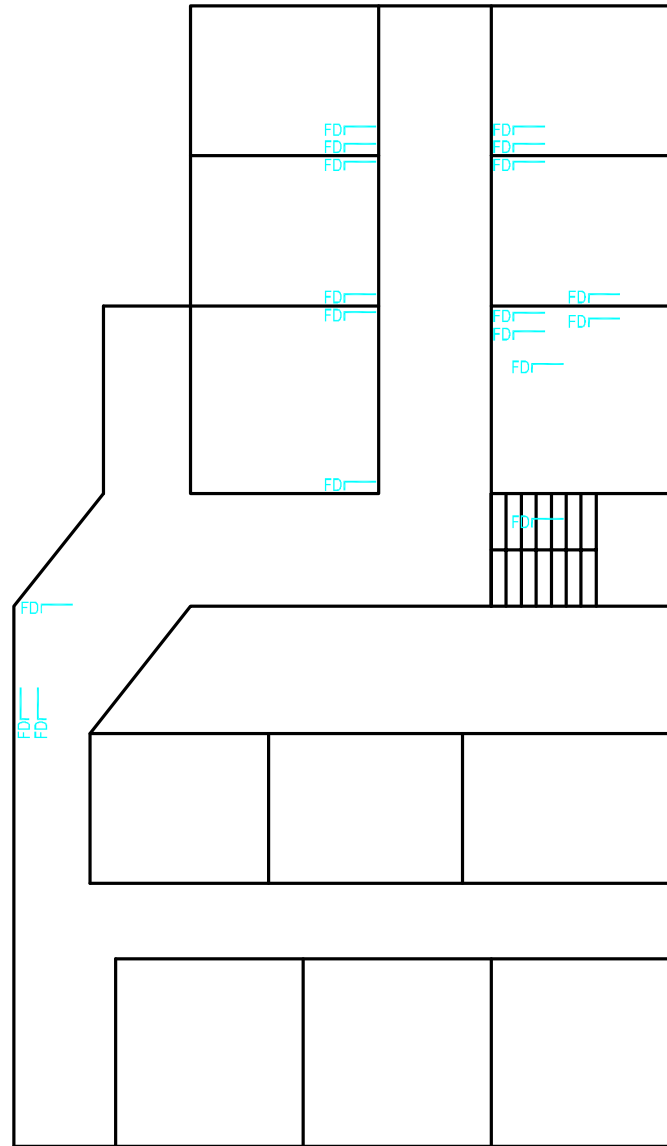
NORTH

LEGEND			
	CONTROL VALVE		FIRE BLANKET
	MAIN SPRINKLER VALVE, SPRINKLER HEADER & ALARM VALVE		EXIT SIGN
	FIRE DEPARTMENT CONNECTION		FIRE ALARM BELL
	FIRE ALARM CONTROL PANEL		EMERGENCY LIGHTING
	MANUAL PULL STATION		FIRE ALARM ANNUNCIATOR
	FIRE EXTINGUISHER		FIRE DAMPER
			HOSE CONNECTION

Project
**ROCKINGHAM
 ELEMENTARY
 SCHOOL**
 31 TREMONT DRIVE
 HALIFAX, NS














Drawing
**MAINTENANCE DRAWING
 SECOND FLOOR**

Drawing no.
FSM-2



NORTH

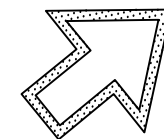
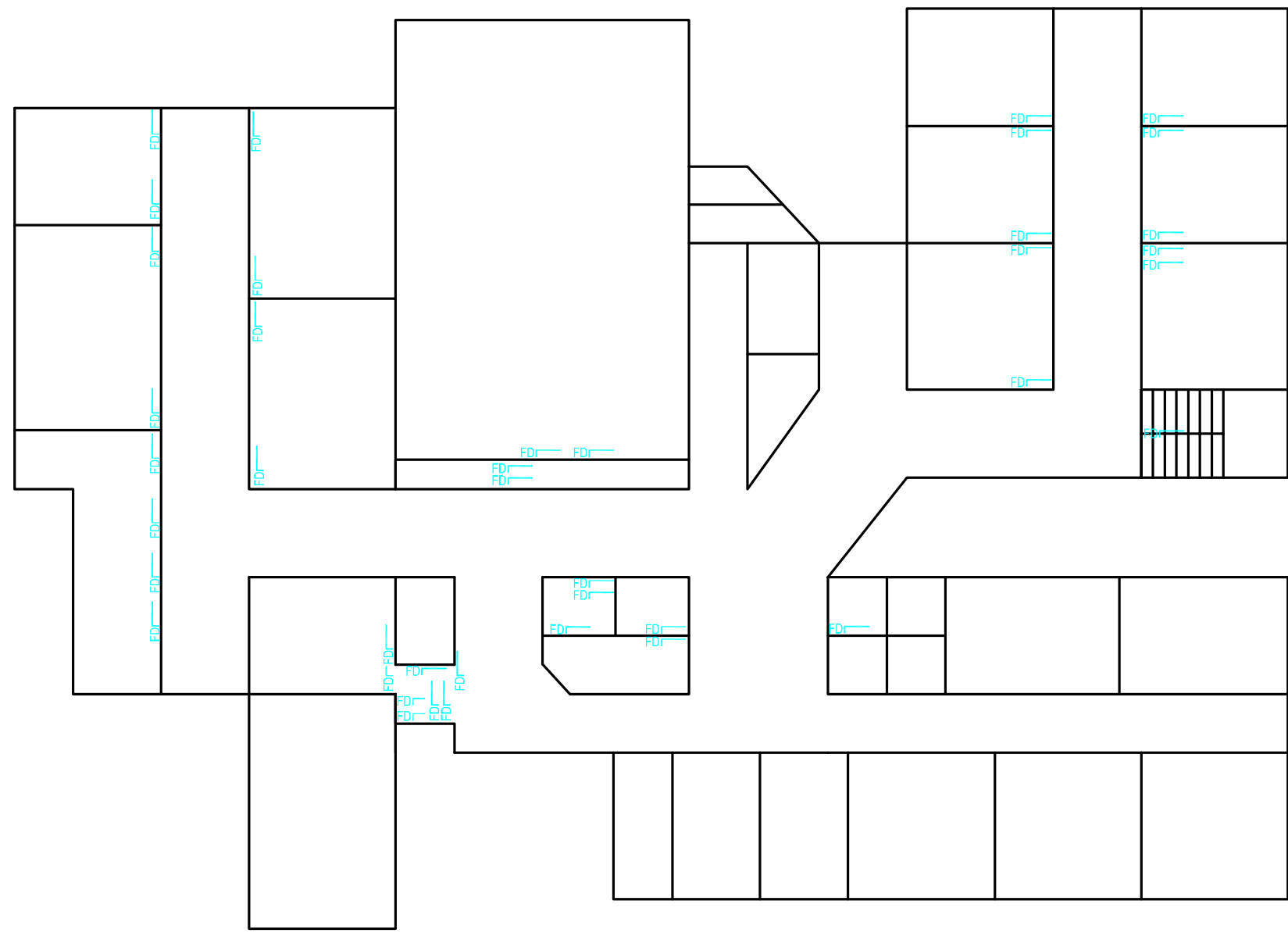
LEGEND

	CONTROL VALVE		FIRE BLANKET
	MAIN SPRINKLER VALVE , SPRINKLER HEADER & ALARM VALVE		EXIT SIGN
	FIRE DEPARTMENT CONNECTION		FIRE ALARM BELL
	FIRE ALARM CONTROL PANEL		EMERGENCY LIGHTING
	MANUAL PULL STATION		FIRE ALARM ANNUNCIATOR
	FIRE EXTINGUISHER		FIRE DAMPER
			HOSE CONNECTION

Project
**ROCKINGHAM
 ELEMENTARY
 SCHOOL**
 31 TREMONT DRIVE
 HALIFAX, NS














Drawing
**FIRE DAMPER DRAWING
 FIRST FLOOR**

Drawing no.
FSM-3



NORTH

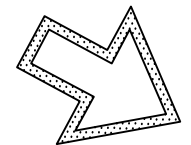
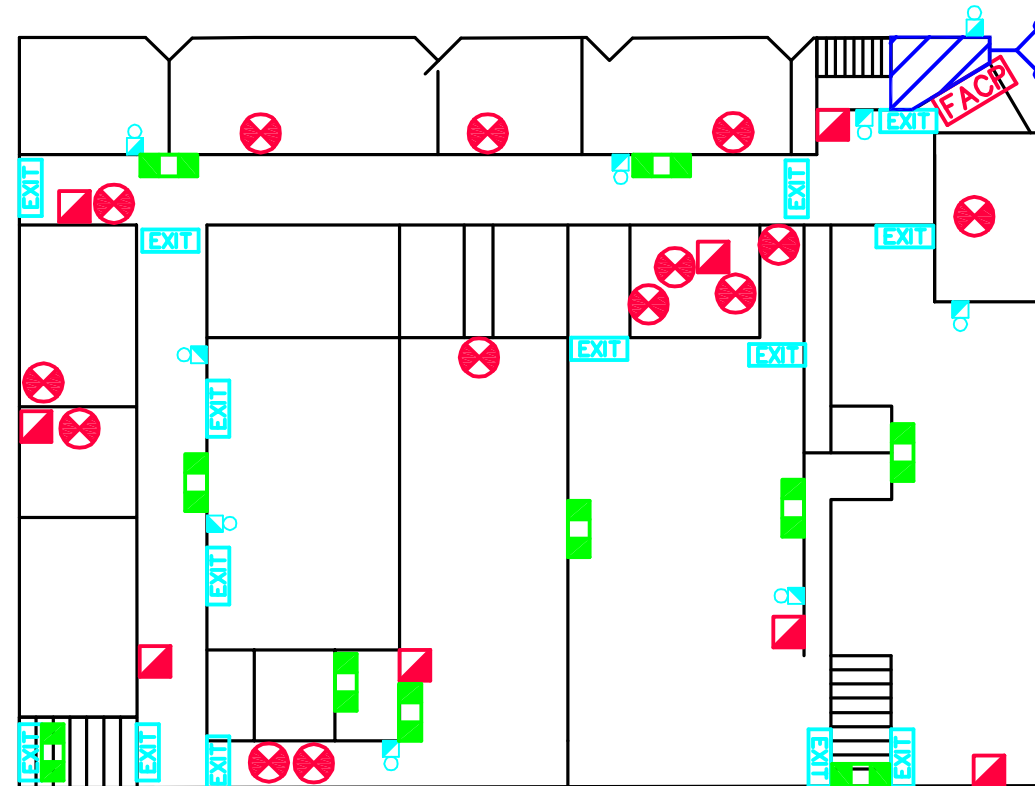
LEGEND

	CONTROL VALVE		FIRE BLANKET
	MAIN SPRINKLER VALVE , SPRINKLER HEADER & ALARM VALVE		EXIT SIGN
	FIRE DEPARTMENT CONNECTION		FIRE ALARM BELL
	FIRE ALARM CONTROL PANEL		EMERGENCY LIGHTING
	MANUAL PULL STATION		FIRE ALARM ANNUNCIATOR
	FIRE EXTINGUISHER		FIRE DAMPER
			HOSE CONNECTION

Project
**ROCKINGHAM
 ELEMENTARY
 SCHOOL**
 31 TREMONT DRIVE
 HALIFAX, NS














Drawing
**FIRE DAMPER DRAWING
 SECOND FLOOR**

Drawing no.
FSM-4



NORTH

LEGEND

	CONTROL VALVE		FIRE BLANKET
	MAIN SPRINKLER VALVE , SPRINKLER HEADER & ALARM VALVE		EXIT SIGN
	FIRE DEPARTMENT CONNECTION		FIRE ALARM BELL
	FIRE ALARM CONTROL PANEL		EMERGENCY LIGHTING
	MANUAL PULL STATION		FIRE ALARM ANNUNCIATOR
	FIRE EXTINGUISHER		FIRE DAMPER
			HOSE CONNECTION

Project

**CHARLES P. ALLEN
HIGH SCHOOL**

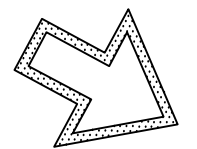
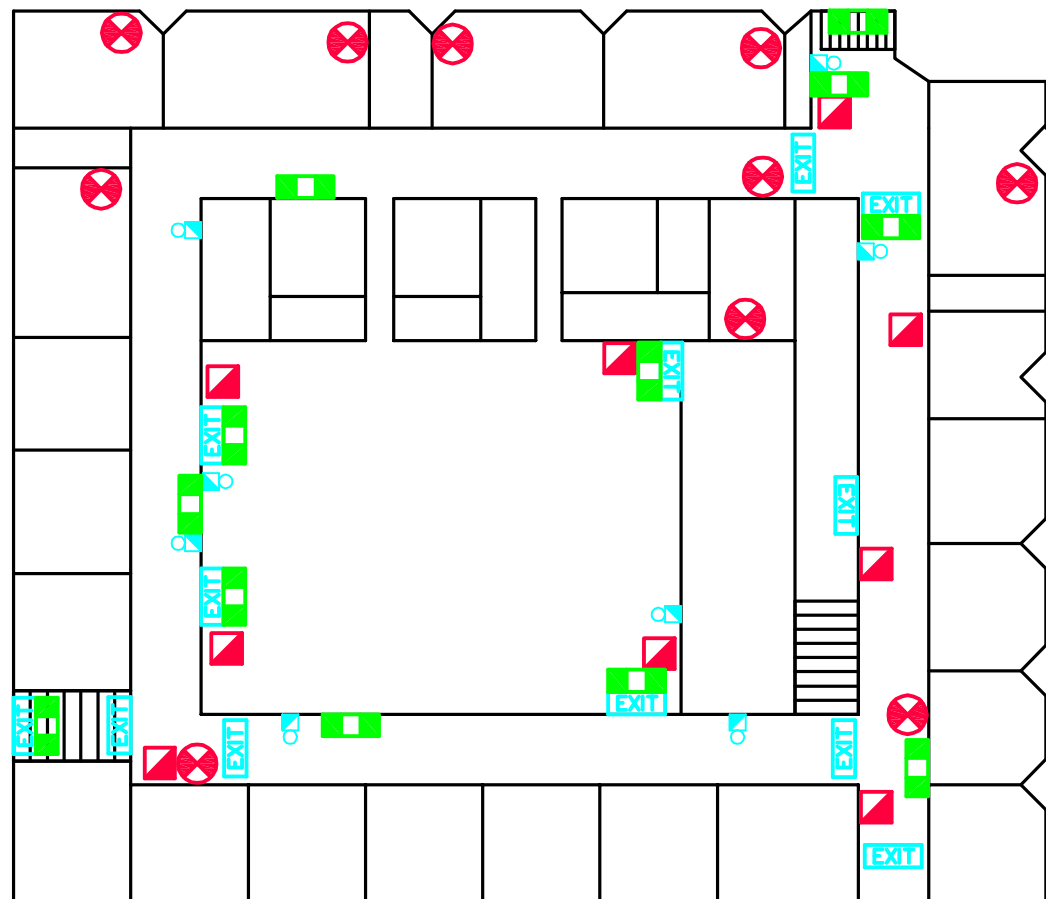
196 ROCKY LAKE DR.
BEDFORD, NS

Drawing

**MAINTENANCE DRAWING
FIRST FLOOR**














Drawing no.

FSM-1



NORTH


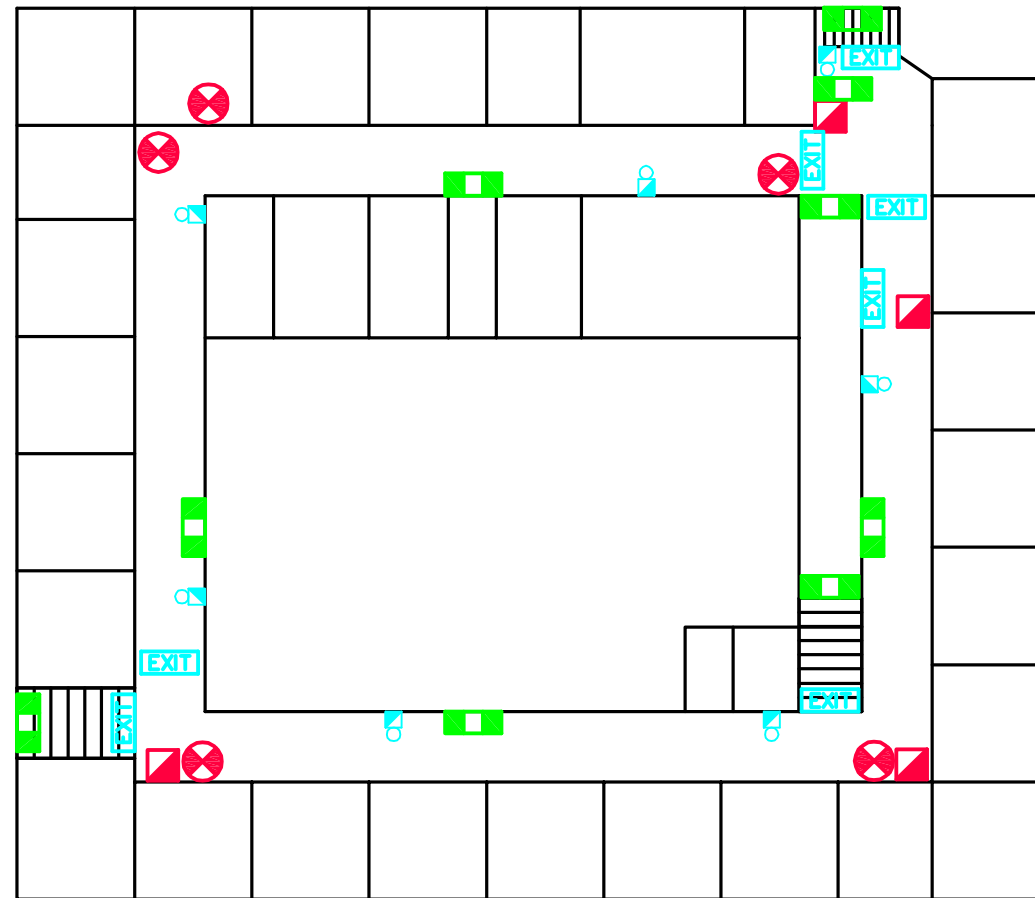
LEGEND

	CONTROL VALVE		FIRE BLANKET
	MAIN SPRINKLER VALVE, SPRINKLER HEADER & ALARM VALVE		EXIT SIGN
	FIRE DEPARTMENT CONNECTION		FIRE ALARM BELL
	FIRE ALARM CONTROL PANEL		EMERGENCY LIGHTING
	MANUAL PULL STATION		FIRE ALARM ANNUNCIATOR
	FIRE EXTINGUISHER		FIRE DAMPER
			HOSE CONNECTION

Project
**CHARLES P. ALLEN
 HIGH SCHOOL**
 196 ROCKY LAKE DR.
 BEDFORD, NS














Drawing
**MAINTENANCE DRAWING
 SECOND FLOOR**

Drawing no.
FSM-2



NORTH

LEGEND

	CONTROL VALVE		FIRE BLANKET
	MAIN SPRINKLER VALVE , SPRINKLER HEADER & ALARM VALVE		EXIT SIGN
	FIRE DEPARTMENT CONNECTION		FIRE ALARM BELL
	FIRE ALARM CONTROL PANEL		EMERGENCY LIGHTING
	MANUAL PULL STATION		FIRE ALARM ANNUNCIATOR
	FIRE EXTINGUISHER		FIRE DAMPER
			HOSE CONNECTION

Project

**CHARLES P.ALLEN
HIGH SCHOOL**

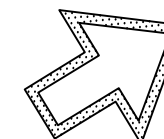
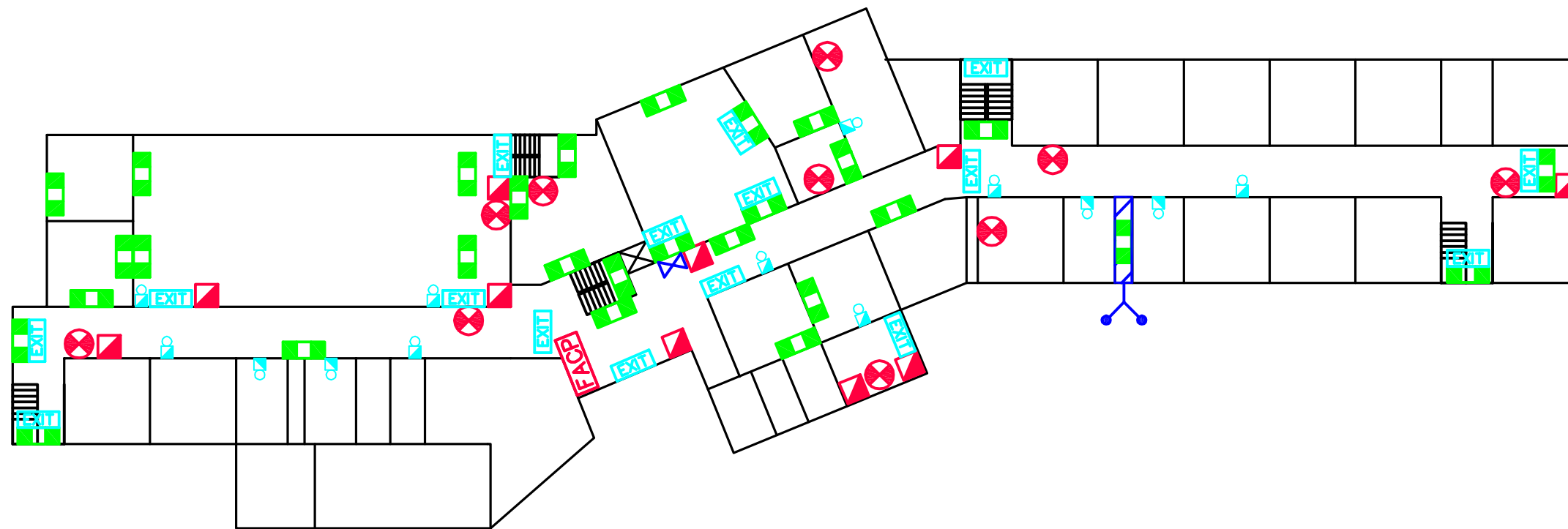
196 ROCKY LAKE DR.
BEDFORD, NS

Drawing

**MAINTENANCE DRAWING
THIRD FLOOR**














Drawing no.

FSM-3



NORTH

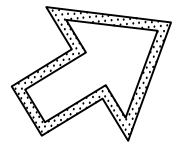
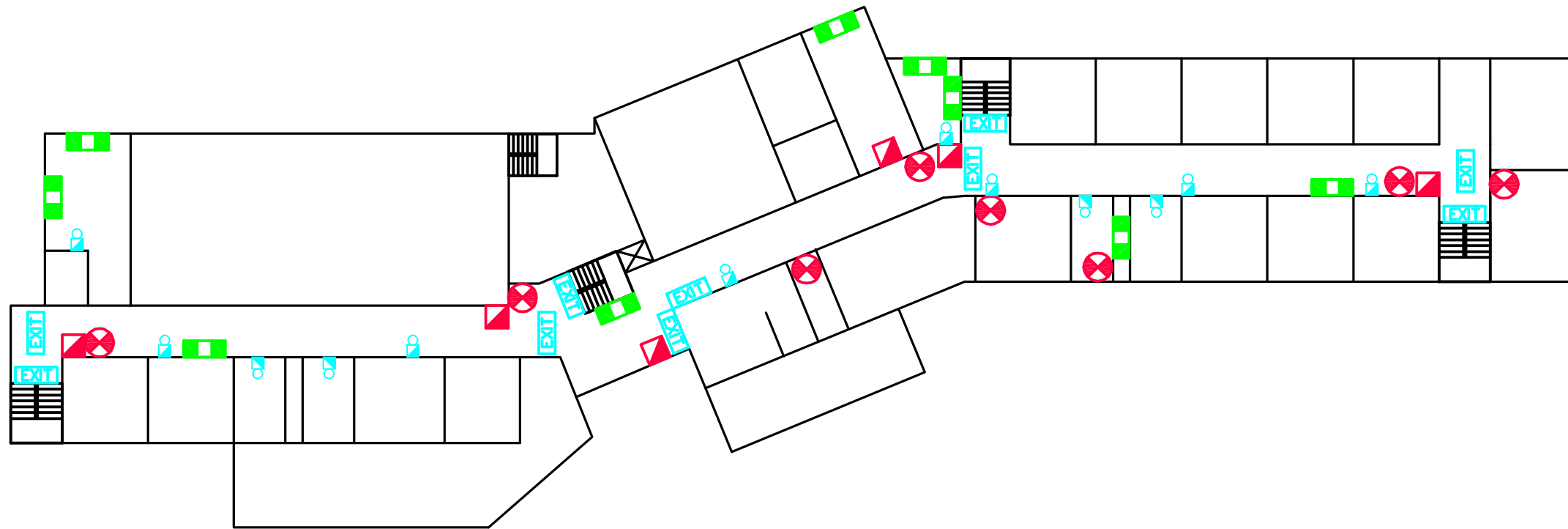
LEGEND

 CONTROL VALVE	 FIRE BLANKET
 MAIN SPRINKLER VALVE, SPRINKLER HEADER & ALARM VALVE	 EXIT SIGN
 FIRE DEPARTMENT CONNECTION	 FIRE ALARM BELL
 FIRE ALARM CONTROL PANEL	 EMERGENCY LIGHTING
 MANUAL PULL STATION	 FIRE ALARM ANNUNCIATOR
 FIRE EXTINGUISHER	 FIRE DAMPER
	 HOSE CONNECTION

Project
**SACKVILLE HEIGHTS
 JUNIOR HIGH
 SCHOOL**
 965 SACKVILLE DRIVE
 LOWER SACKVILLE, NS














Drawing
**MAINTENANCE DRAWING
 FIRST FLOOR**

Drawing no.
FSM-1



NORTH

LEGEND

	CONTROL VALVE		FIRE BLANKET
	MAIN SPRINKLER VALVE, SPRINKLER HEADER & ALARM VALVE		EXIT SIGN
	FIRE DEPARTMENT CONNECTION		FIRE ALARM BELL
	FIRE ALARM CONTROL PANEL		EMERGENCY LIGHTING
	MANUAL PULL STATION		FIRE ALARM ANNUNCIATOR
	FIRE EXTINGUISHER		FIRE DAMPER
			HOSE CONNECTION

Project

**SACKVILLE HEIGHTS
JUNIOR HIGH
SCHOOL**


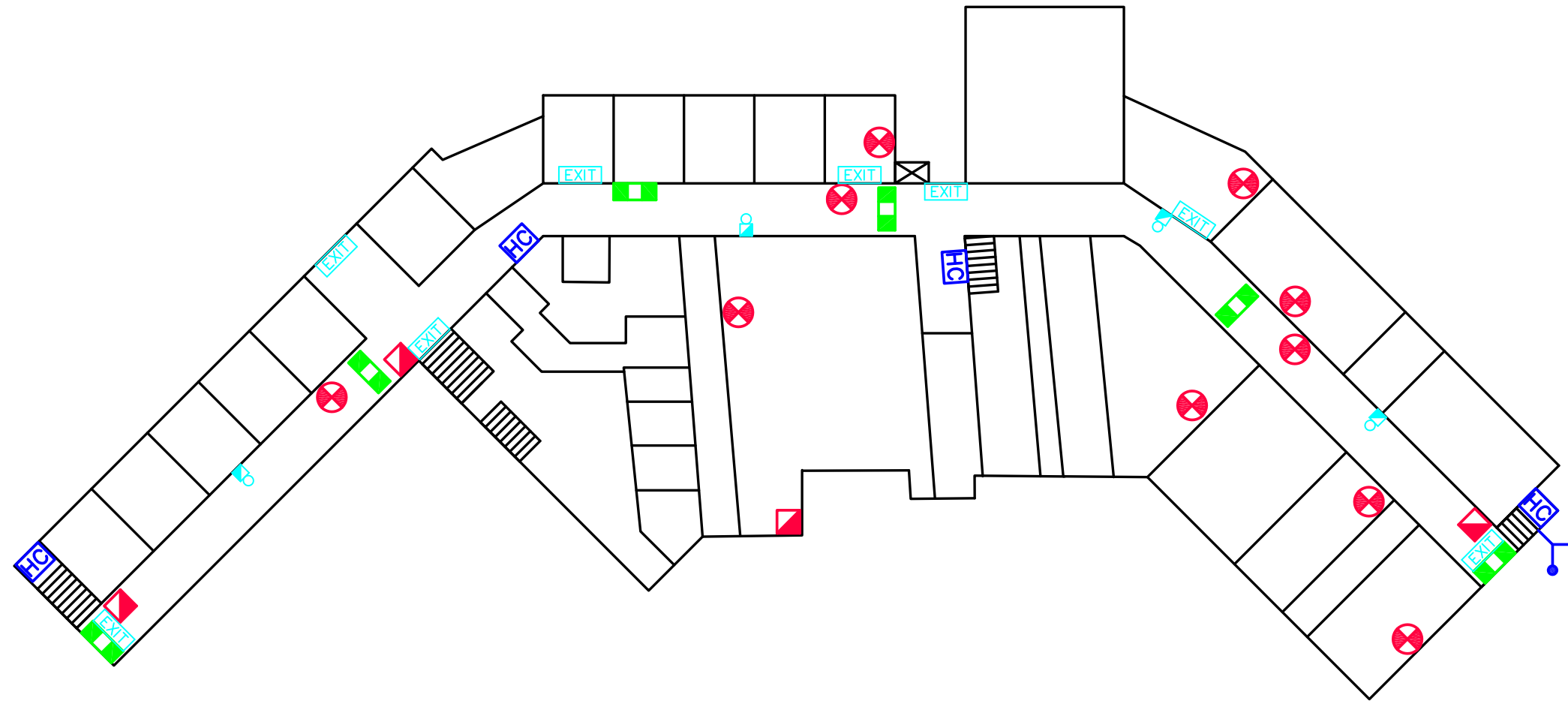
965 SACKVILLE DRIVE
LOWER SACKVILLE, NS

Drawing

**MAINTENANCE DRAWING
SECOND FLOOR**














Drawing no.

FSM-2



NORTH

LEGEND

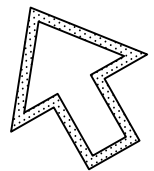
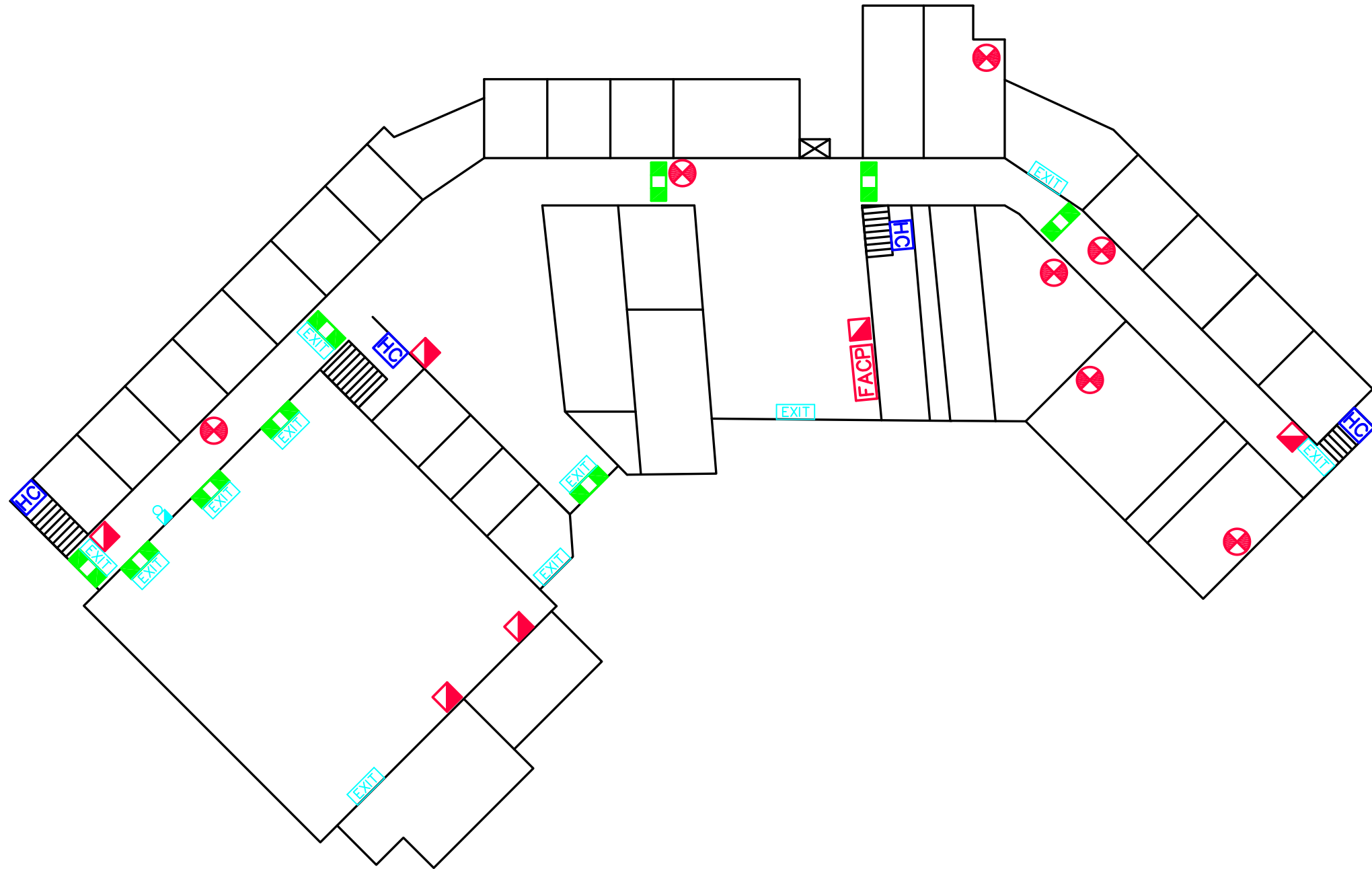
	CONTROL VALVE		FIRE BLANKET
	MAIN SPRINKLER VALVE , SPRINKLER HEADER & ALARM VALVE		EXIT SIGN
	FIRE DEPARTMENT CONNECTION		FIRE ALARM BELL
	FIRE ALARM CONTROL PANEL		EMERGENCY LIGHTING
	MANUAL PULL STATION		FIRE ALARM ANNUNCIATOR
	FIRE EXTINGUISHER		FIRE DAMPER
			HOSE CONNECTION

Project
SACKVILLE HIGH SCHOOL

1 KINGFISHER WAY
LOWER SACKVILLE, NS

Drawing
**MAINTENANCE DRAWING
FIRST FLOOR**

Drawing no.
FSM-1



NORTH

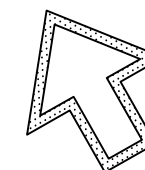
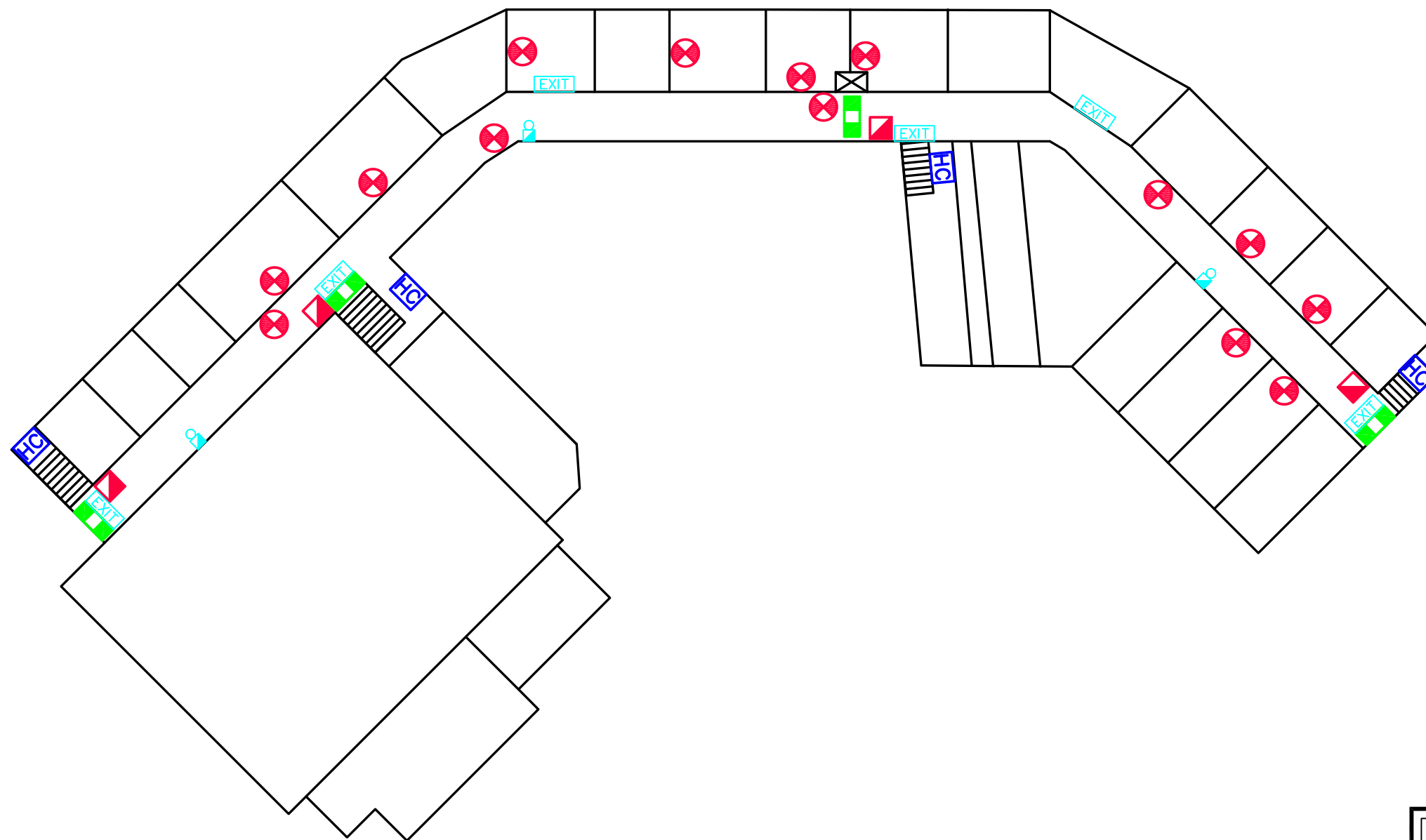
LEGEND

	CONTROL VALVE		FIRE BLANKET
	MAIN SPRINKLER VALVE, SPRINKLER HEADER & ALARM VALVE		EXIT SIGN
	FIRE DEPARTMENT CONNECTION		FIRE ALARM BELL
	FIRE ALARM CONTROL PANEL		EMERGENCY LIGHTING
	MANUAL PULL STATION		FIRE ALARM ANNUNCIATOR
	FIRE EXTINGUISHER		FIRE DAMPER
			HOSE CONNECTION

Project
SACKVILLE HIGH SCHOOL
 1 KINGFISHER WAY
 LOWER SACKVILLE, NS














Drawing
**MAINTENANCE DRAWING
 SECOND FLOOR**

Drawing no.
FSM-2



NORTH

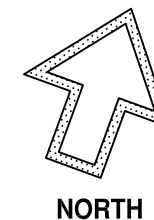
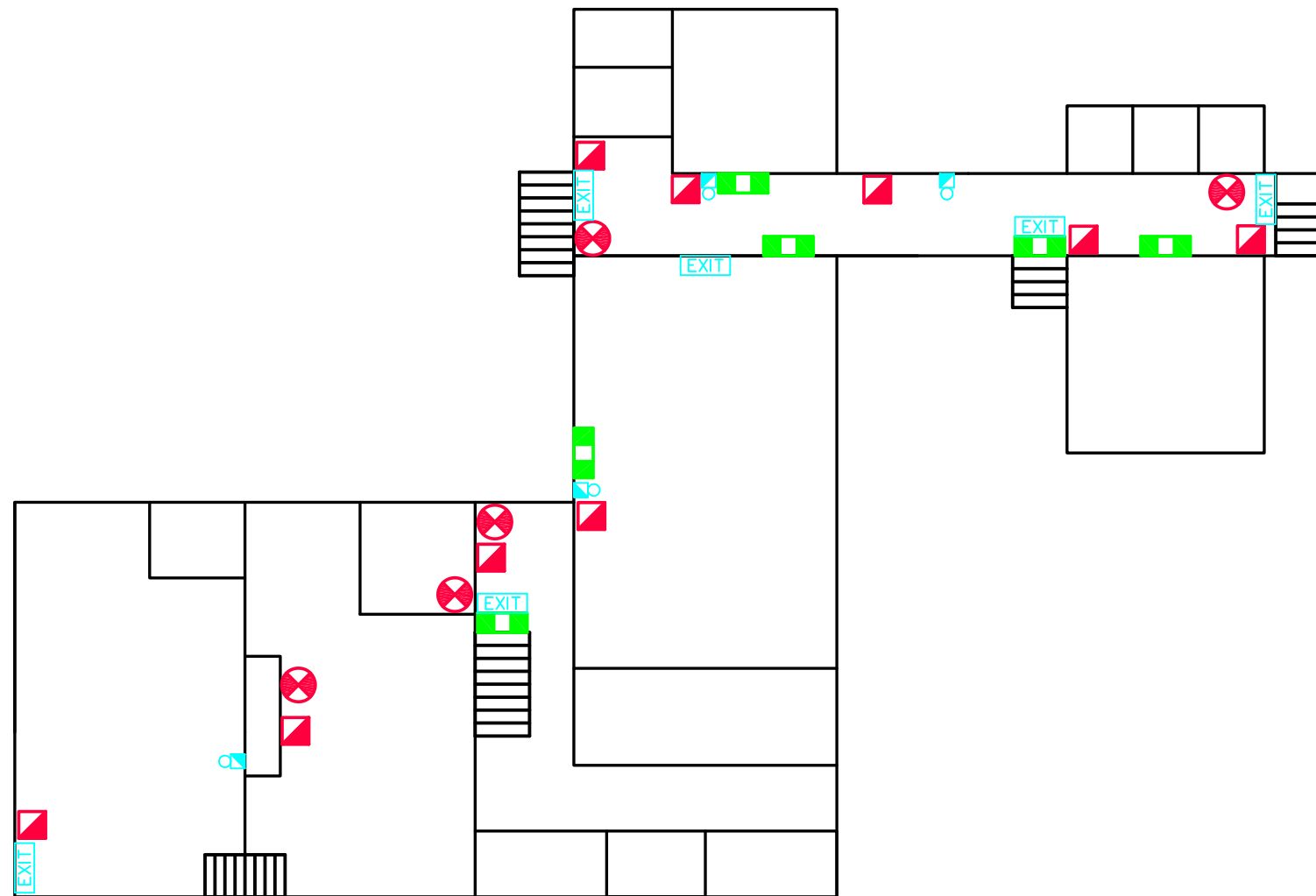
LEGEND

	CONTROL VALVE		FIRE BLANKET
	MAIN SPRINKLER VALVE, SPRINKLER HEADER & ALARM VALVE		EXIT SIGN
	FIRE DEPARTMENT CONNECTION		FIRE ALARM BELL
	FIRE ALARM CONTROL PANEL		EMERGENCY LIGHTING
	MANUAL PULL STATION		FIRE ALARM ANNUNCIATOR
	FIRE EXTINGUISHER		FIRE DAMPER
			HOSE CONNECTION














Project
SACKVILLE HIGH SCHOOL
 1 KINGFISHER WAY
 LOWER SACKVILLE, NS

Drawing
**MAINTENANCE DRAWING
 THIRD FLOOR**

Drawing no.
FSM-3



LEGEND

	CONTROL VALVE		FIRE BLANKET
	MAIN SPRINKLER VALVE , SPRINKLER HEADER & ALARM VALVE		EXIT SIGN
	FIRE DEPARTMENT CONNECTION		FIRE ALARM BELL
	FIRE ALARM CONTROL PANEL		EMERGENCY LIGHTING
	MANUAL PULL STATION		FIRE ALARM ANNUNCIATOR
	FIRE EXTINGUISHER		FIRE DAMPER
			HOSE CONNECTION

Project

**SHATFORD
MEMORIAL
ELEMENTARY
SCHOOL**

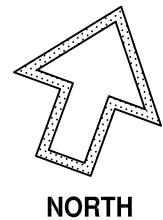
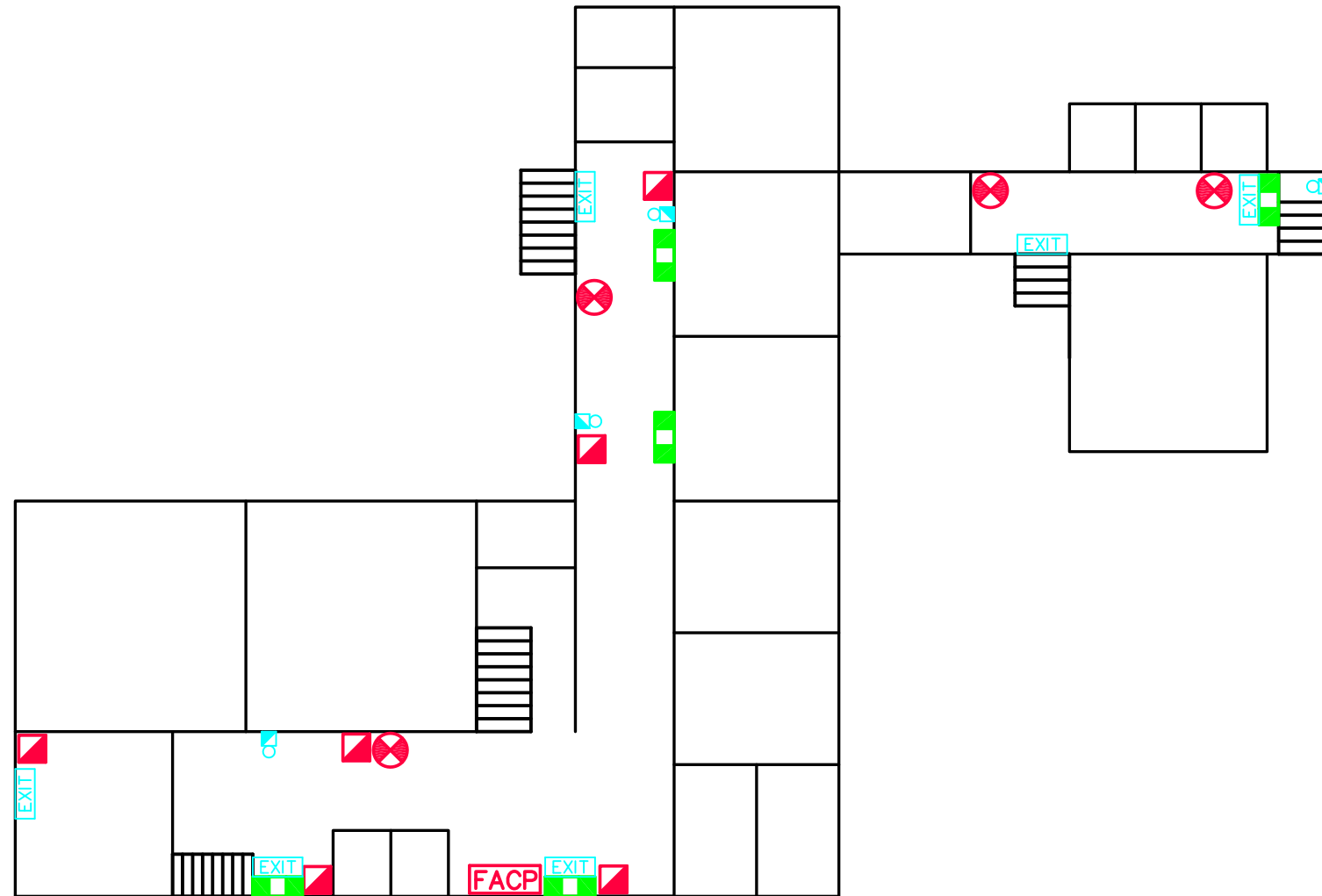
10089 ST. MARGARET'S BAY ROAD
HUBBARDS, NS

Drawing

**MAINTENANCE DRAWING
FIRST FLOOR**

Drawing no.

FSM-1



LEGEND

	CONTROL VALVE		FIRE BLANKET
	MAIN SPRINKLER VALVE , SPRINKLER HEADER & ALARM VALVE		EXIT SIGN
	FIRE DEPARTMENT CONNECTION		FIRE ALARM BELL
	FIRE ALARM CONTROL PANEL		EMERGENCY LIGHTING
	MANUAL PULL STATION		FIRE ALARM ANNUNCIATOR
	FIRE EXTINGUISHER		FIRE DAMPER
			HOSE CONNECTION

Project

**SHATFORD
MEMORIAL
ELEMENTARY
SCHOOL**

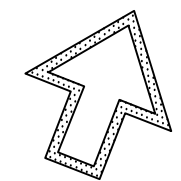
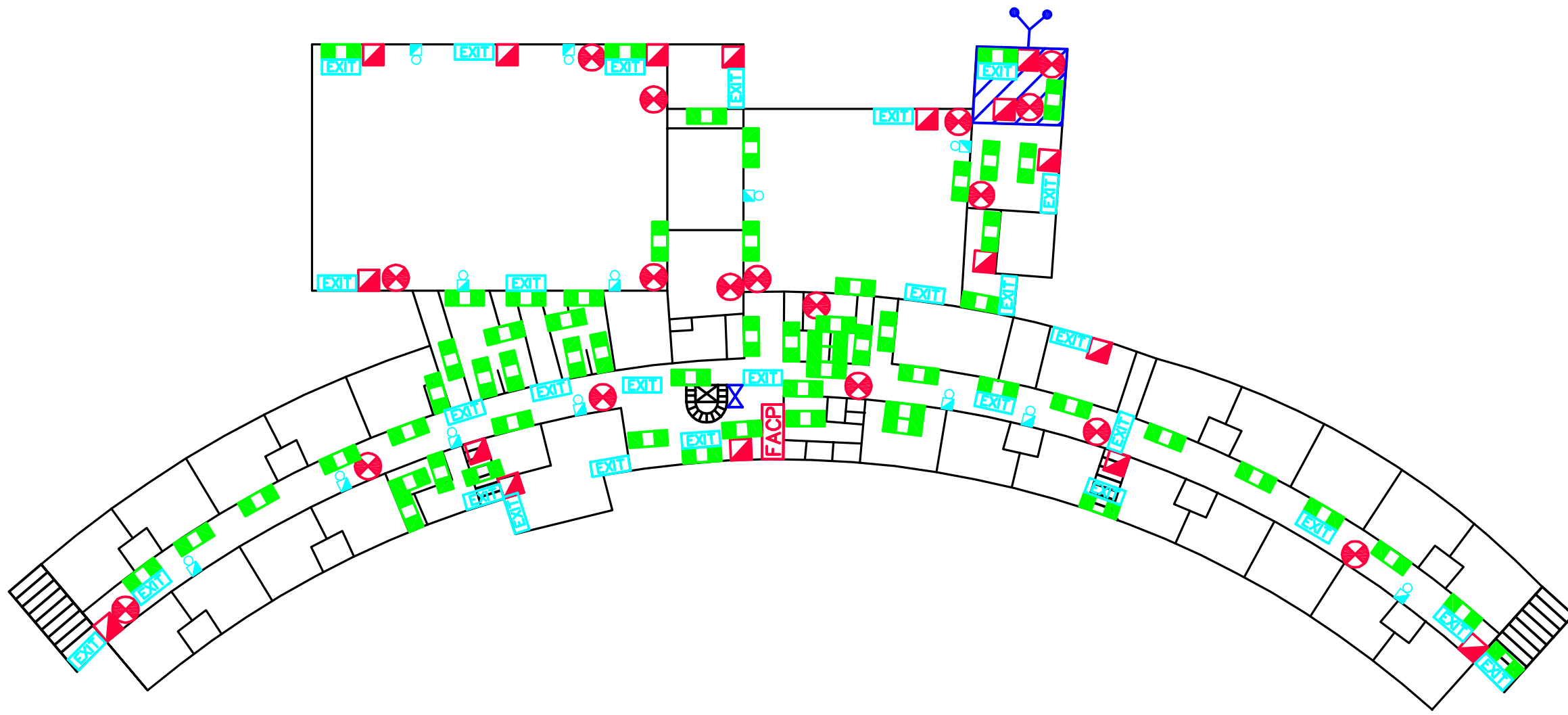
10089 ST. MARGARET'S BAY ROAD
HUBBARDS, NS

Drawing

**MAINTENANCE DRAWING
SECOND FLOOR**














Drawing no.

FSM-2



NORTH


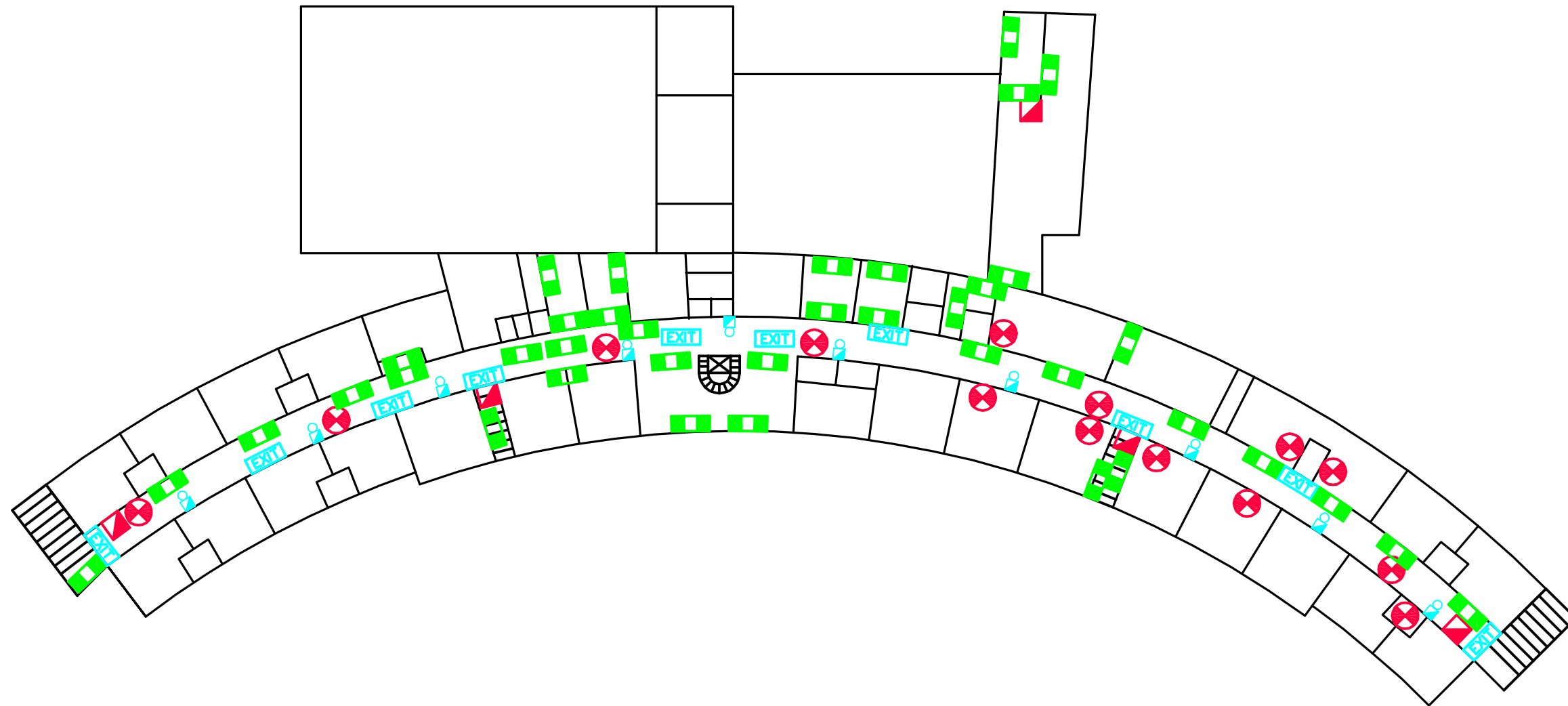
LEGEND

	CONTROL VALVE		FIRE BLANKET
	MAIN SPRINKLER VALVE, SPRINKLER HEADER & ALARM VALVE		EXIT SIGN
	FIRE DEPARTMENT CONNECTION		FIRE ALARM BELL
	FIRE ALARM CONTROL PANEL		EMERGENCY LIGHTING
	MANUAL PULL STATION		FIRE ALARM ANNUNCIATOR
	FIRE EXTINGUISHER		FIRE DAMPER
			HOSE CONNECTION

Project
SIR JOHN A. MACDONALD HIGH SCHOOL
 31 SCHOLARS ROAD UPPER
 TANTALLON, NS














Drawing
**MAINTENANCE DRAWING
 FIRST FLOOR**

Drawing no.
FSM-1



NORTH

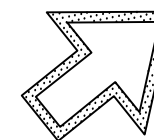
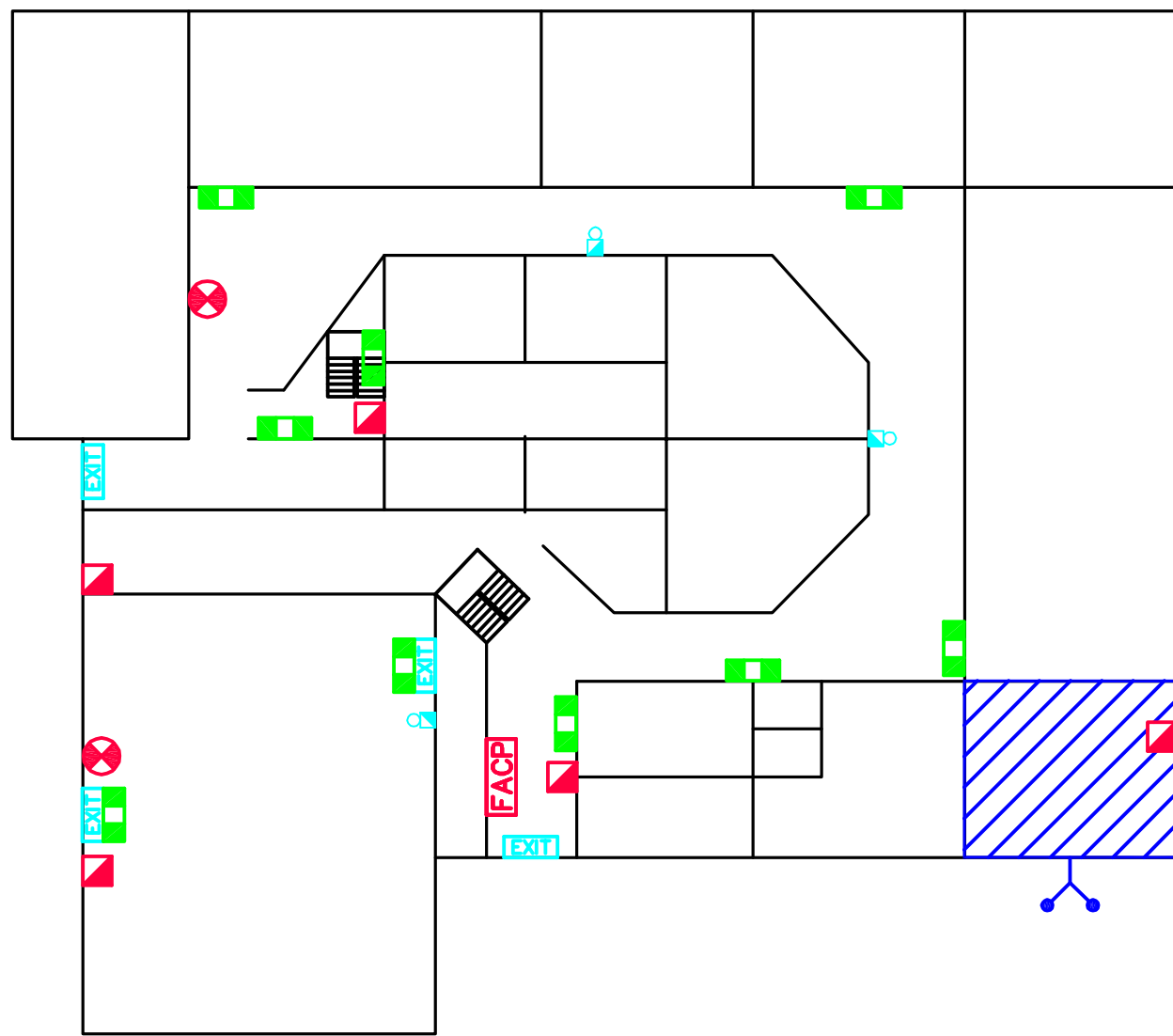
LEGEND

	CONTROL VALVE		FIRE BLANKET
	MAIN SPRINKLER VALVE, SPRINKLER HEADER & ALARM VALVE		EXIT SIGN
	FIRE DEPARTMENT CONNECTION		FIRE ALARM BELL
	FIRE ALARM CONTROL PANEL		EMERGENCY LIGHTING
	MANUAL PULL STATION		FIRE ALARM ANNUNCIATOR
	FIRE EXTINGUISHER		FIRE DAMPER
			HOSE CONNECTION

Project
SIR JOHN A. MACDONALD HIGH SCHOOL
 31 SCHOLARS ROAD UPPER
 TANTALLON, NS














Drawing
**MAINTENANCE DRAWING
 SECOND FLOOR**

Drawing no.
FSM-2



NORTH


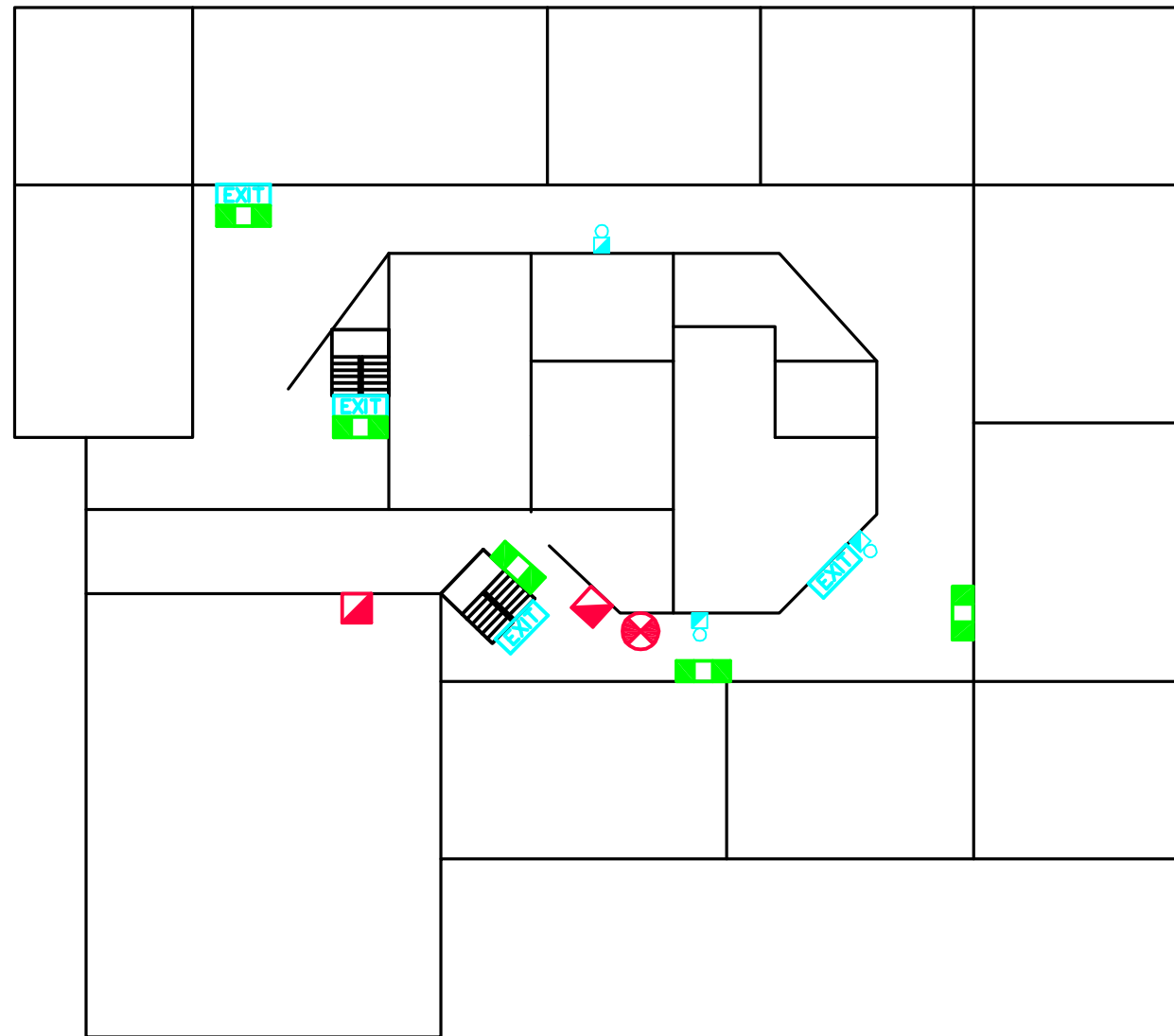
LEGEND

	CONTROL VALVE		FIRE BLANKET
	MAIN SPRINKLER VALVE, SPRINKLER HEADER & ALARM VALVE		EXIT SIGN
	FIRE DEPARTMENT CONNECTION		FIRE ALARM BELL
	FIRE ALARM CONTROL PANEL		EMERGENCY LIGHTING
	MANUAL PULL STATION		FIRE ALARM ANNUNCIATOR
	FIRE EXTINGUISHER		FIRE DAMPER
			HOSE CONNECTION

Project
**SMOKEY DRIVE
 ELEMENTARY
 SCHOOL**
 241 SMOKEY DRIVE
 LOWER SACKVILLE, NS














Drawing
**MAINTENANCE DRAWING
 FIRST FLOOR**

Drawing no.
FSM-1



NORTH

LEGEND

	CONTROL VALVE		FIRE BLANKET
	MAIN SPRINKLER VALVE , SPRINKLER HEADER & ALARM VALVE		EXIT SIGN
	FIRE DEPARTMENT CONNECTION		FIRE ALARM BELL
	FIRE ALARM CONTROL PANEL		EMERGENCY LIGHTING
	MANUAL PULL STATION		FIRE ALARM ANNUNCIATOR
	FIRE EXTINGUISHER		FIRE DAMPER
			HOSE CONNECTION

Project

**SMOKEY DRIVE
ELEMENTARY
SCHOOL**

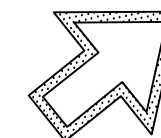
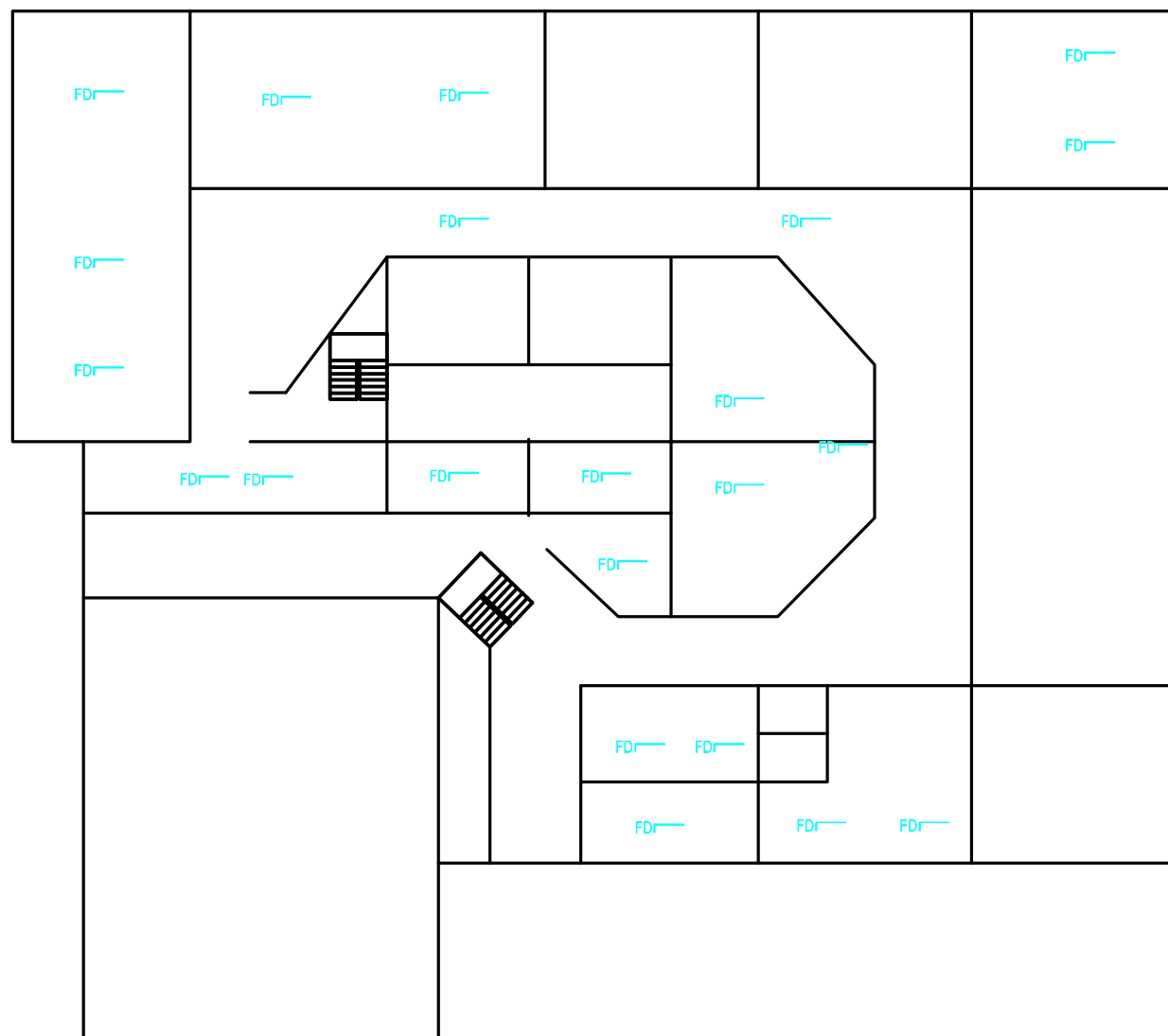
241 SMOKEY DRIVE
LOWER SACKVILLE, NS

Drawing

**MAINTENANCE DRAWING
SECOND FLOOR**














Drawing no.

FSM-2



NORTH


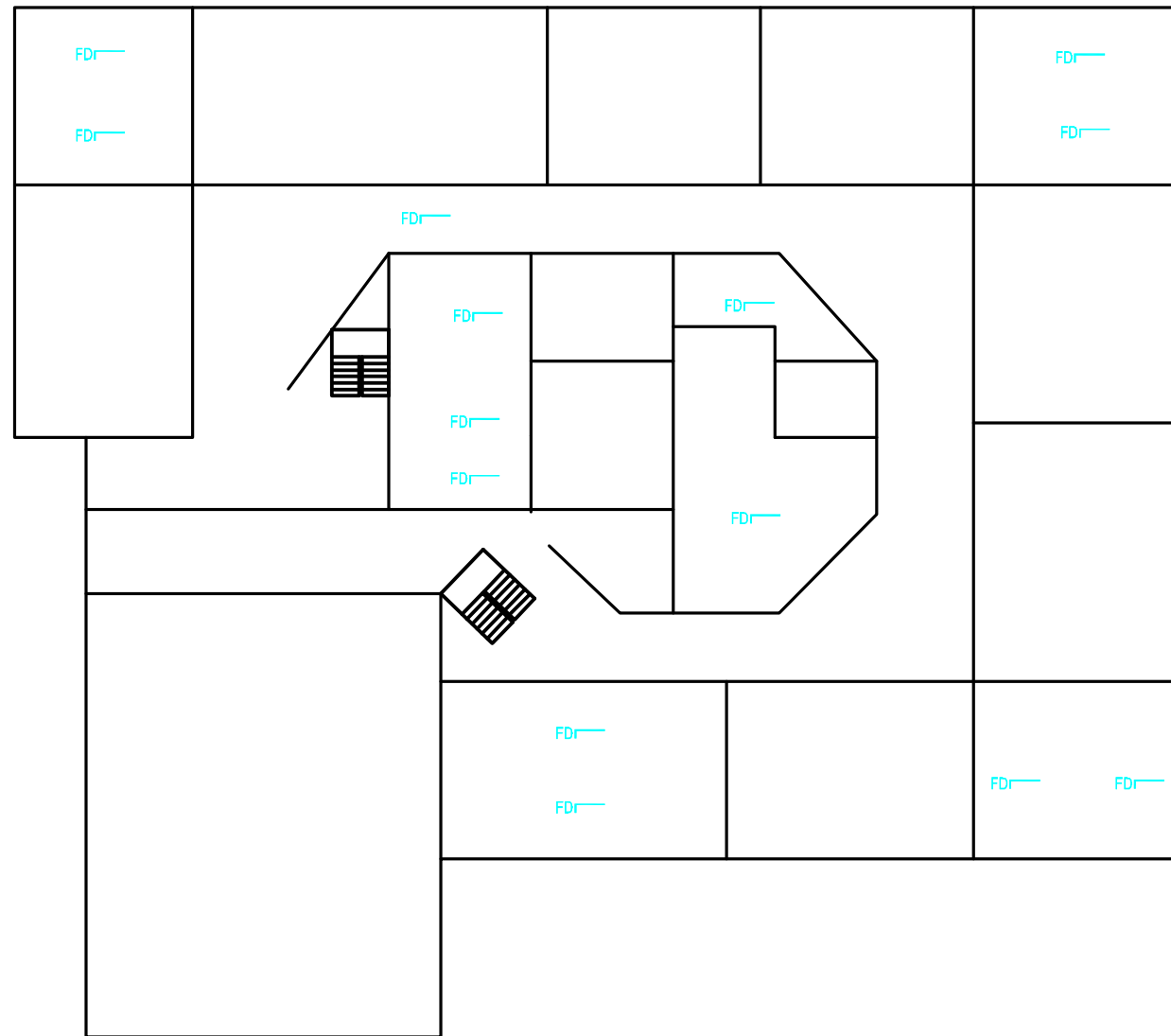
LEGEND

	CONTROL VALVE		FIRE BLANKET
	MAIN SPRINKLER VALVE , SPRINKLER HEADER & ALARM VALVE		EXIT SIGN
	FIRE DEPARTMENT CONNECTION		FIRE ALARM BELL
	FIRE ALARM CONTROL PANEL		EMERGENCY LIGHTING
	MANUAL PULL STATION		FIRE ALARM ANNUNCIATOR
	FIRE EXTINGUISHER		FIRE DAMPER
			HOSE CONNECTION

Project
**SMOKEY DRIVE
 ELEMENTARY
 SCHOOL**
 241 SMOKEY DRIVE
 LOWER SACKVILLE, NS














Drawing
**FIRE DAMPER DRAWING
 FIRST FLOOR**

Drawing no.
FSM-3



NORTH

LEGEND

	CONTROL VALVE		FIRE BLANKET
	MAIN SPRINKLER VALVE , SPRINKLER HEADER & ALARM VALVE		EXIT SIGN
	FIRE DEPARTMENT CONNECTION		FIRE ALARM BELL
	FIRE ALARM CONTROL PANEL		EMERGENCY LIGHTING
	MANUAL PULL STATION		FIRE ALARM ANNUNCIATOR
	FIRE EXTINGUISHER		FIRE DAMPER
			HOSE CONNECTION

Project

**SMOKEY DRIVE
ELEMENTARY
SCHOOL**


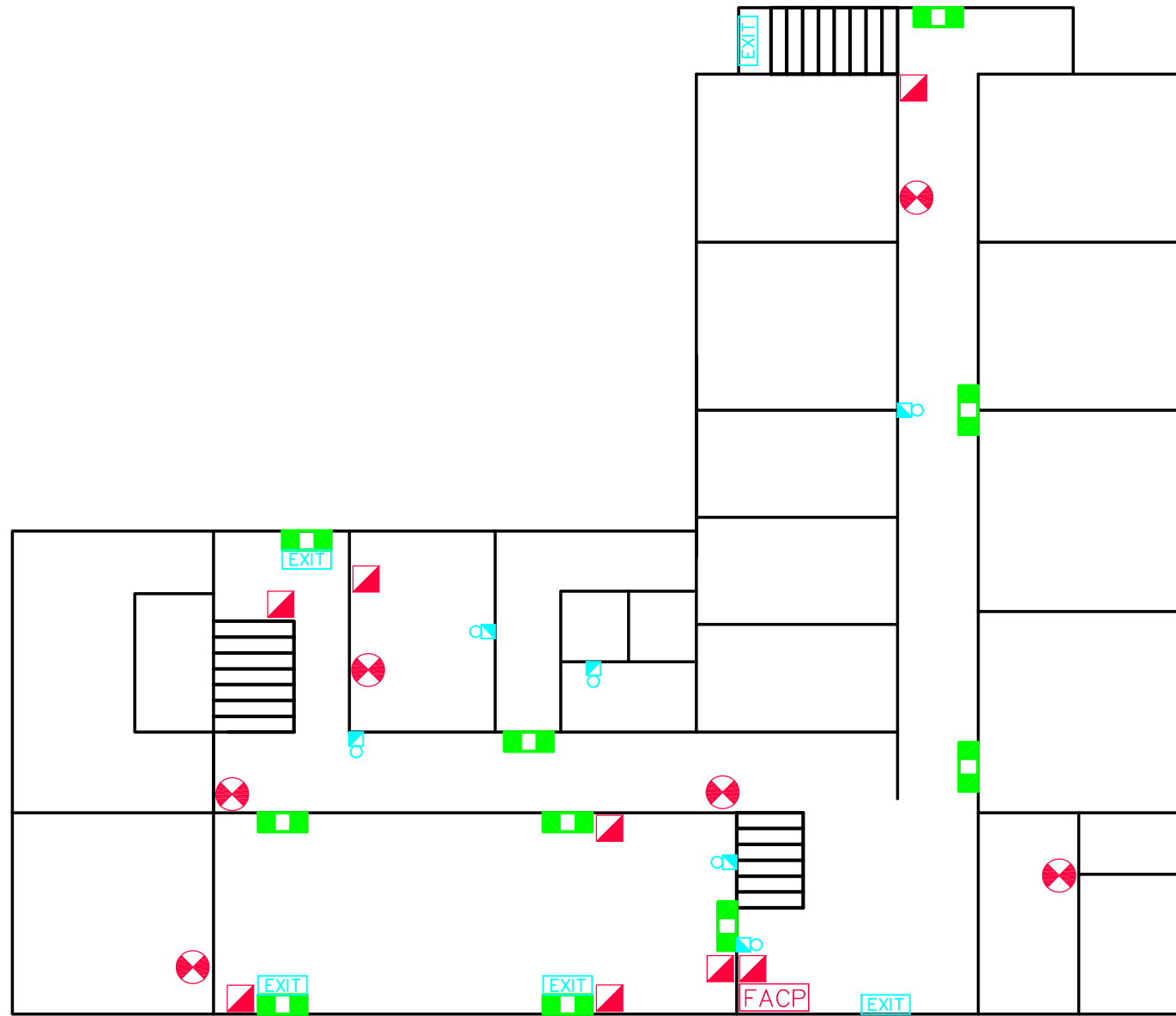
241 SMOKEY DRIVE
LOWER SACKVILLE, NS

Drawing














**FIRE DAMPER DRAWING
SECOND FLOOR**

Drawing no.

FSM-4




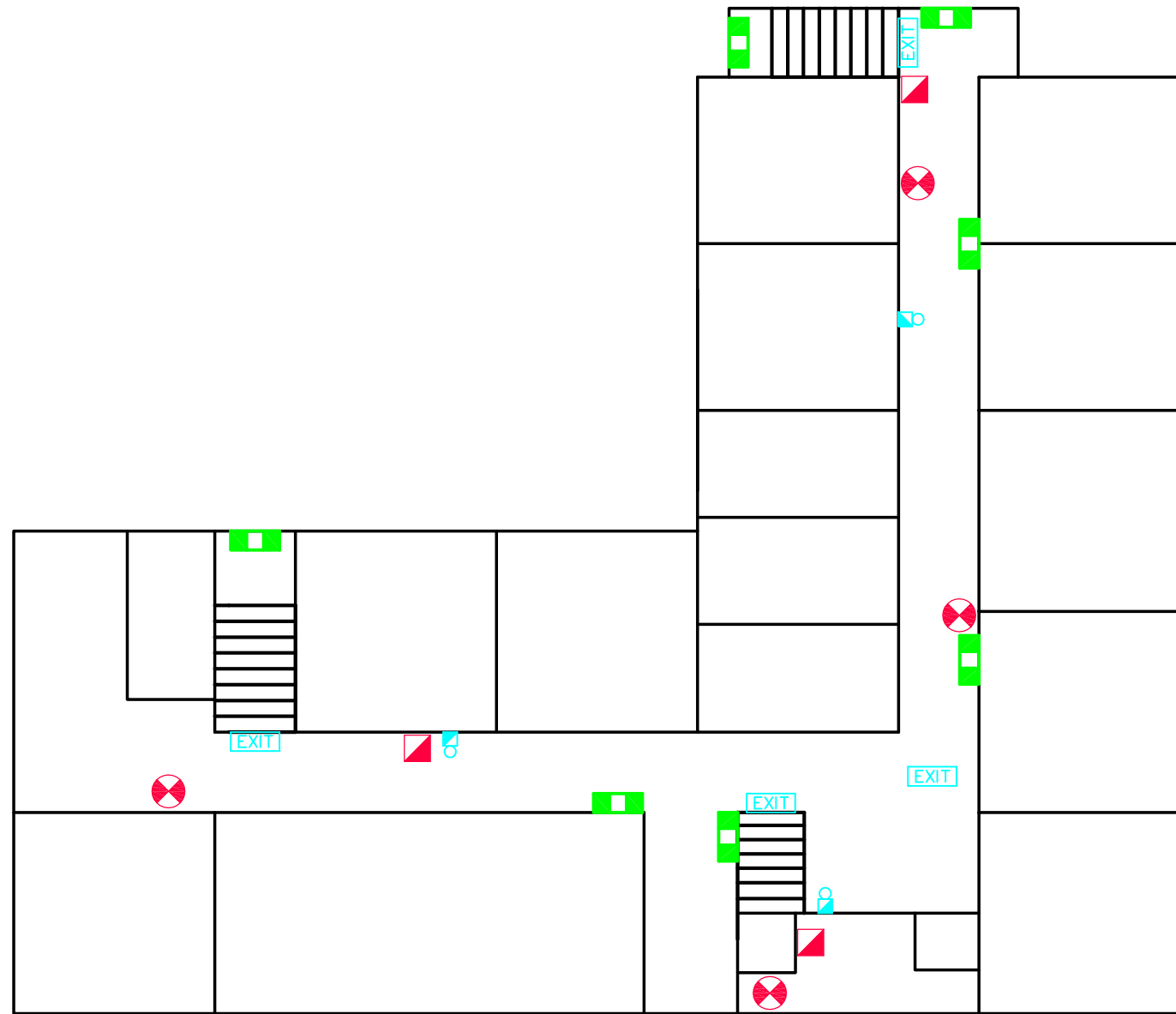
NORTH

LEGEND			
	CONTROL VALVE		FIRE BLANKET
	MAIN SPRINKLER VALVE, SPRINKLER HEADER & ALARM VALVE		EXIT SIGN
	FIRE DEPARTMENT CONNECTION		FIRE ALARM BELL
	FIRE ALARM CONTROL PANEL		EMERGENCY LIGHTING
	MANUAL PULL STATION		FIRE ALARM ANNUNCIATOR
	FIRE EXTINGUISHER		FIRE DAMPER
			HOSE CONNECTION

Project
**SUNNYSIDE
 ELEMENTARY
 SCHOOL
 (EAGLEWOOD DRIVE)**
 210 EAGLEWOOD DRIVE
 BEDFORD, NS

Drawing
**MAINTENANCE DRAWING
 FIRST FLOOR**

Drawing no.
FSM-1



NORTH


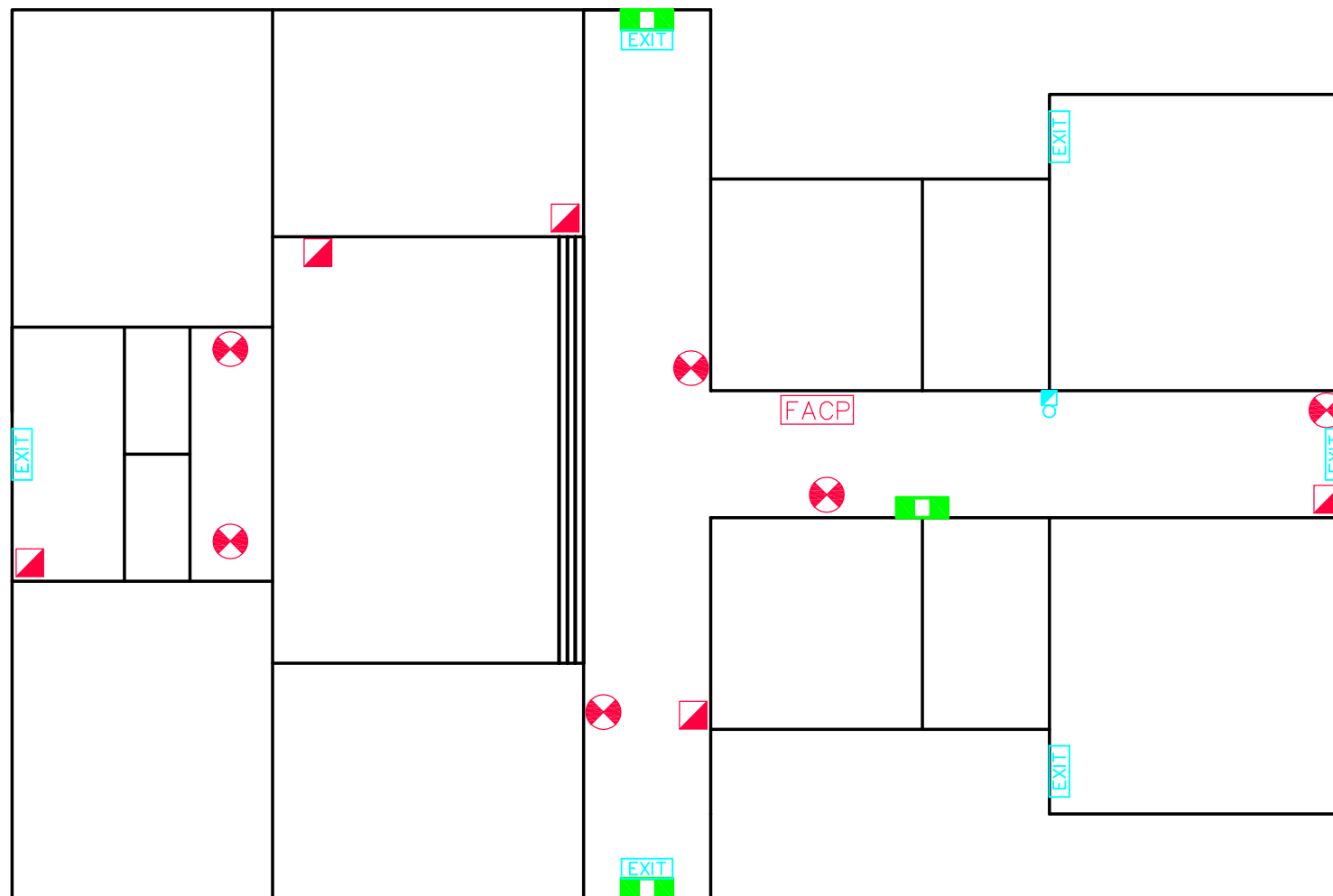
LEGEND

	CONTROL VALVE		FIRE BLANKET
	MAIN SPRINKLER VALVE , SPRINKLER HEADER & ALARM VALVE		EXIT SIGN
	FIRE DEPARTMENT CONNECTION		FIRE ALARM BELL
	FIRE ALARM CONTROL PANEL		EMERGENCY LIGHTING
	MANUAL PULL STATION		FIRE ALARM ANNUNCIATOR
	FIRE EXTINGUISHER		FIRE DAMPER
			HOSE CONNECTION

Project
**SUNNYSIDE
 ELEMENTARY
 SCHOOL
 (EAGLEWOOD DRIVE)**
 210 EAGLEWOOD DRIVE
 BEDFORD, NS

Drawing
**MAINTENANCE DRAWING
 SECOND FLOOR**

Drawing no.
FSM-2



NORTH

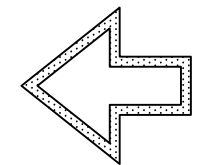
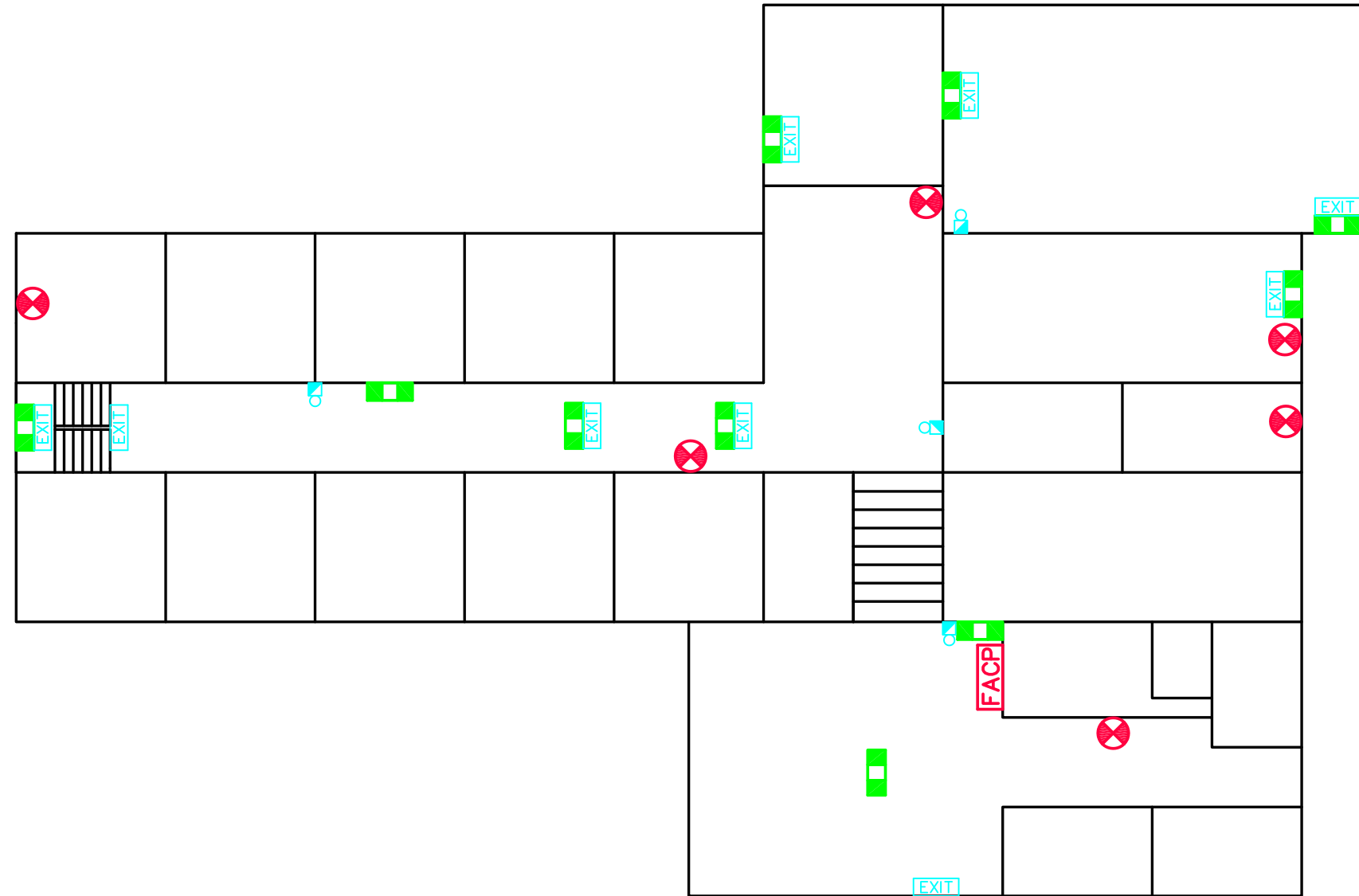
LEGEND

	CONTROL VALVE		FIRE BLANKET
	MAIN SPRINKLER VALVE, SPRINKLER HEADER & ALARM VALVE		EXIT SIGN
	FIRE DEPARTMENT CONNECTION		FIRE ALARM BELL
	FIRE ALARM CONTROL PANEL		EMERGENCY LIGHTING
	MANUAL PULL STATION		FIRE ALARM ANNUNCIATOR
	FIRE EXTINGUISHER		FIRE DAMPER
			HOSE CONNECTION

Project
**SUNNYSIDE
 ELEMENTARY
 SCHOOL
 (FORT SACKVILLE)**
 21 PERTH STREET
 BEDFORD, NS














Drawing
**MAINTENANCE DRAWING
 FIRST FLOOR**

Drawing no.
FSM-1



NORTH

LEGEND

	CONTROL VALVE		FIRE BLANKET
	MAIN SPRINKLER VALVE , SPRINKLER HEADER & ALARM VALVE		EXIT SIGN
	FIRE DEPARTMENT CONNECTION		FIRE ALARM BELL
	FIRE ALARM CONTROL PANEL		EMERGENCY LIGHTING
	MANUAL PULL STATION		FIRE ALARM ANNUNCIATOR
	FIRE EXTINGUISHER		FIRE DAMPER
			HOSE CONNECTION

Project

**SYCAMORE LANE
ELEMENTARY
SCHOOL**

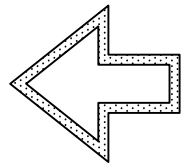
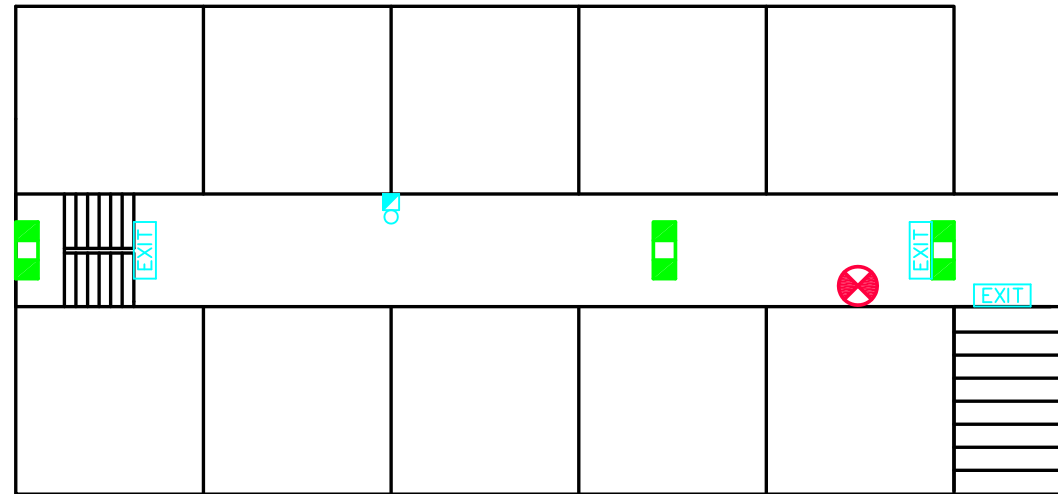
69 SYCAMORE LANE
LOWER SACKVILLE, NS

Drawing

**MAINTENANCE DRAWING
FIRST FLOOR**














Drawing no.

FSM-1



NORTH

LEGEND

	CONTROL VALVE		FIRE BLANKET
	MAIN SPRINKLER VALVE , SPRINKLER HEADER & ALARM VALVE		EXIT SIGN
	FIRE DEPARTMENT CONNECTION		FIRE ALARM BELL
	FIRE ALARM CONTROL PANEL		EMERGENCY LIGHTING
	MANUAL PULL STATION		FIRE ALARM ANNUNCIATOR
	FIRE EXTINGUISHER		FIRE DAMPER
			HOSE CONNECTION

Project

**SYCAMORE LANE
ELEMENTARY
SCHOOL**

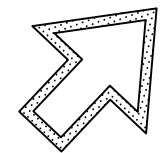
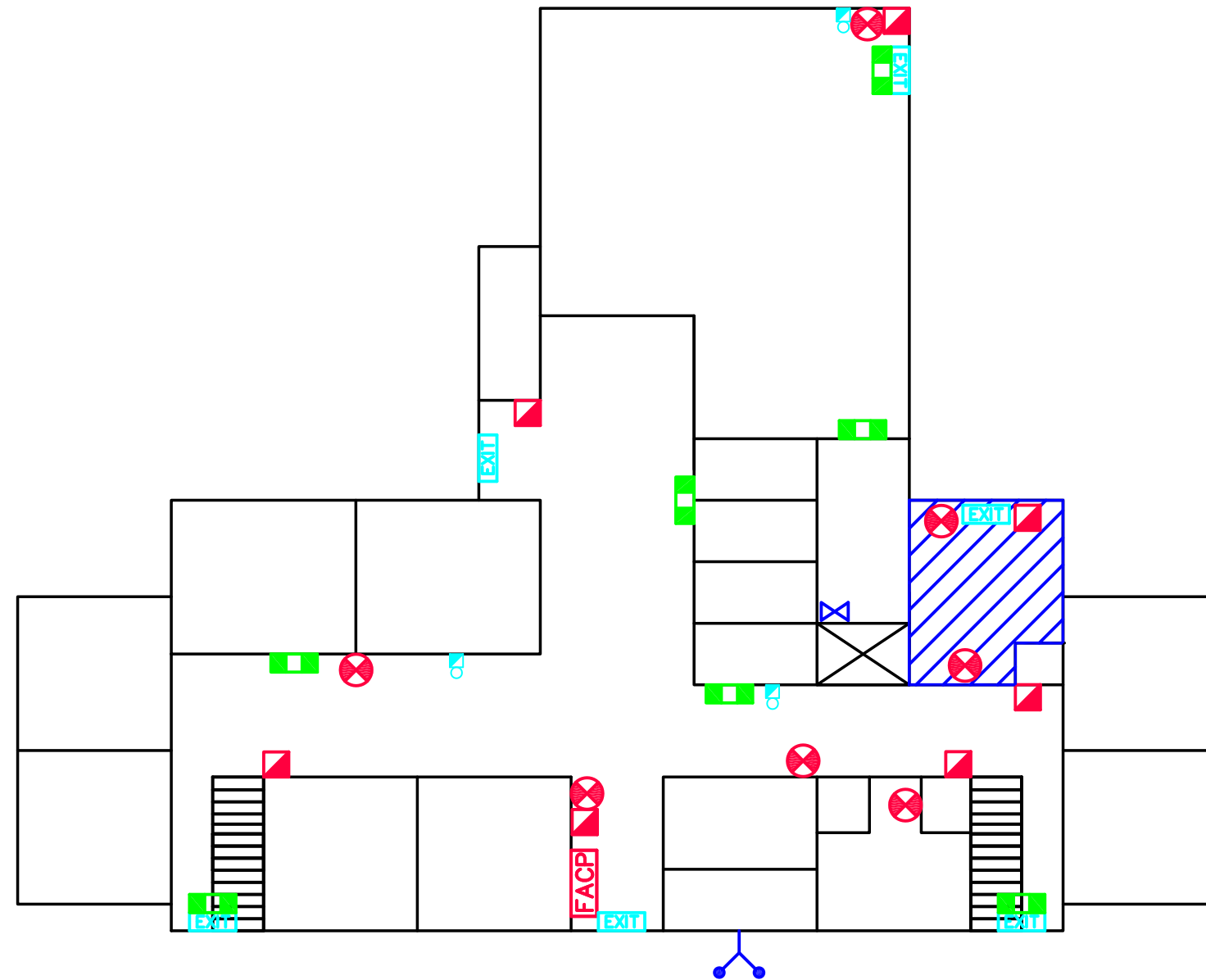
69 SYCAMORE LANE
LOWER SACKVILLE, NS

Drawing

**MAINTENANCE DRAWING
SECOND FLOOR**














Drawing no.

FSM-2



NORTH

LEGEND

	CONTROL VALVE		FIRE BLANKET
	MAIN SPRINKLER VALVE, SPRINKLER HEADER & ALARM VALVE		EXIT SIGN
	FIRE DEPARTMENT CONNECTION		FIRE ALARM BELL
	FIRE ALARM CONTROL PANEL		EMERGENCY LIGHTING
	MANUAL PULL STATION		FIRE ALARM ANNUNCIATOR
	FIRE EXTINGUISHER		FIRE DAMPER
			HOSE CONNECTION

Project

**TANTALLON
JUNIOR
ELEMENTARY
SCHOOL**

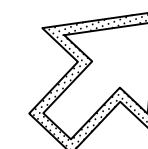
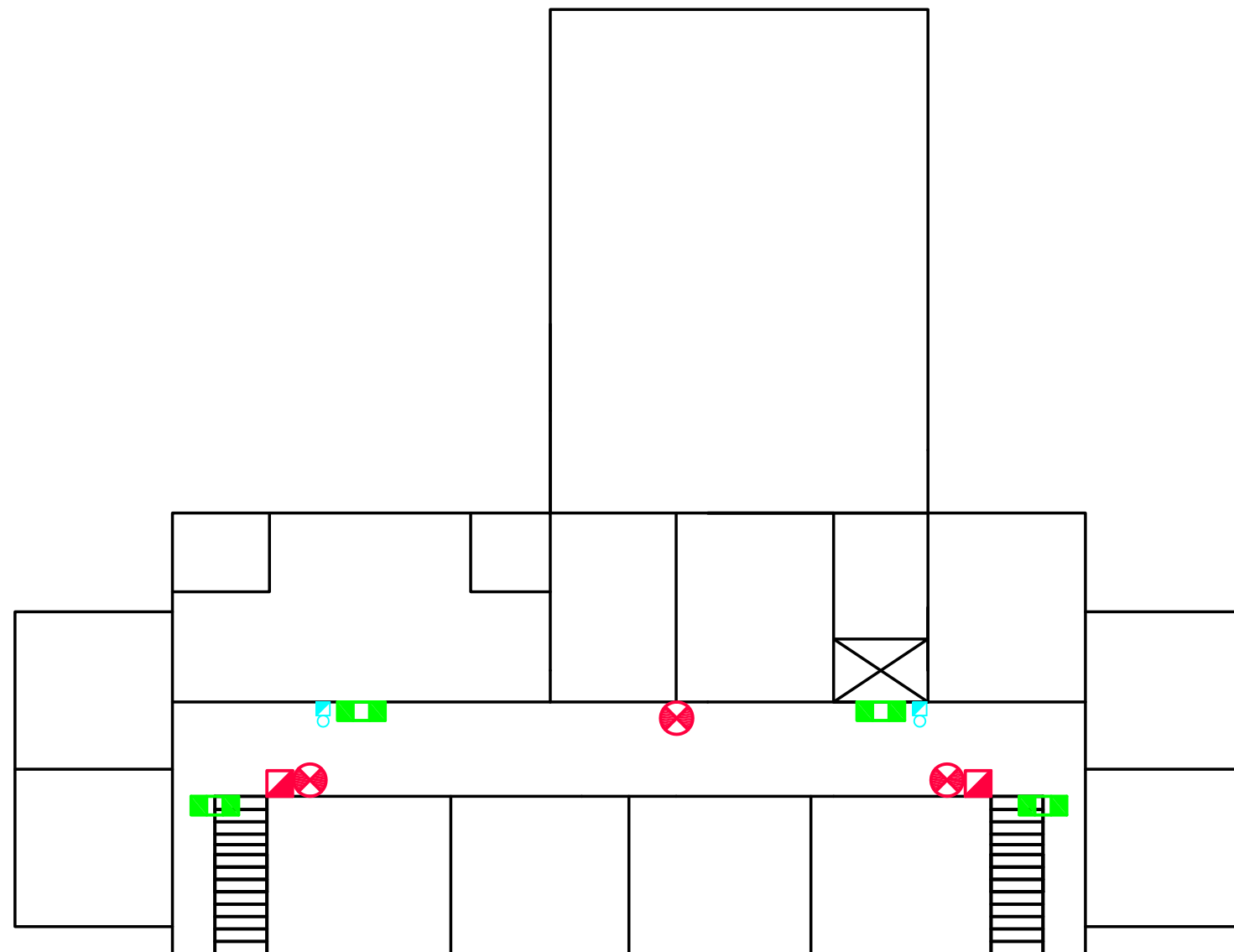
1 FRENCH VILLAGE STATION ROAD
UPPER TANTALLON, NS

Drawing

**MAINTENANCE DRAWING
FIRST FLOOR**





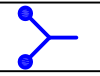








Drawing no.

FSM-1



NORTH

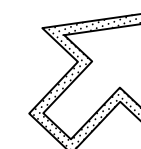
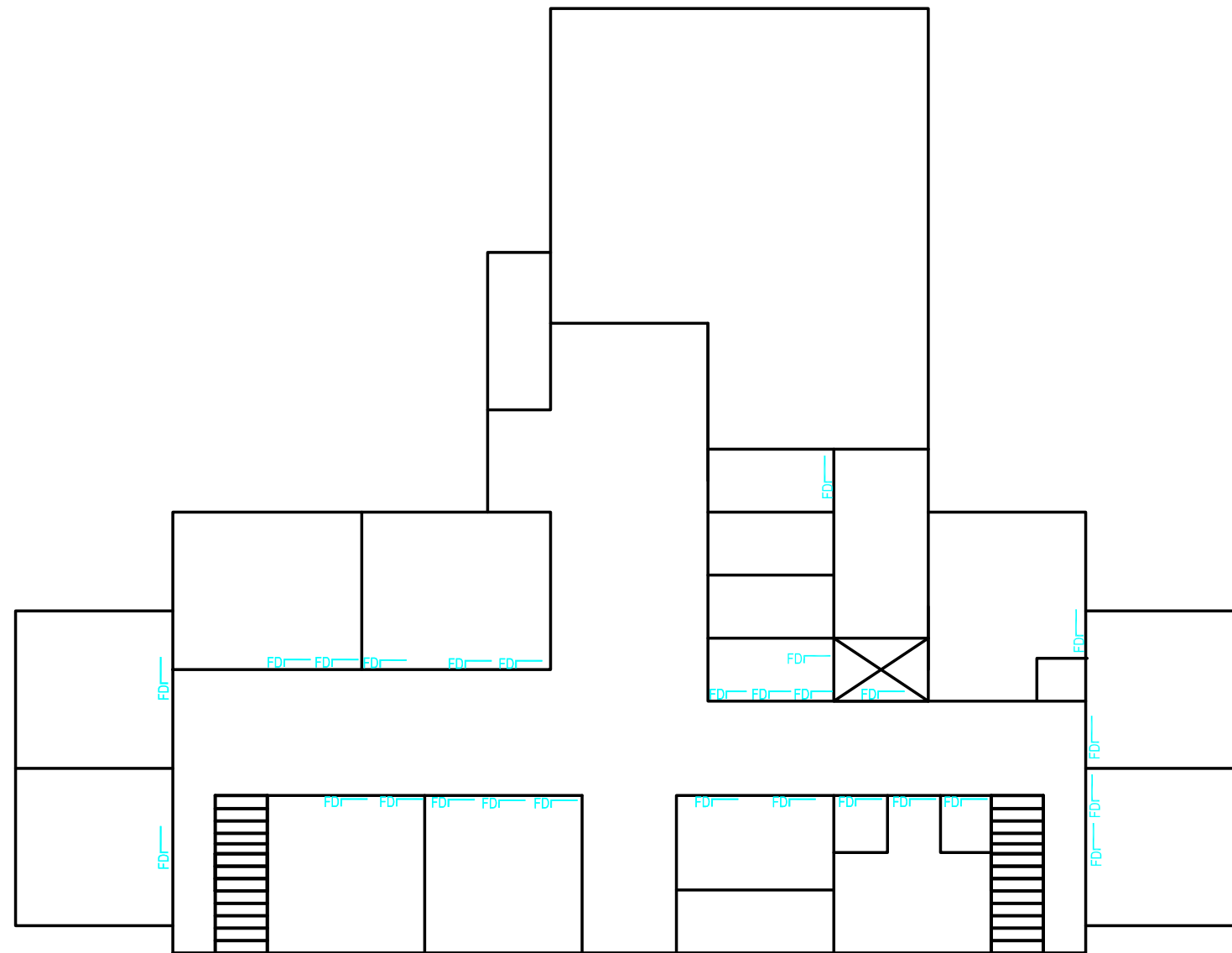
LEGEND

	CONTROL VALVE		FIRE BLANKET
	MAIN SPRINKLER VALVE , SPRINKLER HEADER & ALARM VALVE		EXIT SIGN
	FIRE DEPARTMENT CONNECTION		FIRE ALARM BELL
	FIRE ALARM CONTROL PANEL		EMERGENCY LIGHTING
	MANUAL PULL STATION		FIRE ALARM ANNUNCIATOR
	FIRE EXTINGUISHER		FIRE DAMPER
			HOSE CONNECTION

Project
**TANTALLON
 JUNIOR
 ELEMENTARY
 SCHOOL**
 1 FRENCH VILLAGE STATION ROAD
 UPPER TANTALLON, NS














Drawing
**MAINTENANCE DRAWING
 SECOND FLOOR**

Drawing no.
FSM-2



NORTH

LEGEND

	CONTROL VALVE		FIRE BLANKET
	MAIN SPRINKLER VALVE , SPRINKLER HEADER & ALARM VALVE		EXIT SIGN
	FIRE DEPARTMENT CONNECTION		FIRE ALARM BELL
	FIRE ALARM CONTROL PANEL		EMERGENCY LIGHTING
	MANUAL PULL STATION		FIRE ALARM ANNUNCIATOR
	FIRE EXTINGUISHER		FIRE DAMPER
			HOSE CONNECTION

Project

**TANTALLON
JUNIOR
ELEMENTARY
SCHOOL**

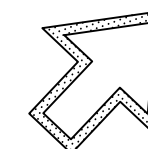
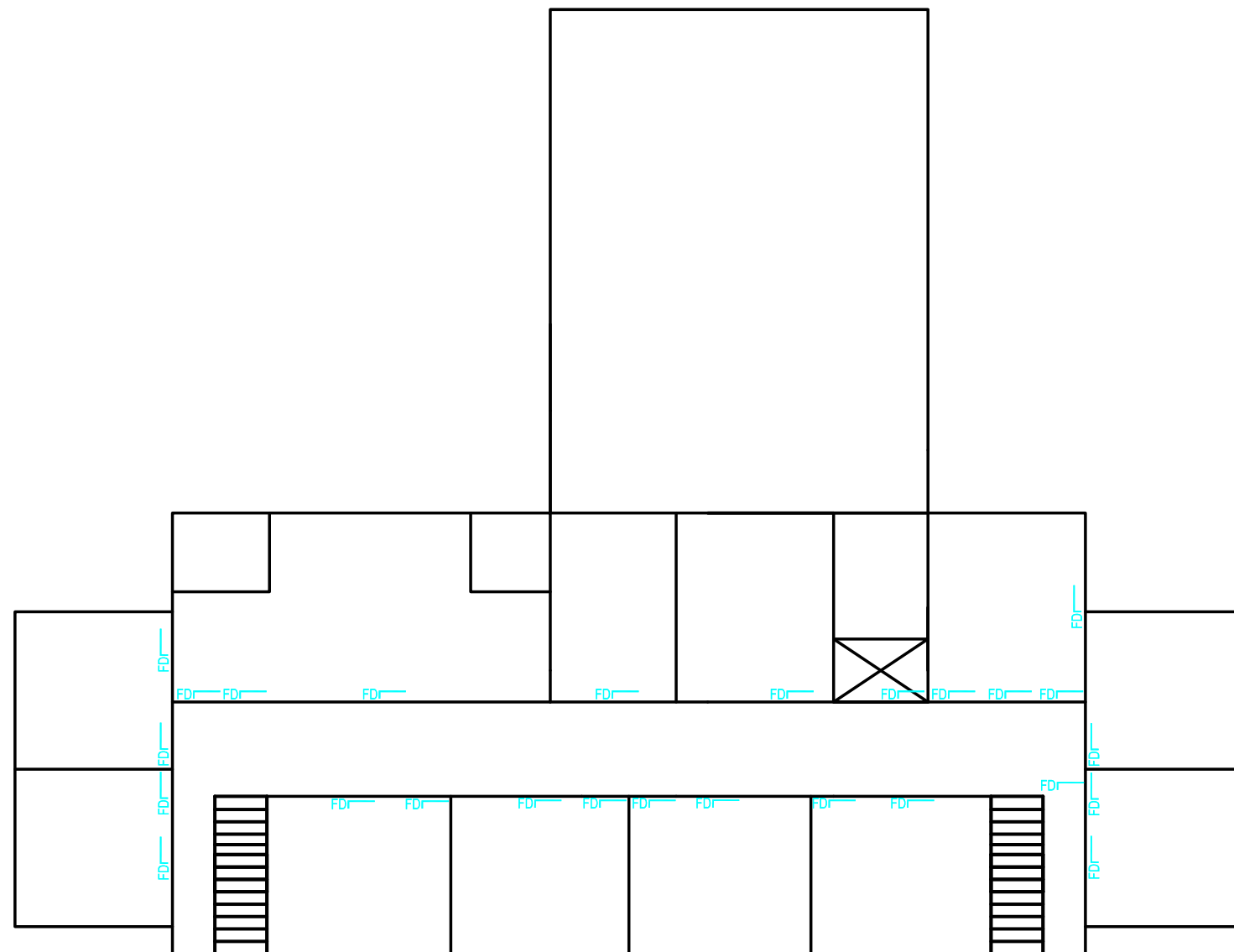
1 FRENCH VILLAGE STATION ROAD
UPPER TANTALLON, NS

Drawing

**FIRE DAMPER DRAWING
FIRST FLOOR**














Drawing no.

FSM-3



NORTH


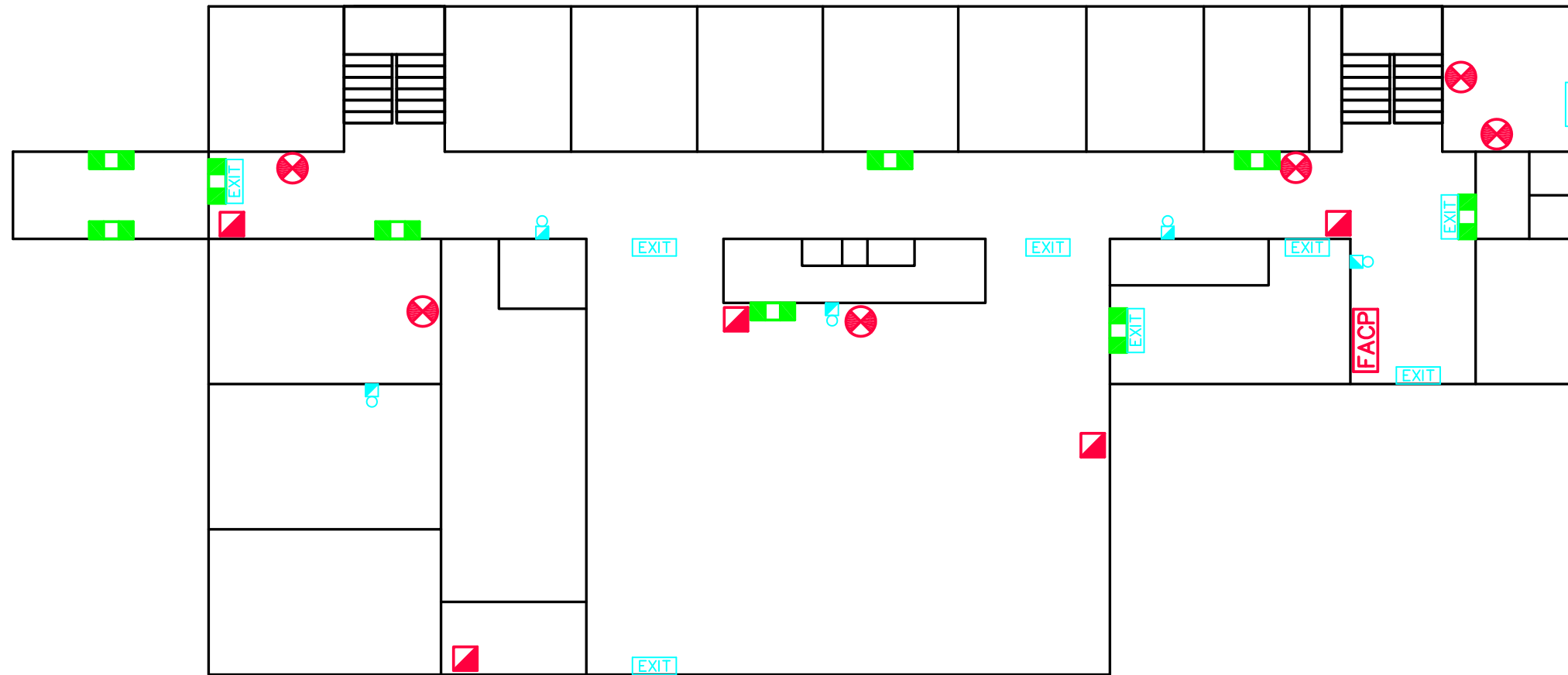
LEGEND

	CONTROL VALVE		FIRE BLANKET
	MAIN SPRINKLER VALVE , SPRINKLER HEADER & ALARM VALVE		EXIT SIGN
	FIRE DEPARTMENT CONNECTION		FIRE ALARM BELL
	FIRE ALARM CONTROL PANEL		EMERGENCY LIGHTING
	MANUAL PULL STATION		FIRE ALARM ANNUNCIATOR
	FIRE EXTINGUISHER		FIRE DAMPER
			HOSE CONNECTION

Project
**TANTALLON
 JUNIOR
 ELEMENTARY
 SCHOOL**
 1 FRENCH VILLAGE STATION ROAD
 UPPER TANTALLON, NS














Drawing
**FIRE DAMPER DRAWING
 SECOND FLOOR**

Drawing no.
FSM-4



NORTH

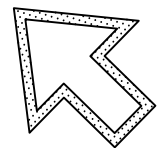
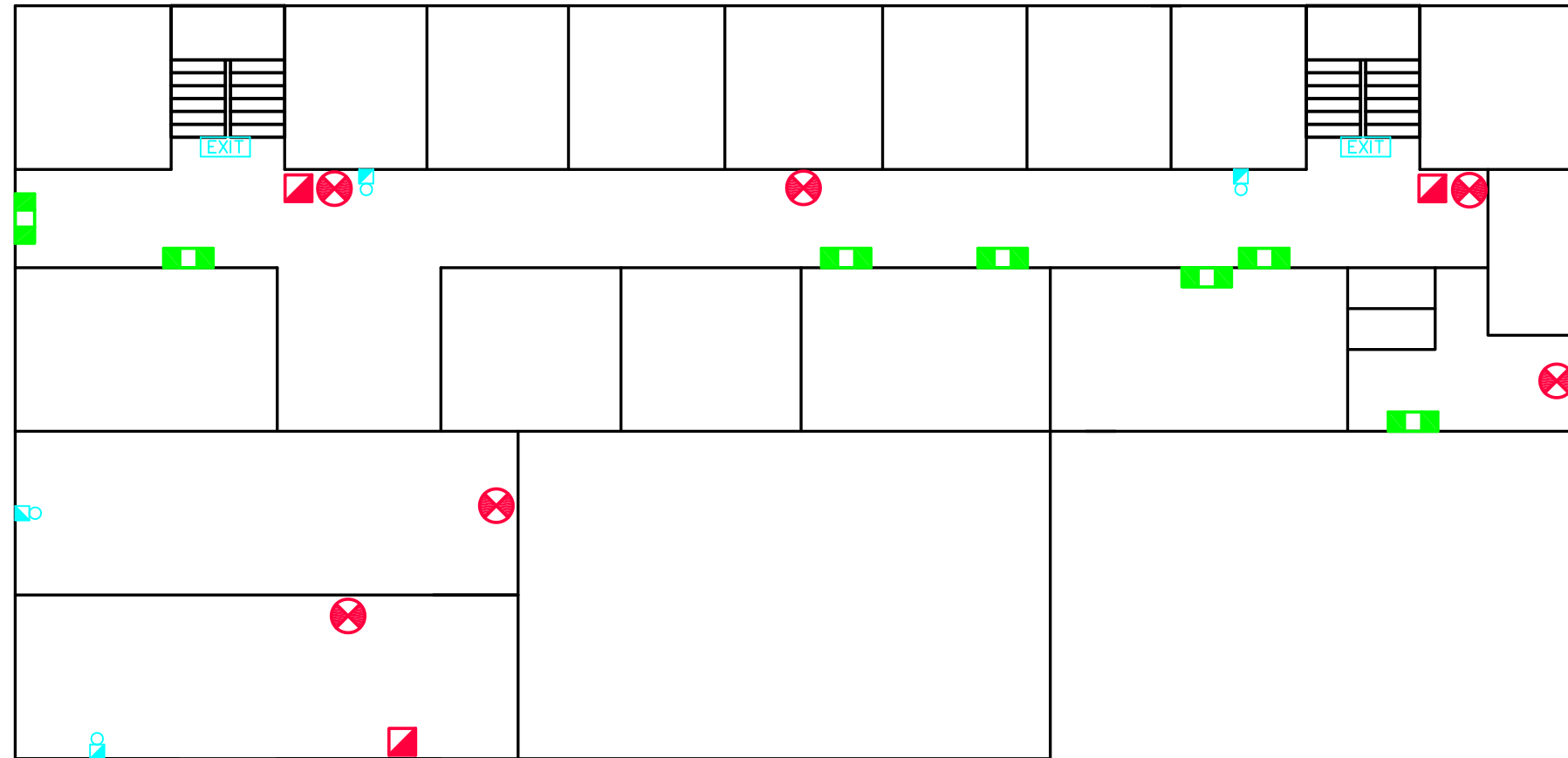
LEGEND

	CONTROL VALVE		FIRE BLANKET
	MAIN SPRINKLER VALVE, SPRINKLER HEADER & ALARM VALVE		EXIT SIGN
	FIRE DEPARTMENT CONNECTION		FIRE ALARM BELL
	FIRE ALARM CONTROL PANEL		EMERGENCY LIGHTING
	MANUAL PULL STATION		FIRE ALARM ANNUNCIATOR
	FIRE EXTINGUISHER		FIRE DAMPER
			HOSE CONNECTION

Project
**TANTALLON SENIOR
 ELEMENTARY
 SCHOOL**
 3 FRENCH VILLAGE STATION ROAD
 UPPER TANTALLON, NS

Drawing
**MAINTENANCE DRAWING
 FIRST FLOOR**

Drawing no.
FSM-1



NORTH

LEGEND

	CONTROL VALVE		FIRE BLANKET
	MAIN SPRINKLER VALVE , SPRINKLER HEADER & ALARM VALVE		EXIT SIGN
	FIRE DEPARTMENT CONNECTION		FIRE ALARM BELL
	FIRE ALARM CONTROL PANEL		EMERGENCY LIGHTING
	MANUAL PULL STATION		FIRE ALARM ANNUNCIATOR
	FIRE EXTINGUISHER		FIRE DAMPER
			HOSE CONNECTION

Project

**TANTALLON SENIOR
ELEMENTARY
SCHOOL**


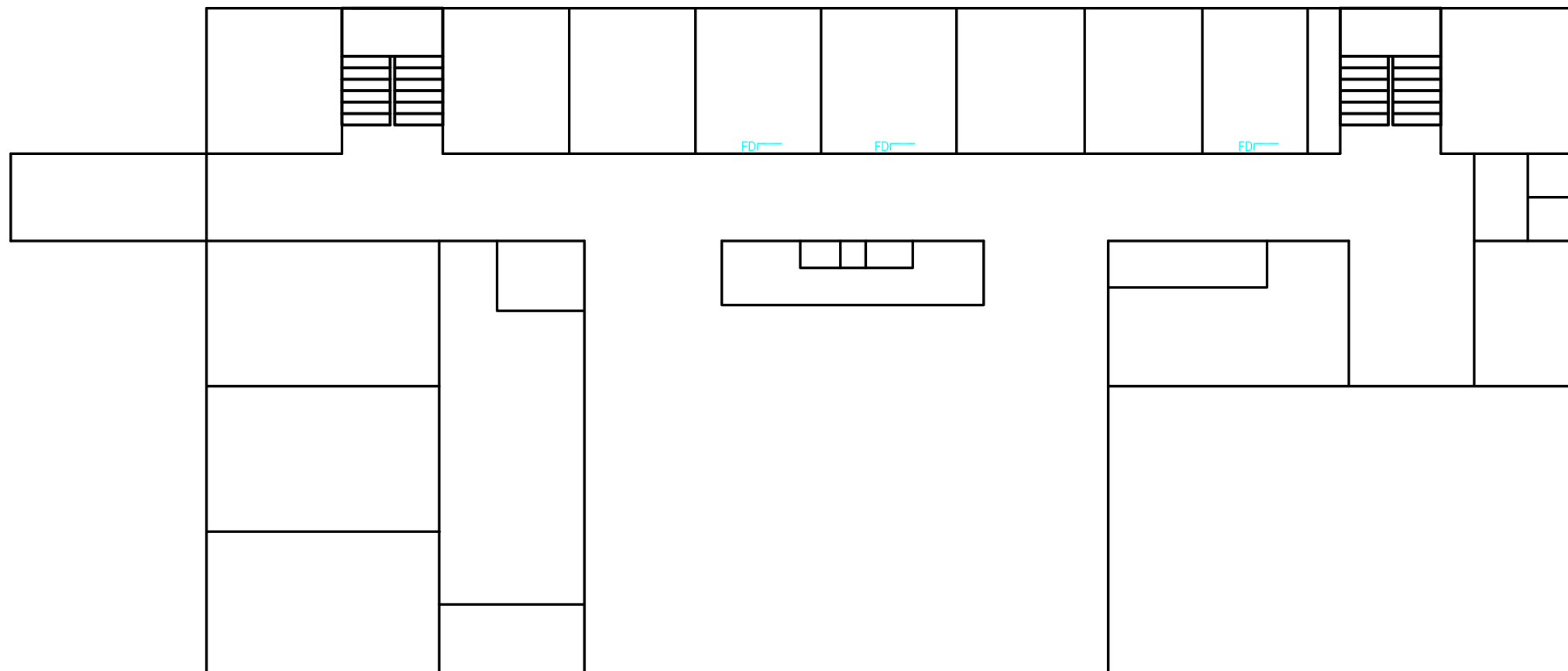
3 FRENCH VILLAGE STATION ROAD
UPPER TANTALLON, NS

Drawing

**MAINTENANCE DRAWING
SECOND FLOOR**





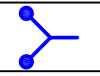








Drawing no.

FSM-2



NORTH

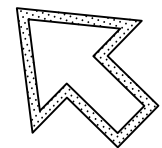
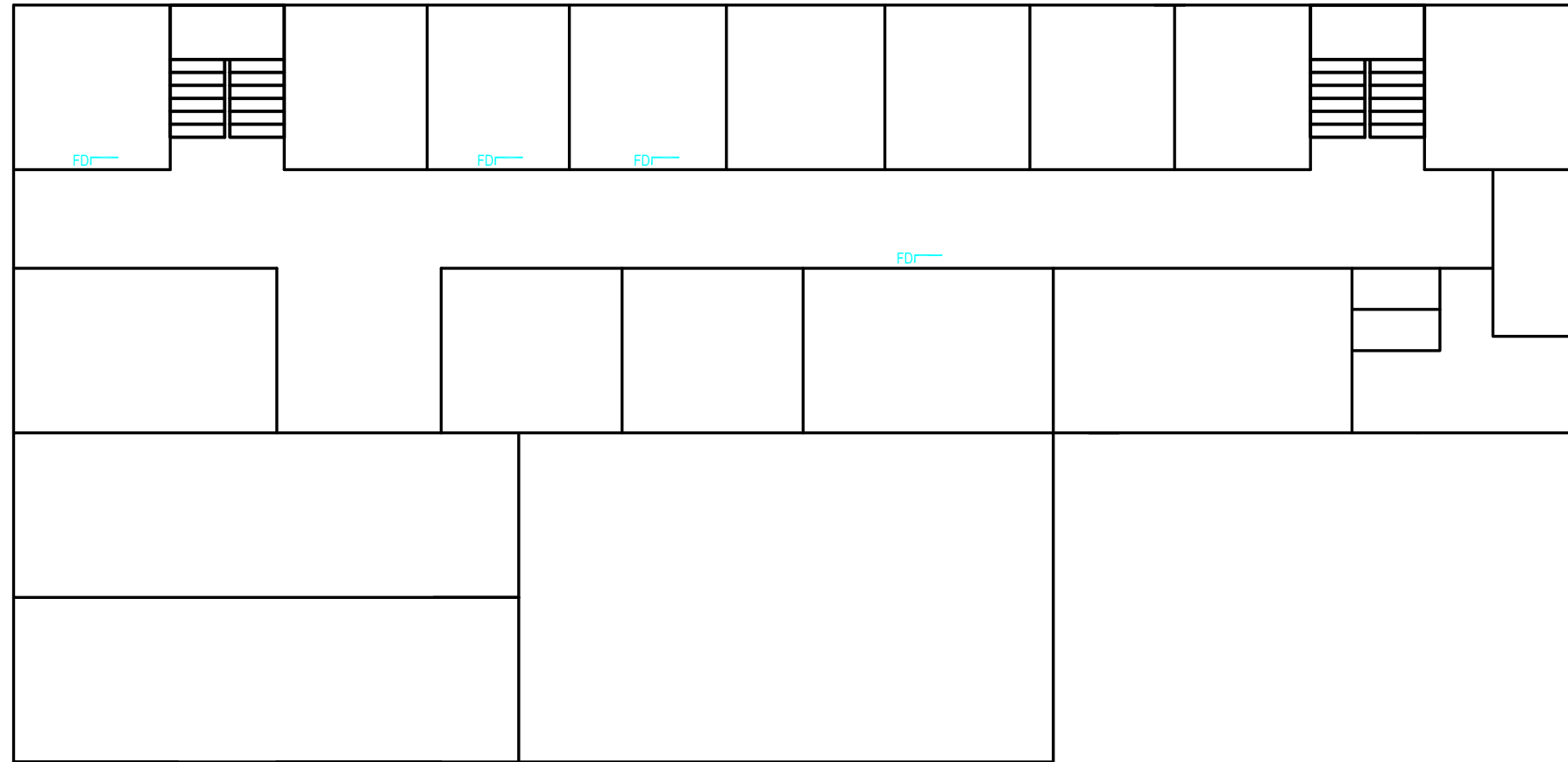
LEGEND

	CONTROL VALVE		FIRE BLANKET
	MAIN SPRINKLER VALVE , SPRINKLER HEADER & ALARM VALVE		EXIT SIGN
	FIRE DEPARTMENT CONNECTION		FIRE ALARM BELL
	FIRE ALARM CONTROL PANEL		EMERGENCY LIGHTING
	MANUAL PULL STATION		FIRE ALARM ANNUNCIATOR
	FIRE EXTINGUISHER		FIRE DAMPER
			HOSE CONNECTION

Project
**TANTALLON SENIOR
 ELEMENTARY
 SCHOOL**
 3 FRENCH VILLAGE STATION ROAD
 UPPER TANTALLON, NS














Drawing
**FIRE DAMPER DRAWING
 FIRST FLOOR**

Drawing no.
FSM-3



NORTH

LEGEND

	CONTROL VALVE		FIRE BLANKET
	MAIN SPRINKLER VALVE , SPRINKLER HEADER & ALARM VALVE		EXIT SIGN
	FIRE DEPARTMENT CONNECTION		FIRE ALARM BELL
	FIRE ALARM CONTROL PANEL		EMERGENCY LIGHTING
	MANUAL PULL STATION		FIRE ALARM ANNUNCIATOR
	FIRE EXTINGUISHER		FIRE DAMPER
			HOSE CONNECTION

Project

**TANTALLON SENIOR
ELEMENTARY
SCHOOL**

3 FRENCH VILLAGE STATION ROAD
UPPER TANTALLON, NS

Drawing

**FIRE DAMPER DRAWING
SECOND FLOOR**

Drawing no.

FSM-4

Tender #3959 – Fire Alarm and Emergency Lighting Inspections


Appendix H – Building Floor Plans


Region 3

Note 1: Unfortunately, there are no floor plans available as a reference guide for the Dartmouth Operations Office. Please refer to the Appendix D File for this location for more information. Island View High is still under construction and reference information will be made available to the successful service provider once it is available.

LEGEND


 FIRE DEPARTMENT CONNECTION

 FIRE DEPARTMENT EMERGENCY RESPONSE LOCATION

 FIRE DEPARTMENT EMERGENCY RESPONSE ENTRANCE

 MUNICIPAL FIRE HYDRANT

 PRIVATE FIRE HYDRANT



NORTH

Project

**ADMIRAL WESTPHAL
ELEMENTARY
SCHOOL**

*6 FOURTH ST.
DARTMOUTH, NS*

Drawing

SITE PLAN

Drawing no.

FSM-0

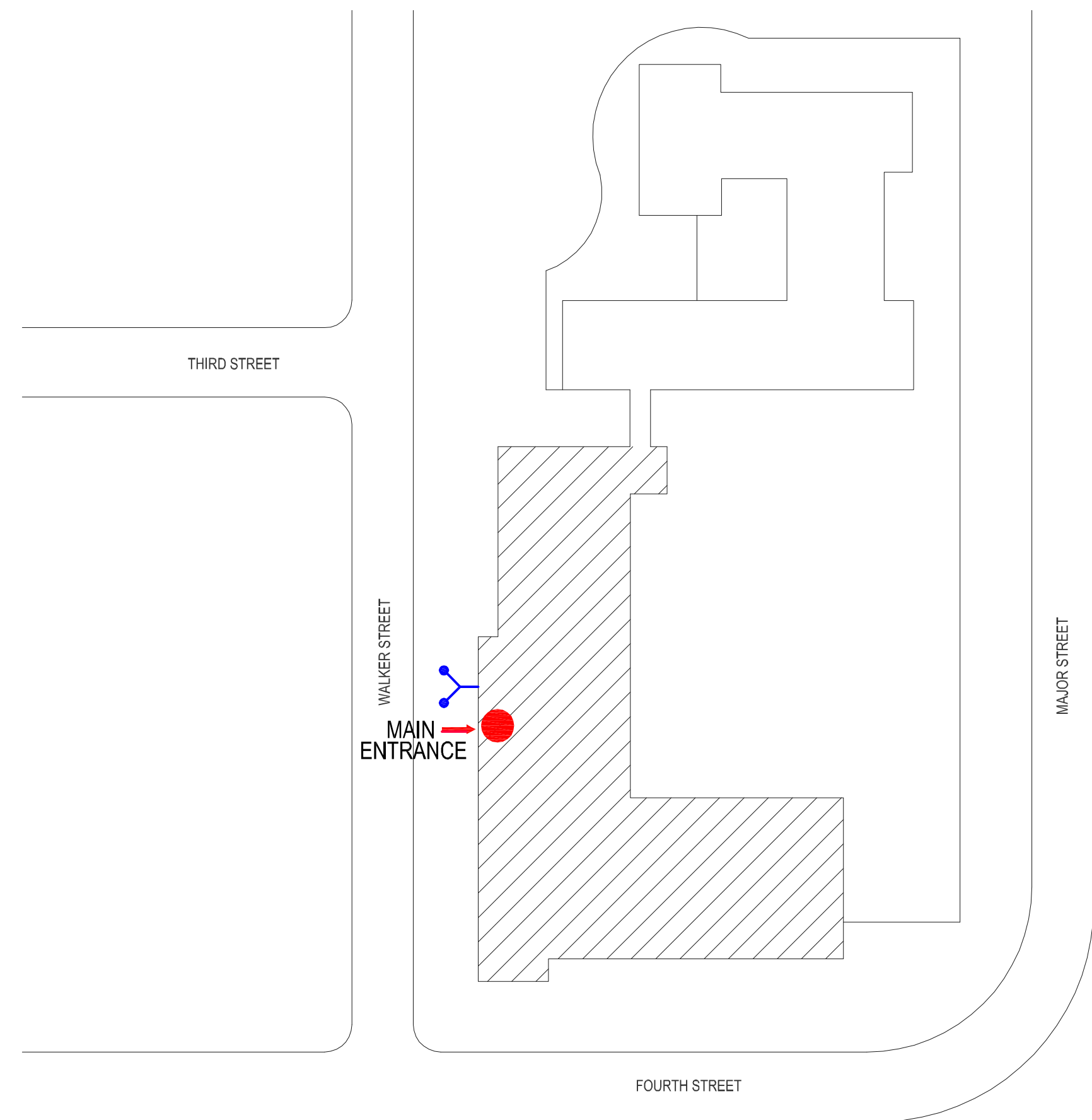
THIRD STREET


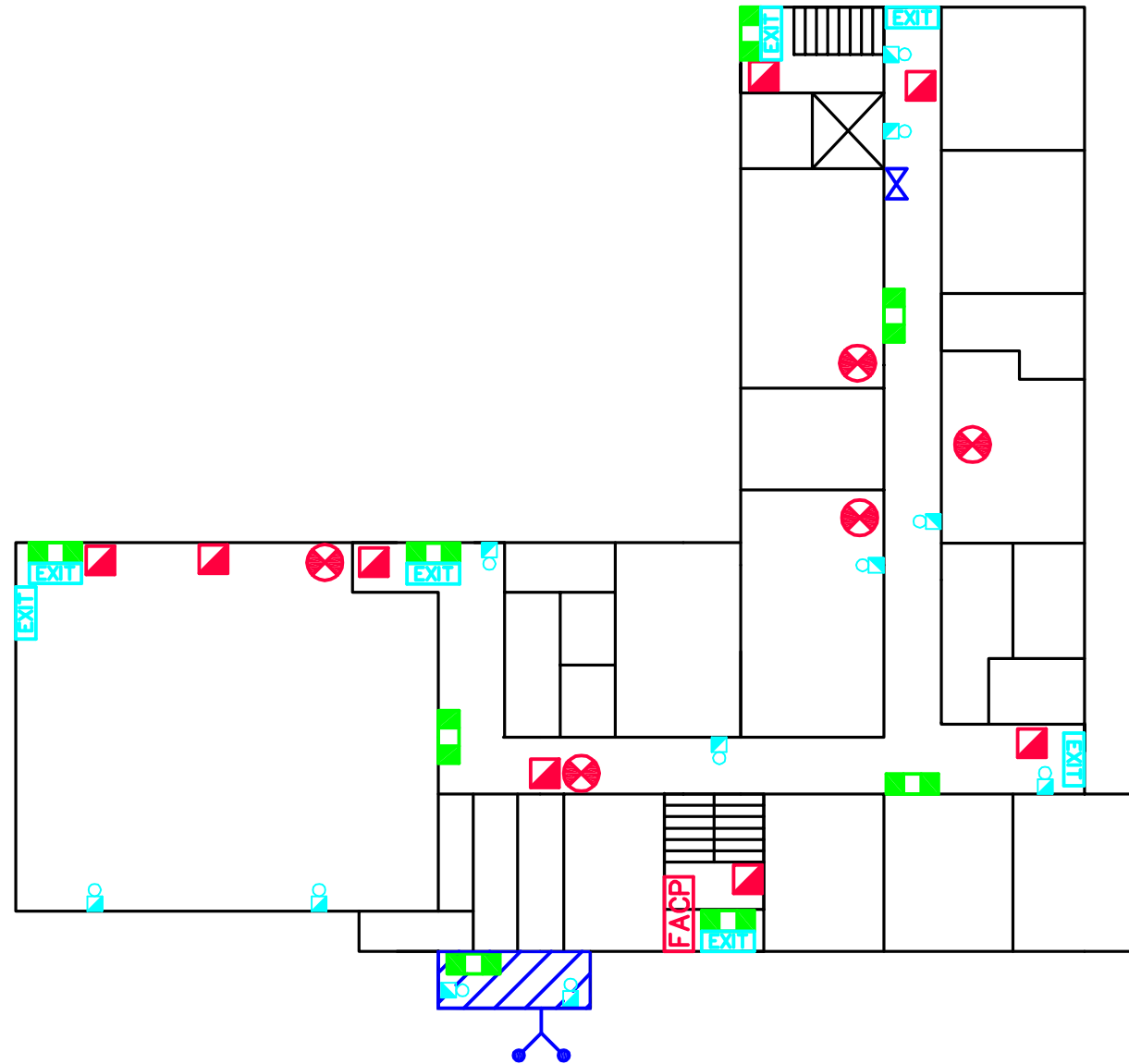
WALKER STREET

MAIN
ENTRANCE

MAJOR STREET














FOURTH STREET





NORTH

LEGEND

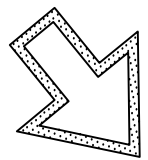
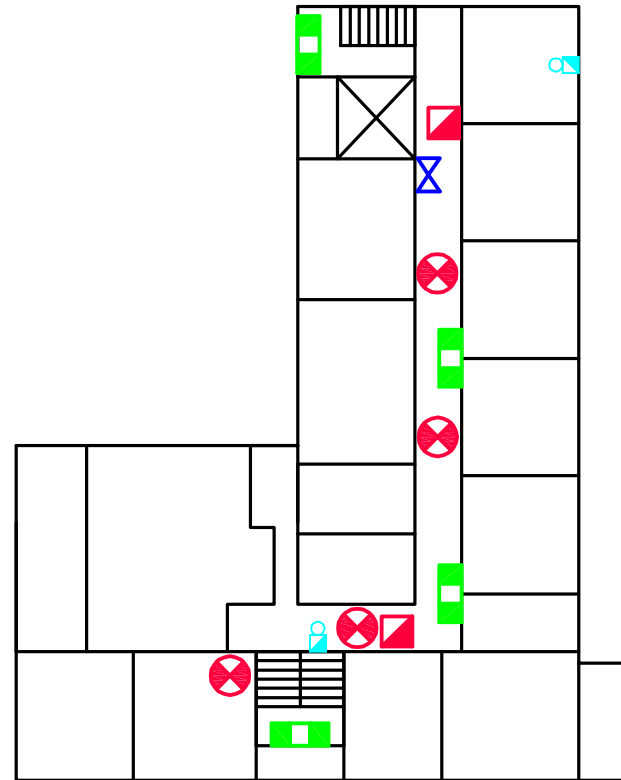
	CONTROL VALVE		FIRE BLANKET
	MAIN SPRINKLER VALVE, SPRINKLER HEADER & ALARM VALVE		EXIT SIGN
	FIRE DEPARTMENT CONNECTION		FIRE ALARM BELL
	FIRE ALARM CONTROL PANEL		EMERGENCY LIGHTING
	MANUAL PULL STATION		FIRE ALARM ANNUNCIATOR
	FIRE EXTINGUISHER		FIRE DAMPER
			HOSE CONNECTION

Project
**ADMIRAL WESTPHAL
 ELEMENTARY
 SCHOOL**

6 FOURTH ST.
 DARTMOUTH, NS














Drawing
**MAINTENANCE DRAWING
 FIRST FLOOR**

Drawing no.
FSM-1



NORTH

LEGEND

	CONTROL VALVE		FIRE BLANKET
	MAIN SPRINKLER VALVE , SPRINKLER HEADER & ALARM VALVE		EXIT SIGN
	FIRE DEPARTMENT CONNECTION		FIRE ALARM BELL
	FIRE ALARM CONTROL PANEL		EMERGENCY LIGHTING
	MANUAL PULL STATION		FIRE ALARM ANNUNCIATOR
	FIRE EXTINGUISHER		FIRE DAMPER
			HOSE CONNECTION


Project
**ADMIRAL WESTPHAL
 ELEMENTARY
 SCHOOL**
 6 FOURTH ST.
 DARTMOUTH, NS


Drawing
**MAINTENANCE DRAWING
 SECOND FLOOR**

Drawing no.
FSM-2

LEGEND


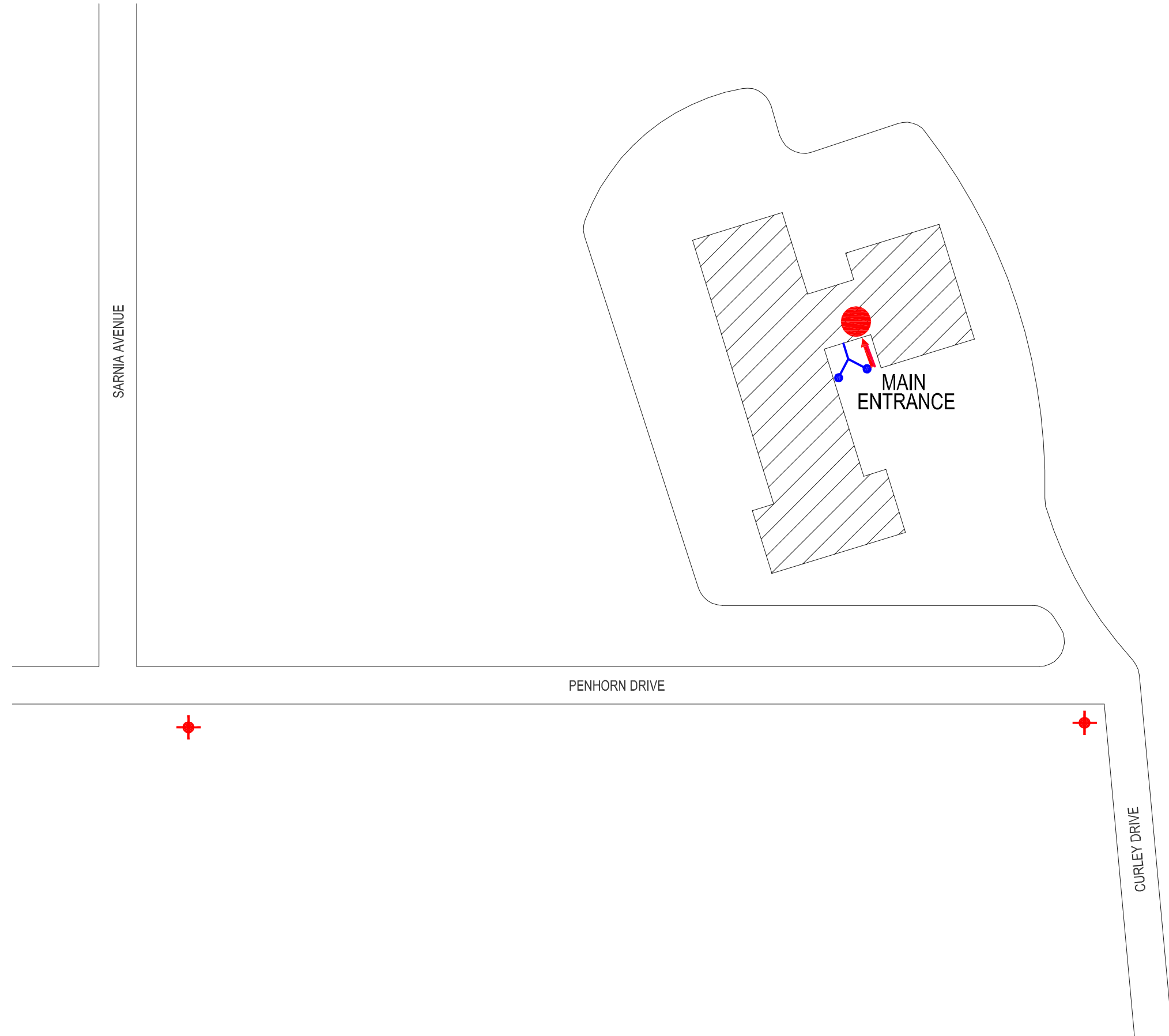
 FIRE DEPARTMENT CONNECTION

 FIRE DEPARTMENT EMERGENCY RESPONSE LOCATION

 FIRE DEPARTMENT EMERGENCY RESPONSE ENTRANCE

 MUNICIPAL FIRE HYDRANT

 PRIVATE FIRE HYDRANT



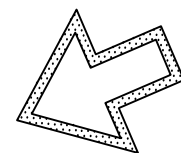
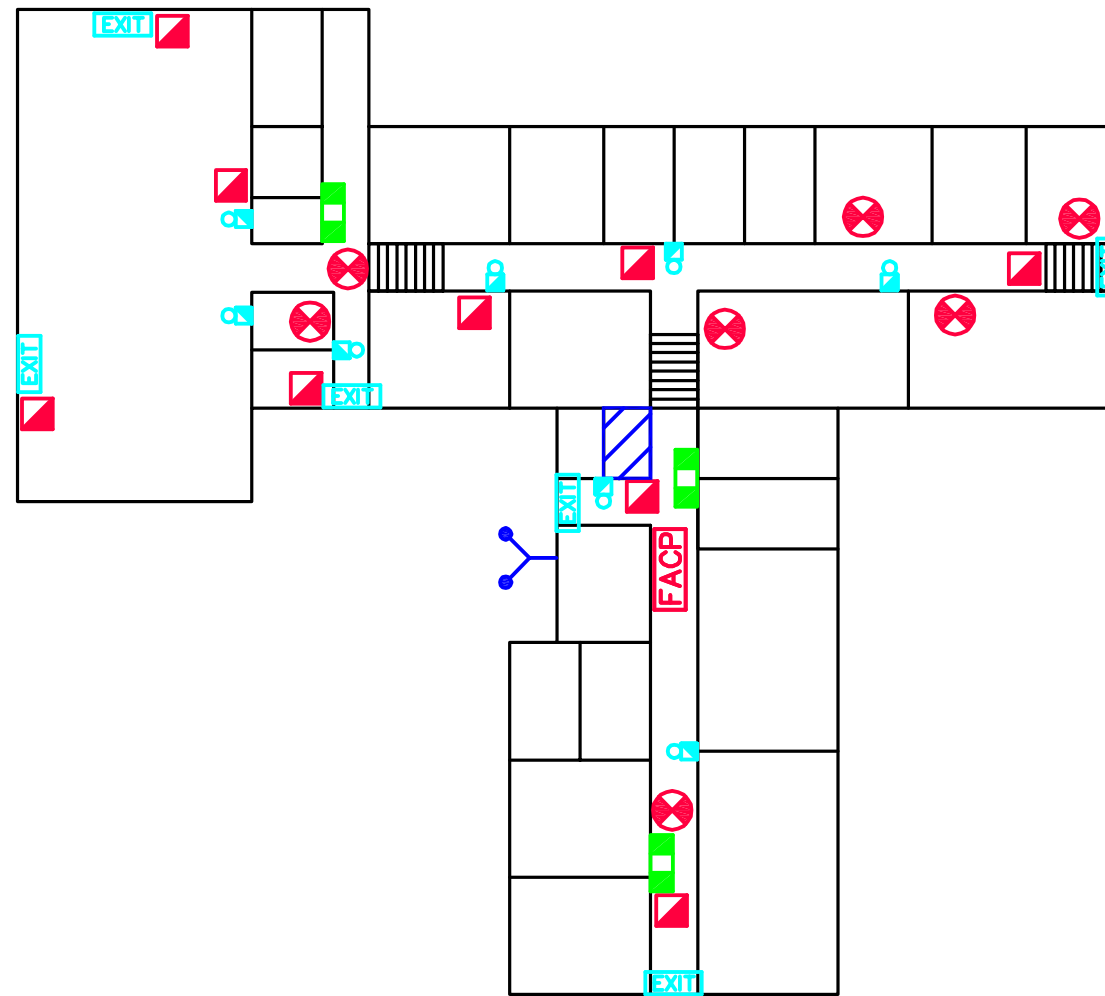
NORTH

Project
**ALDERNEY
ELEMENTARY
SCHOOL**

9 PENHORN DR.
DARTMOUTH, NS














Drawing
SITE PLAN

Drawing no.
FSM-0



NORTH

LEGEND

	CONTROL VALVE		FIRE BLANKET
	MAIN SPRINKLER VALVE , SPRINKLER HEADER & ALARM VALVE		EXIT SIGN
	FIRE DEPARTMENT CONNECTION		FIRE ALARM BELL
	FIRE ALARM CONTROL PANEL		EMERGENCY LIGHTING
	MANUAL PULL STATION		FIRE ALARM ANNUNCIATOR
	FIRE EXTINGUISHER		FIRE DAMPER
			HOSE CONNECTION

Project

**ALDERNEY
ELEMENTARY
SCHOOL**

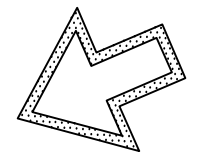
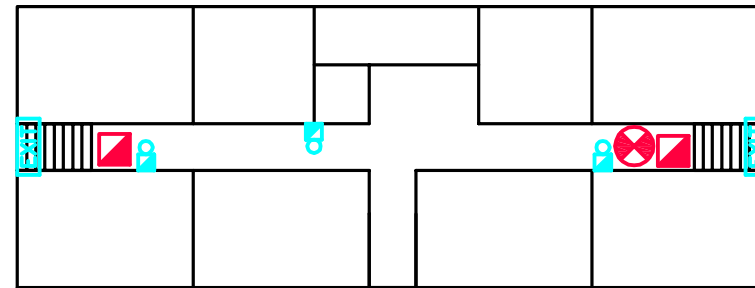
9 PENHORN DR.
DARTMOUTH, NS

Drawing

**MAINTENANCE DRAWING
FIRST FLOOR**














Drawing no.

FSM-1



NORTH

LEGEND

	CONTROL VALVE		FIRE BLANKET
	MAIN SPRINKLER VALVE , SPRINKLER HEADER & ALARM VALVE		EXIT SIGN
	FIRE DEPARTMENT CONNECTION		FIRE ALARM BELL
	FIRE ALARM CONTROL PANEL		EMERGENCY LIGHTING
	MANUAL PULL STATION		FIRE ALARM ANNUNCIATOR
	FIRE EXTINGUISHER		FIRE DAMPER
			HOSE CONNECTION

Project

**ALDERNEY
ELEMENTARY
SCHOOL**


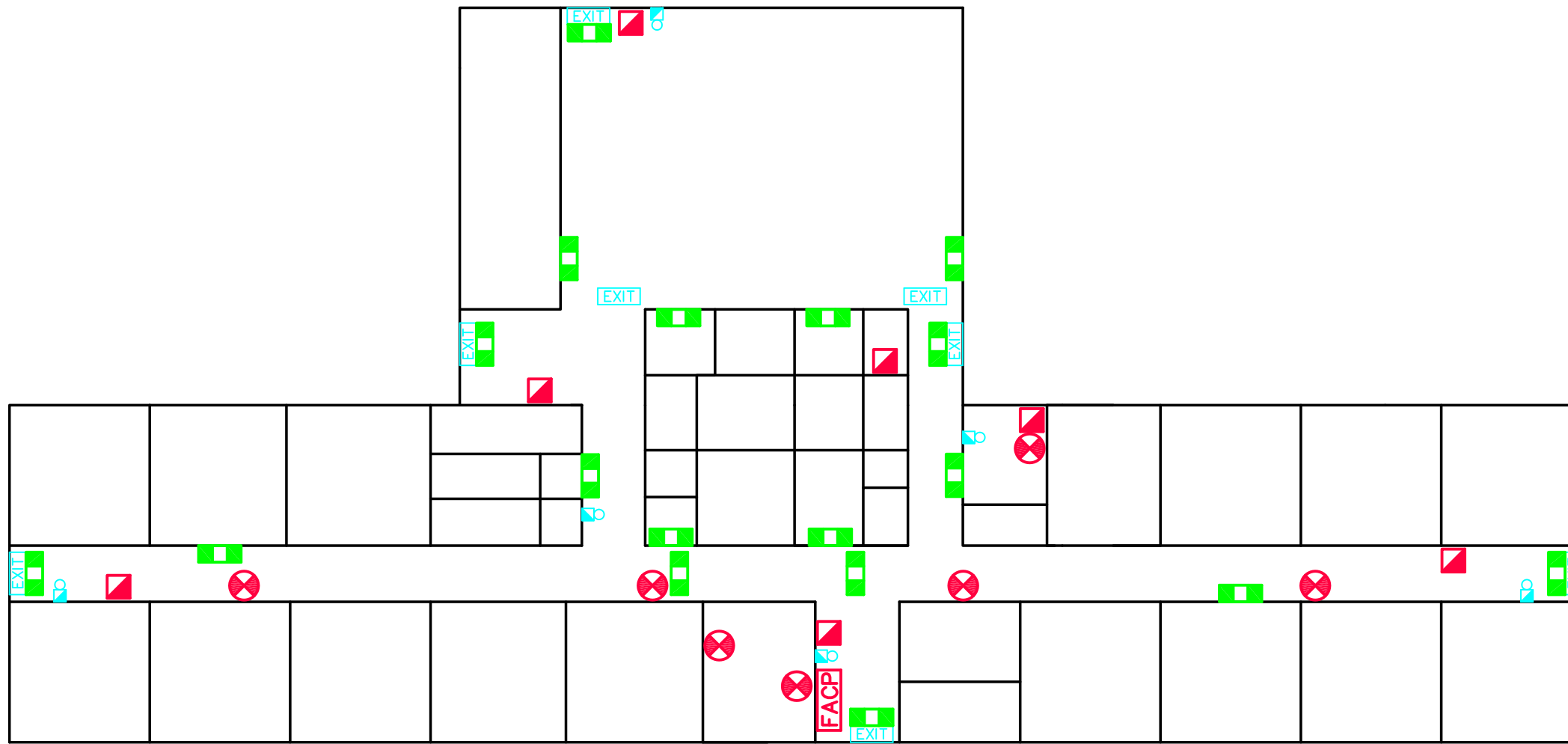
9 PENHORN DR.
DARTMOUTH, NS

Drawing

**MAINTENANCE DRAWING
SECOND FLOOR**














Drawing no.

FSM-2



NORTH


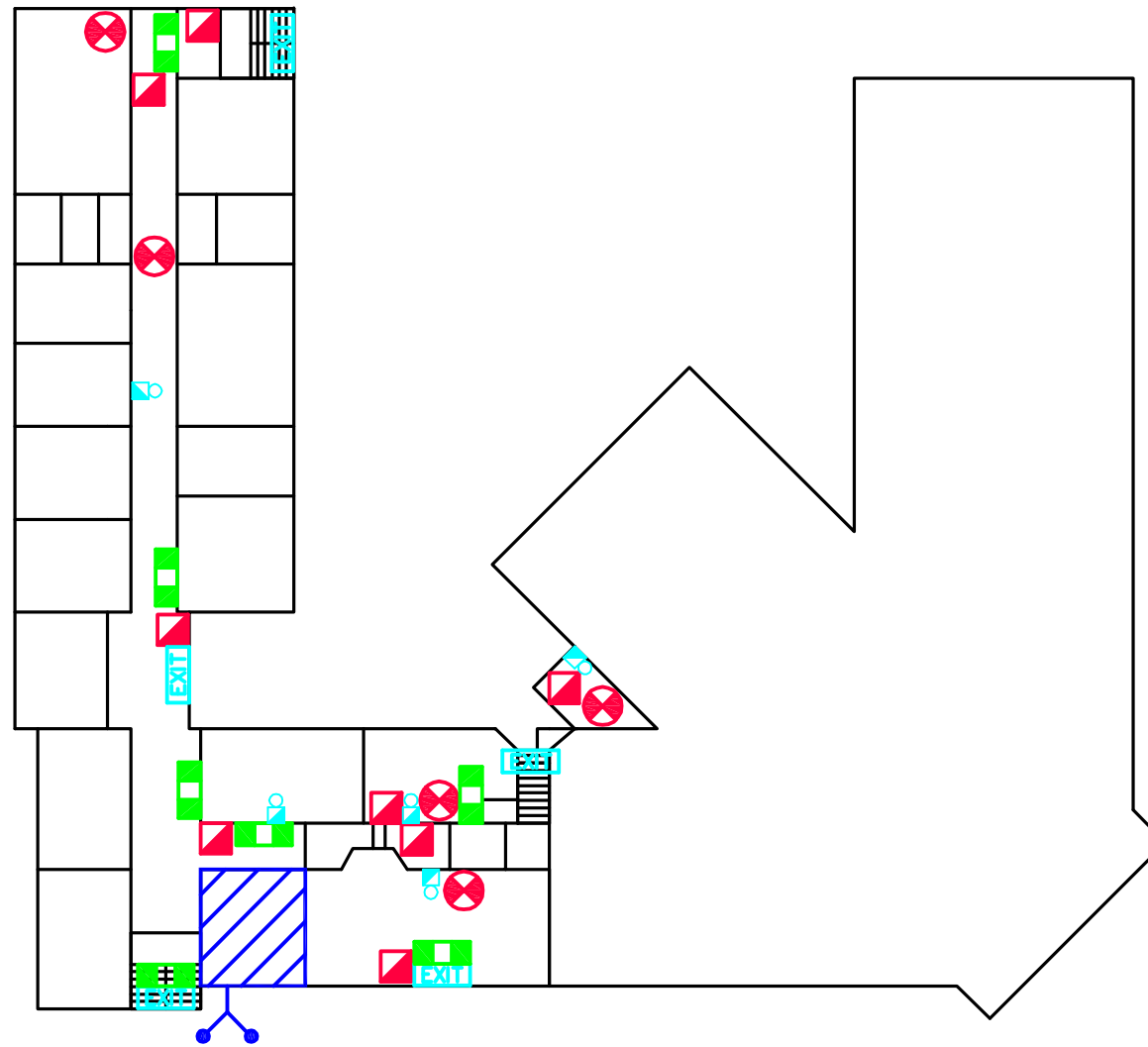
LEGEND

	CONTROL VALVE		FIRE BLANKET
	MAIN SPRINKLER VALVE , SPRINKLER HEADER & ALARM VALVE		EXIT SIGN
	FIRE DEPARTMENT CONNECTION		FIRE ALARM BELL
	FIRE ALARM CONTROL PANEL		EMERGENCY LIGHTING
	MANUAL PULL STATION		FIRE ALARM ANNUNCIATOR
	FIRE EXTINGUISHER		FIRE DAMPER
			HOSE CONNECTION

Project
**BEL AYR
 ELEMENTARY
 SCHOOL**
 4 BELL STREET
 DARTMOUTH, NS














Drawing
**MAINTENANCE DRAWING
 FIRST FLOOR**

Drawing no.
FSM-1



NORTH

LEGEND

	CONTROL VALVE		FIRE BLANKET
	MAIN SPRINKLER VALVE , SPRINKLER HEADER & ALARM VALVE		EXIT SIGN
	FIRE DEPARTMENT CONNECTION		FIRE ALARM BELL
	FIRE ALARM CONTROL PANEL		EMERGENCY LIGHTING
	MANUAL PULL STATION		FIRE ALARM ANNUNCIATOR
	FIRE EXTINGUISHER		FIRE DAMPER
			HOSE CONNECTION

Project

**BICENTENNIAL
SCHOOL**

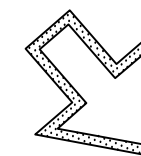
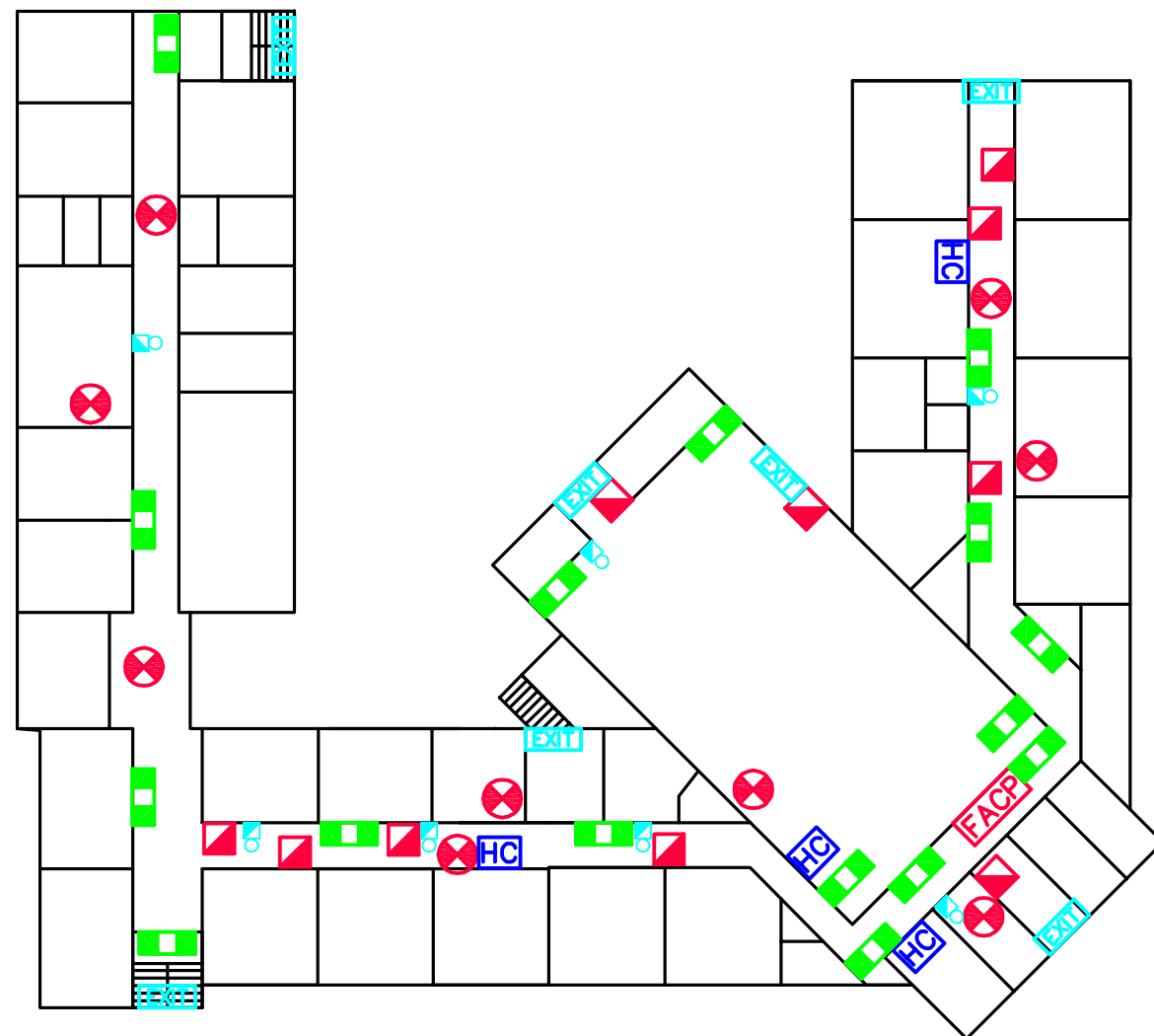
85 VICTORIA RD.
DARTMOUTH, NS

Drawing

**MAINTENANCE DRAWING
FIRST FLOOR**














Drawing no.

FSM-1



NORTH

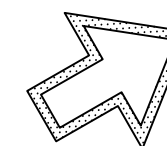
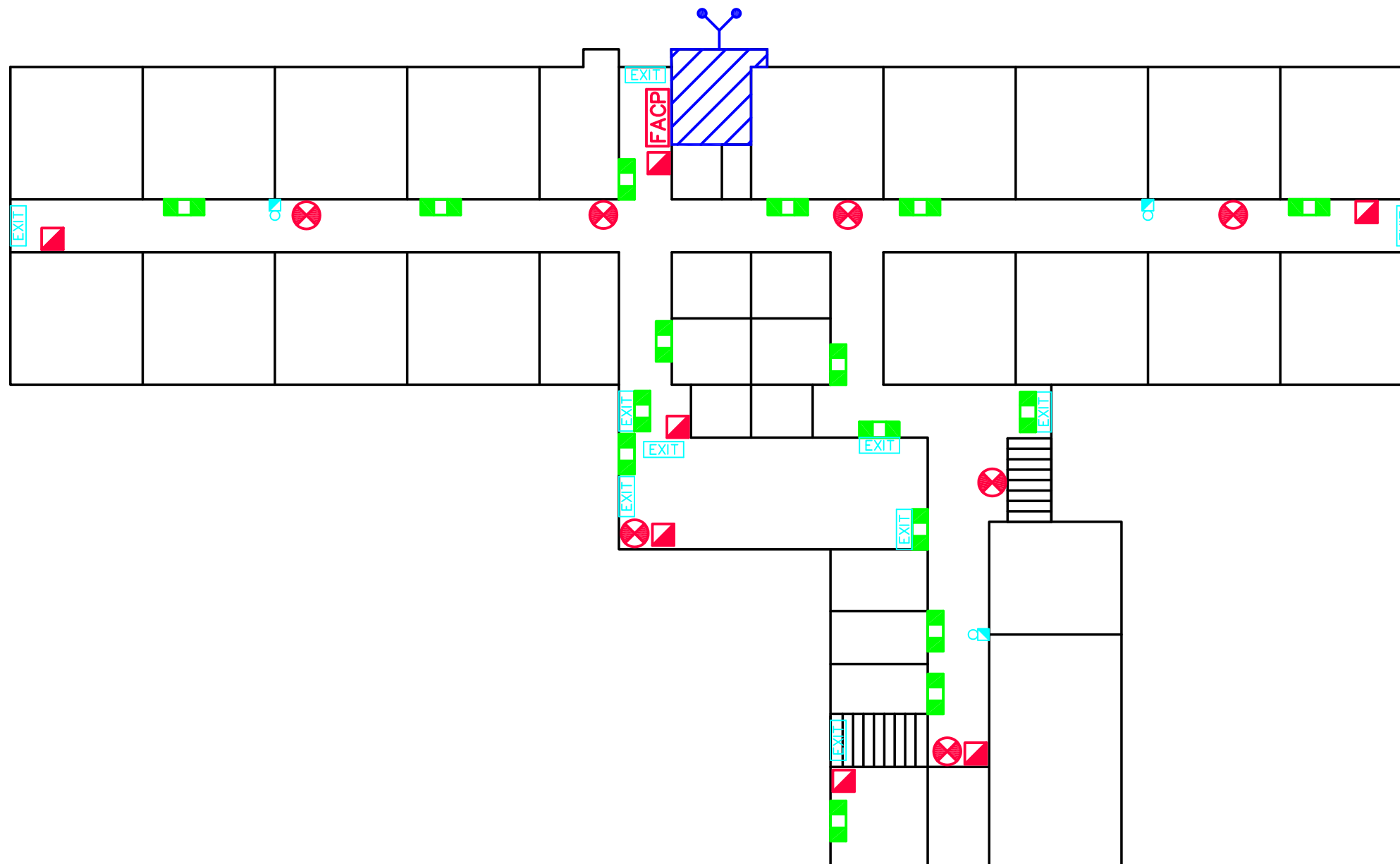
LEGEND

	CONTROL VALVE		FIRE BLANKET
	MAIN SPRINKLER VALVE , SPRINKLER HEADER & ALARM VALVE		EXIT SIGN
	FIRE DEPARTMENT CONNECTION		FIRE ALARM BELL
	FIRE ALARM CONTROL PANEL		EMERGENCY LIGHTING
	MANUAL PULL STATION		FIRE ALARM ANNUNCIATOR
	FIRE EXTINGUISHER		FIRE DAMPER
			HOSE CONNECTION

Project
**BICENTENNIAL
 SCHOOL**
 85 VICTORIA RD.
 DARTMOUTH, NS














Drawing
**MAINTENANCE DRAWING
 SECOND FLOOR**

Drawing no.
FSM-2



NORTH

LEGEND

	CONTROL VALVE		FIRE BLANKET
	MAIN SPRINKLER VALVE , SPRINKLER HEADER & ALARM VALVE		EXIT SIGN
	FIRE DEPARTMENT CONNECTION		FIRE ALARM BELL
	FIRE ALARM CONTROL PANEL		EMERGENCY LIGHTING
	MANUAL PULL STATION		FIRE ALARM ANNUNCIATOR
	FIRE EXTINGUISHER		FIRE DAMPER
			HOSE CONNECTION

Project

**BROOKHOUSE
ELEMENTARY
SCHOOL**

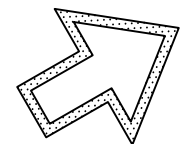
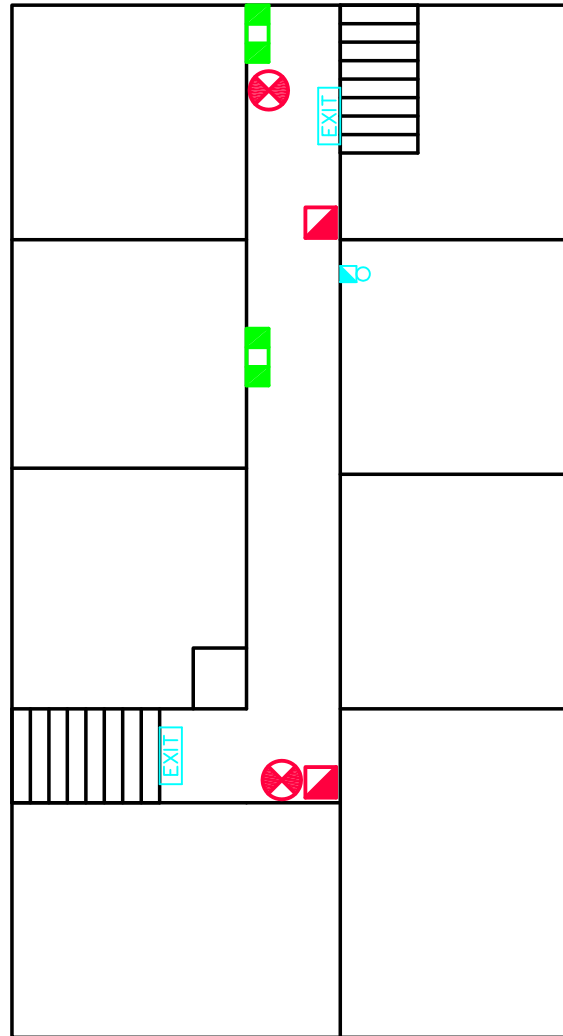
15 CHRISTOPHER AVENUE
DARTMOUTH, NS

Drawing

**MAINTENANCE DRAWING
FIRST FLOOR**














Drawing no.

FSM-1



NORTH

LEGEND

	CONTROL VALVE		FIRE BLANKET
	MAIN SPRINKLER VALVE , SPRINKLER HEADER & ALARM VALVE		EXIT SIGN
	FIRE DEPARTMENT CONNECTION		FIRE ALARM BELL
	FIRE ALARM CONTROL PANEL		EMERGENCY LIGHTING
	MANUAL PULL STATION		FIRE ALARM ANNUNCIATOR
	FIRE EXTINGUISHER		FIRE DAMPER
			HOSE CONNECTION

Project

**BROOKHOUSE
ELEMENTARY
SCHOOL**

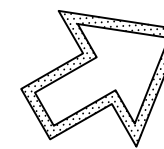
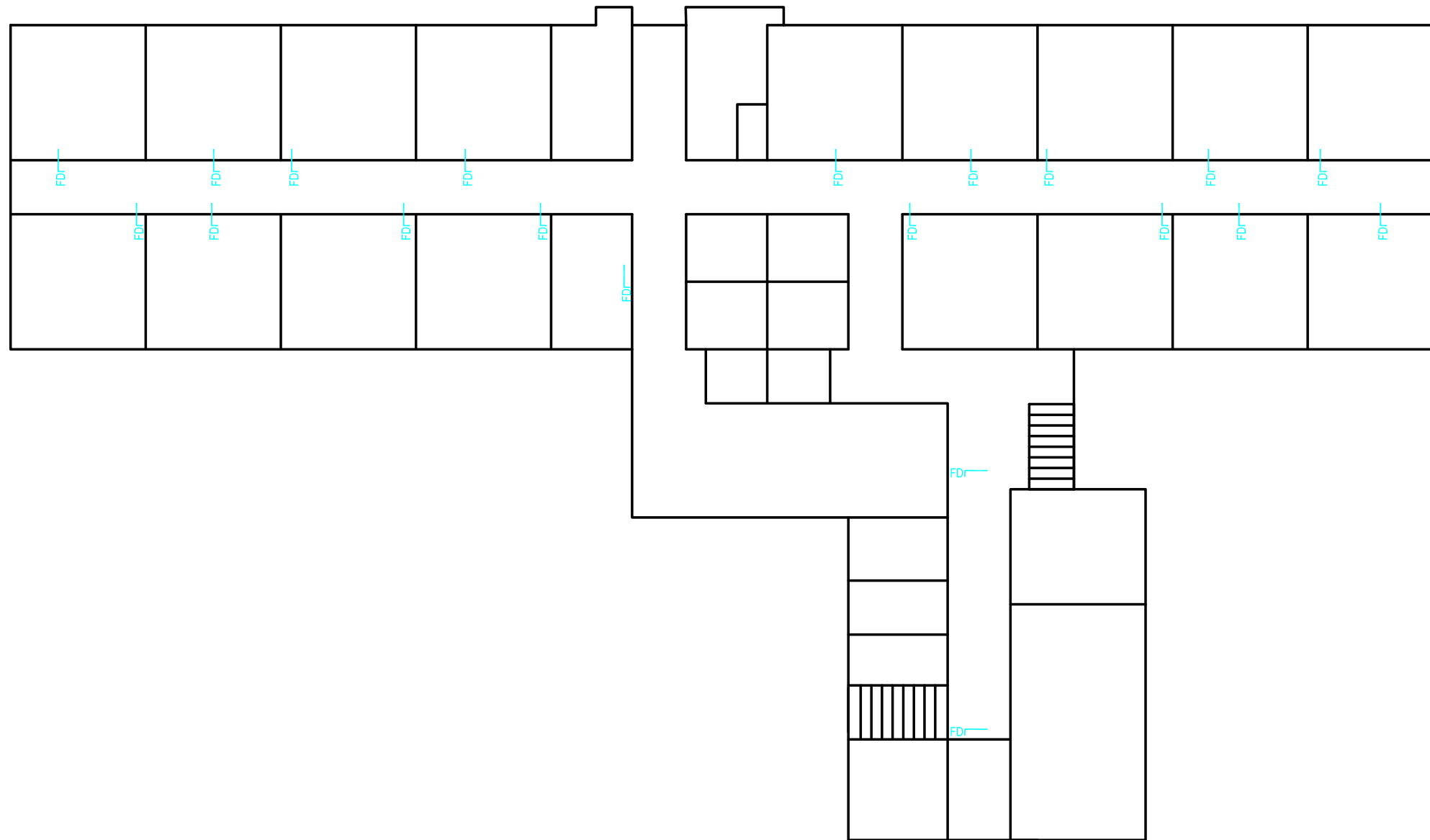
15 CHRISTOPHER AVENUE
DARTMOUTH, NS

Drawing

**MAINTENANCE DRAWING
SECOND FLOOR**














Drawing no.

FSM-2



NORTH

LEGEND

	CONTROL VALVE		FIRE BLANKET
	MAIN SPRINKLER VALVE , SPRINKLER HEADER & ALARM VALVE		EXIT SIGN
	FIRE DEPARTMENT CONNECTION		FIRE ALARM BELL
	FIRE ALARM CONTROL PANEL		EMERGENCY LIGHTING
	MANUAL PULL STATION		FIRE ALARM ANNUNCIATOR
	FIRE EXTINGUISHER		FIRE DAMPER
			HOSE CONNECTION

Project

**BROOKHOUSE
ELEMENTARY
SCHOOL**

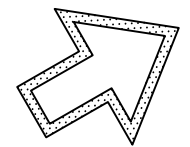
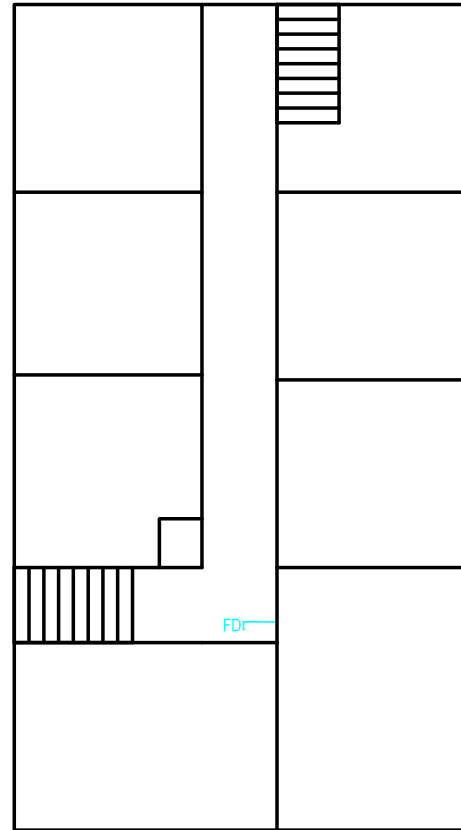
15 CHRISTOPHER AVENUE
DARTMOUTH, NS

Drawing

**FIRE DAMPER DRAWING
FIRST FLOOR**














Drawing no.

FSM-3



NORTH

LEGEND

	CONTROL VALVE		FIRE BLANKET
	MAIN SPRINKLER VALVE , SPRINKLER HEADER & ALARM VALVE		EXIT SIGN
	FIRE DEPARTMENT CONNECTION		FIRE ALARM BELL
	FIRE ALARM CONTROL PANEL		EMERGENCY LIGHTING
	MANUAL PULL STATION		FIRE ALARM ANNUNCIATOR
	FIRE EXTINGUISHER		FIRE DAMPER
			HOSE CONNECTION

Project

**BROOKHOUSE
ELEMENTARY
SCHOOL**

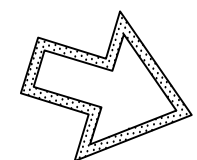
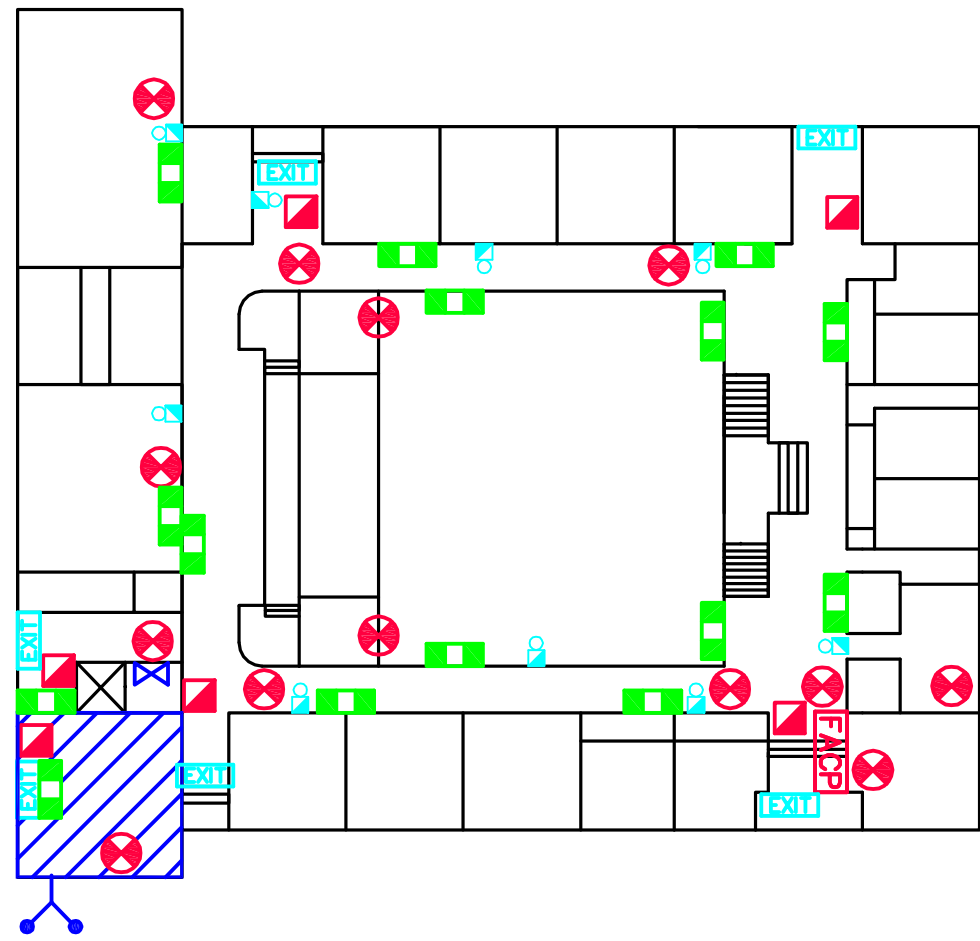
15 CHRISTOPHER AVENUE
DARTMOUTH, NS

Drawing














**FIRE DAMPER DRAWING
SECOND FLOOR**

Drawing no.

FSM-4



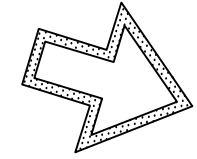
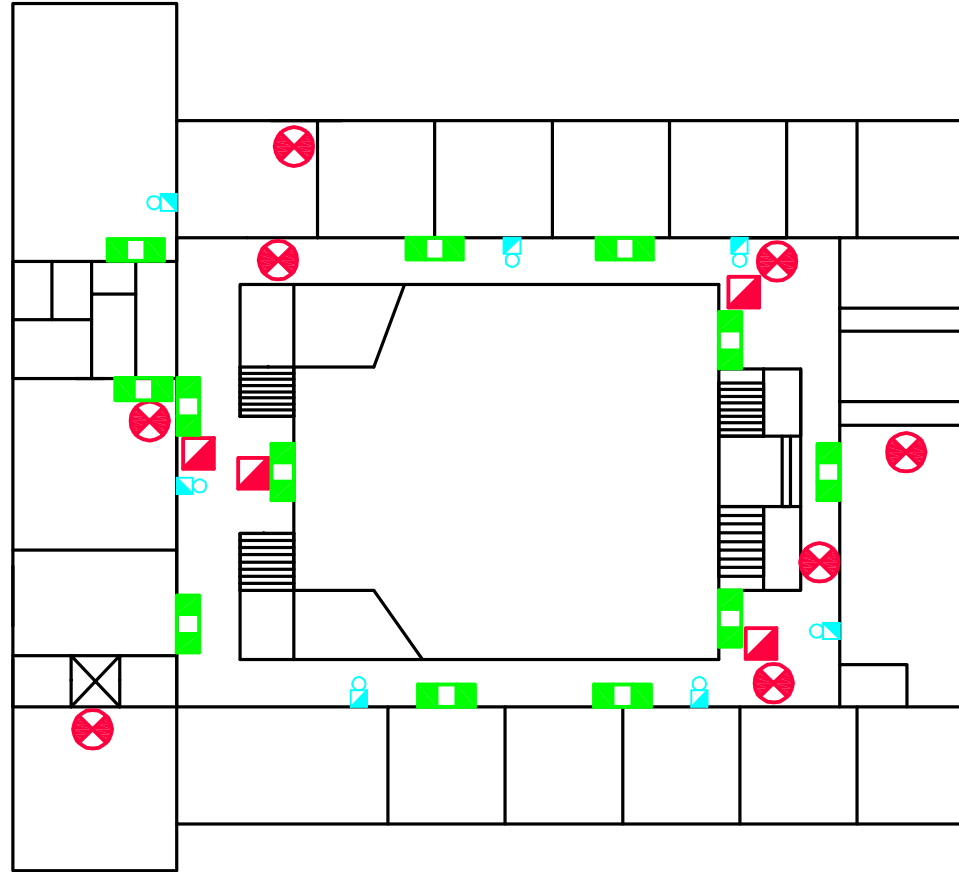
NORTH

LEGEND			
	CONTROL VALVE		FIRE BLANKET
	MAIN SPRINKLER VALVE , SPRINKLER HEADER & ALARM VALVE		EXIT SIGN
	FIRE DEPARTMENT CONNECTION		FIRE ALARM BELL
	FIRE ALARM CONTROL PANEL		EMERGENCY LIGHTING
	MANUAL PULL STATION		FIRE ALARM ANNUNCIATOR
	FIRE EXTINGUISHER		FIRE DAMPER
			HOSE CONNECTION














Project
CALEDONIA JUNIOR HIGH SCHOOL
 38 CALEDONIA RD.
 DARTMOUTH, NS

Drawing
MAINTENANCE DRAWING FIRST FLOOR

Drawing no.
FSM-1




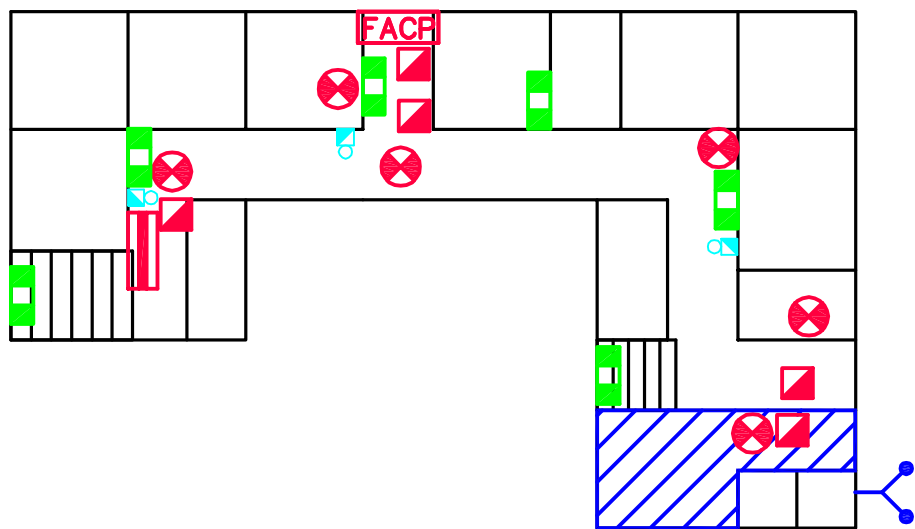
NORTH

LEGEND	
	CONTROL VALVE
	MAIN SPRINKLER VALVE, SPRINKLER HEADER & ALARM VALVE
	FIRE DEPARTMENT CONNECTION
	FIRE ALARM CONTROL PANEL
	MANUAL PULL STATION
	FIRE EXTINGUISHER
	FIRE BLANKET
	EXIT SIGN
	FIRE ALARM BELL
	EMERGENCY LIGHTING
	FIRE ALARM ANNUNCIATOR
	FIRE DAMPER
	HOSE CONNECTION

Project
CALEDONIA JUNIOR HIGH SCHOOL
 38 CALEDONIA RD.
 DARTMOUTH, NS

Drawing
MAINTENANCE DRAWING SECOND FLOOR

Drawing no.
FSM-2
















NORTH

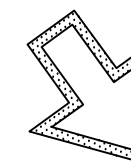
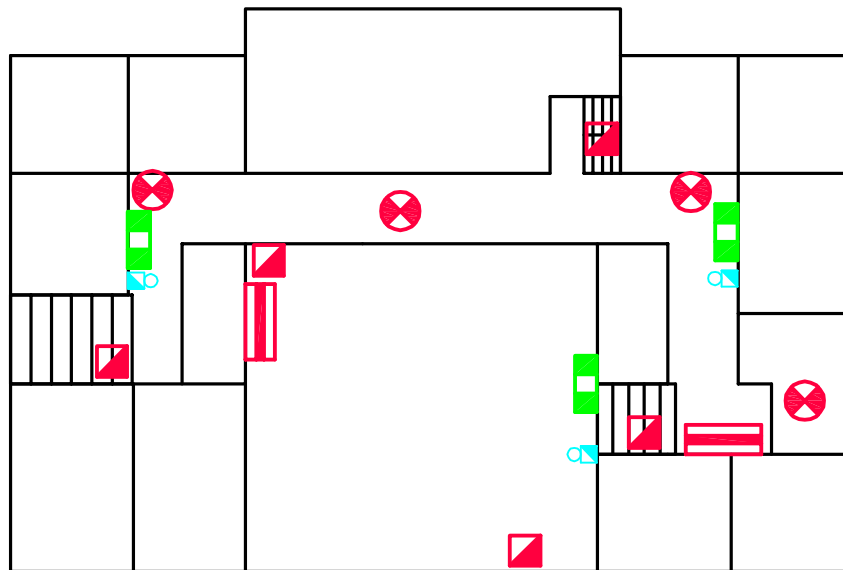
Project
**COLBY VILLAGE
 ELEMENTARY
 SCHOOL**
 92 COLBY DR.
 DARTMOUTH, NS

Drawing
**MAINTENANCE DRAWING
 FIRST FLOOR**

Drawing no.
FSM-1














LEGEND

	CONTROL VALVE		FIRE BLANKET
	MAIN SPRINKLER VALVE , SPRINKLER HEADER & ALARM VALVE		EXIT SIGN
	FIRE DEPARTMENT CONNECTION		FIRE ALARM BELL
	FIRE ALARM CONTROL PANEL		EMERGENCY LIGHTING
	MANUAL PULL STATION		FIRE ALARM ANNUNCIATOR
	FIRE EXTINGUISHER		FIRE DAMPER
			HOSE CONNECTION



NORTH


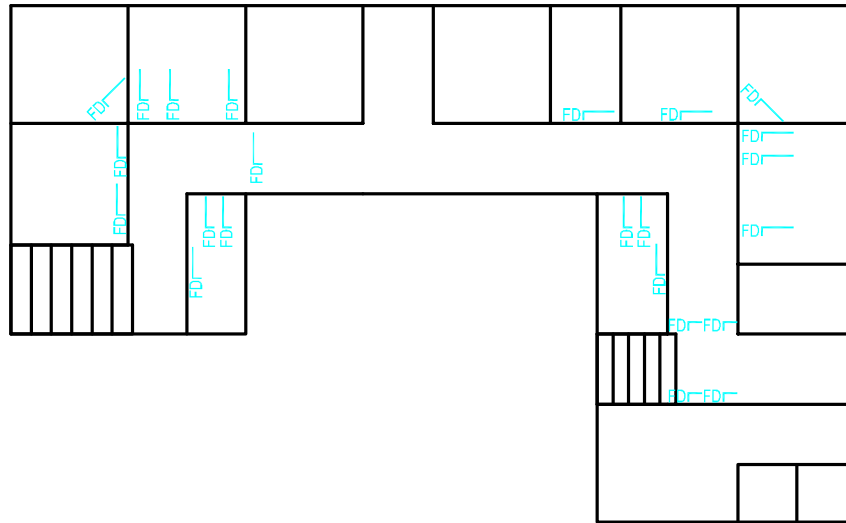
LEGEND

	CONTROL VALVE		FIRE BLANKET
	MAIN SPRINKLER VALVE , SPRINKLER HEADER & ALARM VALVE		EXIT SIGN
	FIRE DEPARTMENT CONNECTION		FIRE ALARM BELL
	FIRE ALARM CONTROL PANEL		EMERGENCY LIGHTING
	MANUAL PULL STATION		FIRE ALARM ANNUNCIATOR
	FIRE EXTINGUISHER		FIRE DAMPER
			HOSE CONNECTION

Project
**COLBY VILLAGE
 ELEMENTARY
 SCHOOL**
 92 COLBY DR.
 DARTMOUTH, NS














Drawing
**MAINTENANCE DRAWING
 SECOND FLOOR**

Drawing no.
FSM-2



NORTH

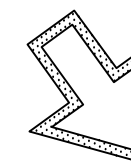
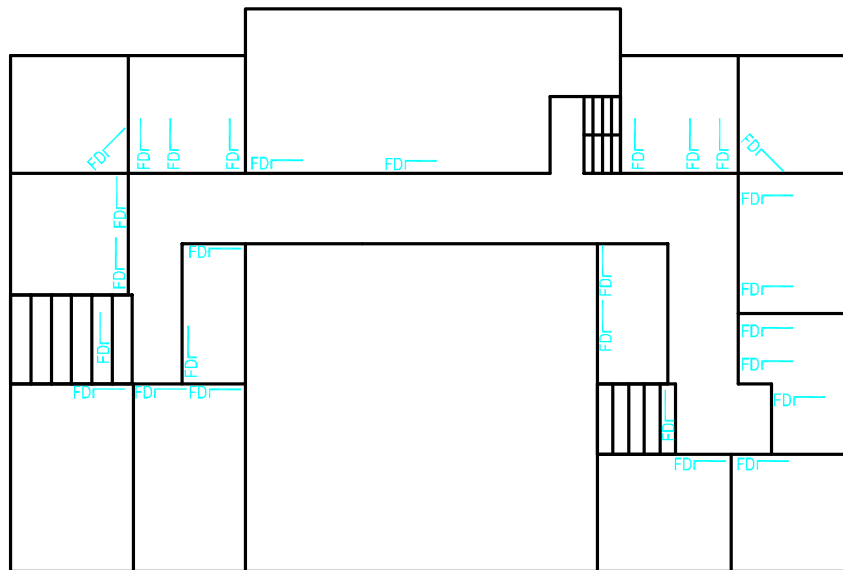
LEGEND

	CONTROL VALVE		FIRE BLANKET
	MAIN SPRINKLER VALVE , SPRINKLER HEADER & ALARM VALVE		EXIT SIGN
	FIRE DEPARTMENT CONNECTION		FIRE ALARM BELL
	FIRE ALARM CONTROL PANEL		EMERGENCY LIGHTING
	MANUAL PULL STATION		FIRE ALARM ANNUNCIATOR
	FIRE EXTINGUISHER		FIRE DAMPER
			HOSE CONNECTION

Project
**COLBY VILLAGE
 ELEMENTARY
 SCHOOL**
 92 COLBY DR.
 DARTMOUTH, NS














Drawing
**FIRE DAMPER DRAWING
 FIRST FLOOR**

Drawing no.
FSM-3



NORTH

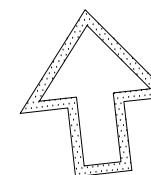
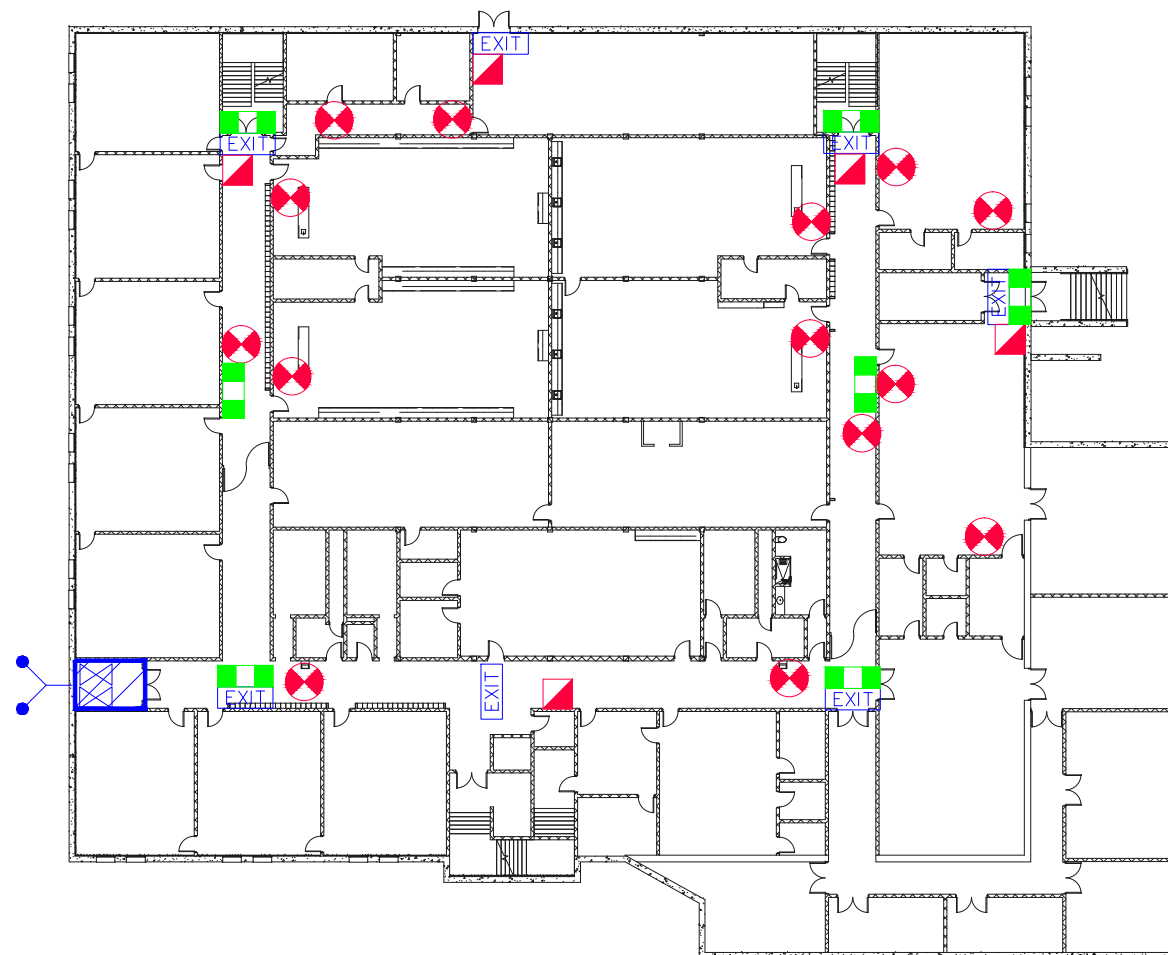
LEGEND

	CONTROL VALVE		FIRE BLANKET
	MAIN SPRINKLER VALVE , SPRINKLER HEADER & ALARM VALVE		EXIT SIGN
	FIRE DEPARTMENT CONNECTION		FIRE ALARM BELL
	FIRE ALARM CONTROL PANEL		EMERGENCY LIGHTING
	MANUAL PULL STATION		FIRE ALARM ANNUNCIATOR
	FIRE EXTINGUISHER		FIRE DAMPER
			HOSE CONNECTION

Project
**COLBY VILLAGE
 ELEMENTARY
 SCHOOL**
 92 COLBY DR.
 DARTMOUTH, NS





Drawing
**FIRE DAMPER DRAWING
 SECOND FLOOR**






Drawing no.
FSM-4



NORTH

LEGEND

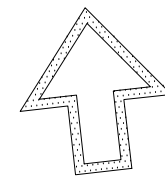
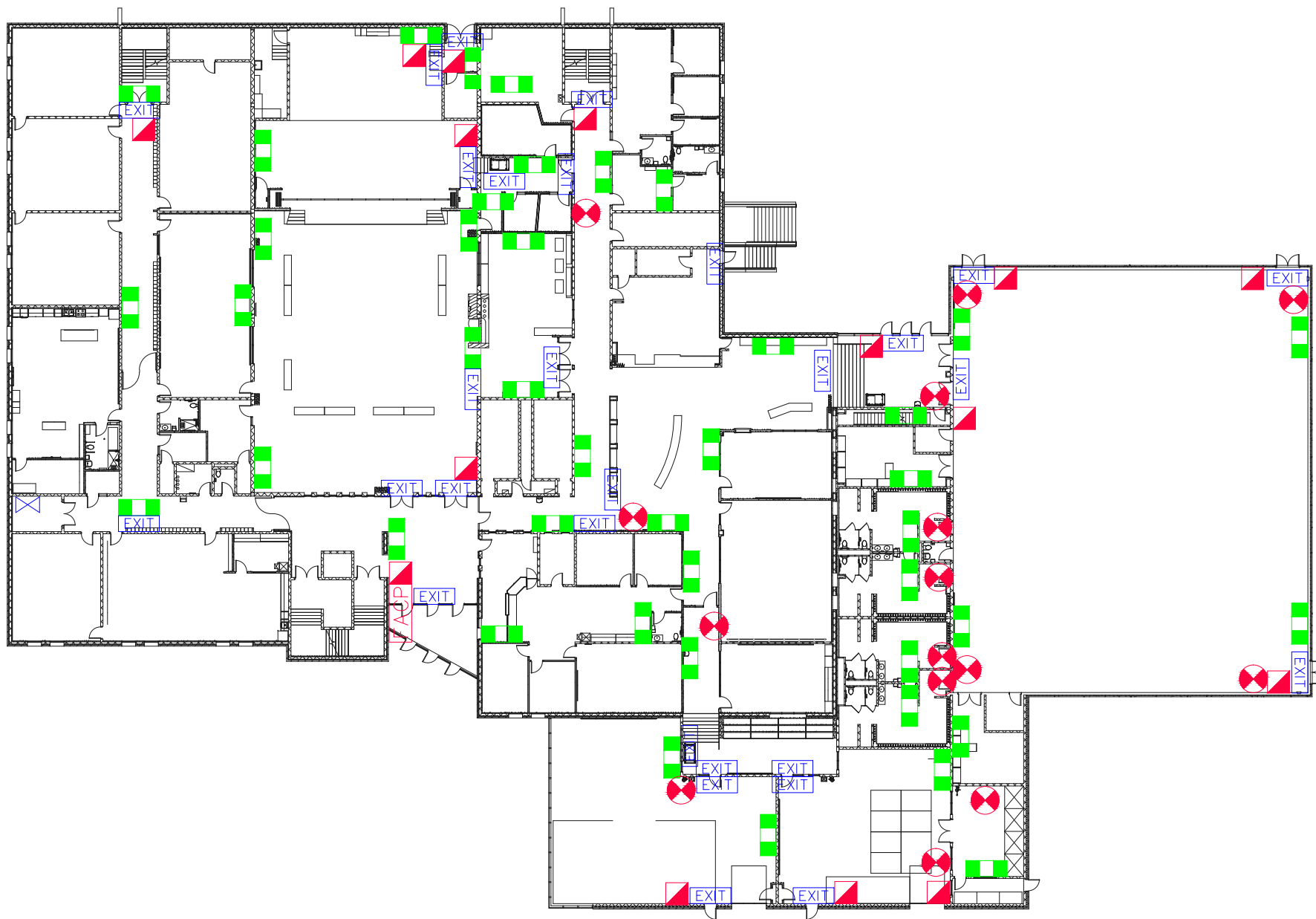
-  MAIN SPRINKLER VALVE, SPRINKLER HEADER & ALARM VALVE
-  FIRE DEPARTMENT CONNECTION
-  FIRE ALARM CONTROL PANEL
-  FIRE ALARM ANNUNCIATOR

-  CONTROL VALVE
-  EXIT SIGN
-  EMERGENCY LIGHTING
-  MANUAL PULL STATION
-  FIRE EXTINGUISHER










Project
COLE HARBOUR DISTRICT HIGH SCHOOL
 2 CHAMEAU CRESCENT
 COLE HARBOUR, NS

Drawing
FIRE MAINTENANCE DRAWING LEVEL 1

Drawing no.
FSM-1



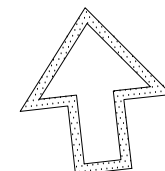
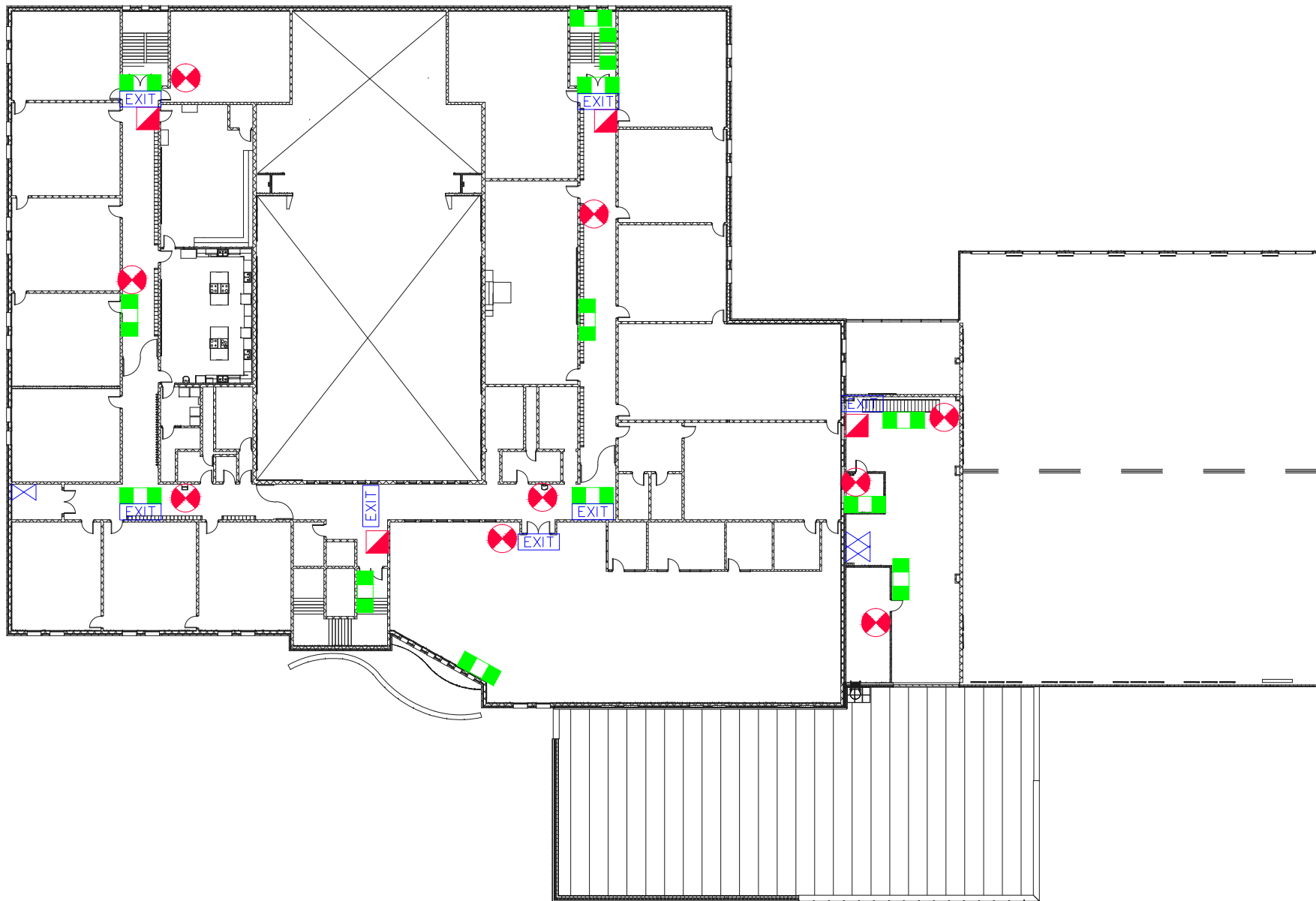
NORTH

LEGEND	
	MAIN SPRINKLER VALVE, SPRINKLER HEADER & ALARM VALVE
	FIRE DEPARTMENT CONNECTION
	FIRE ALARM CONTROL PANEL
	FIRE ALARM ANNUNCIATOR
	CONTROL VALVE
	EXIT SIGN
	EMERGENCY LIGHTING
	MANUAL PULL STATION
	FIRE EXTINGUISHER










Project
COLE HARBOUR DISTRICT HIGH SCHOOL
 2 CHAMEAU CRESCENT
 COLE HARBOUR, NS

Drawing
FIRE MAINTENANCE DRAWING LEVEL 2

Drawing no.
FSM-2



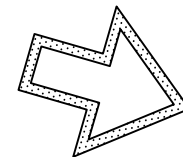
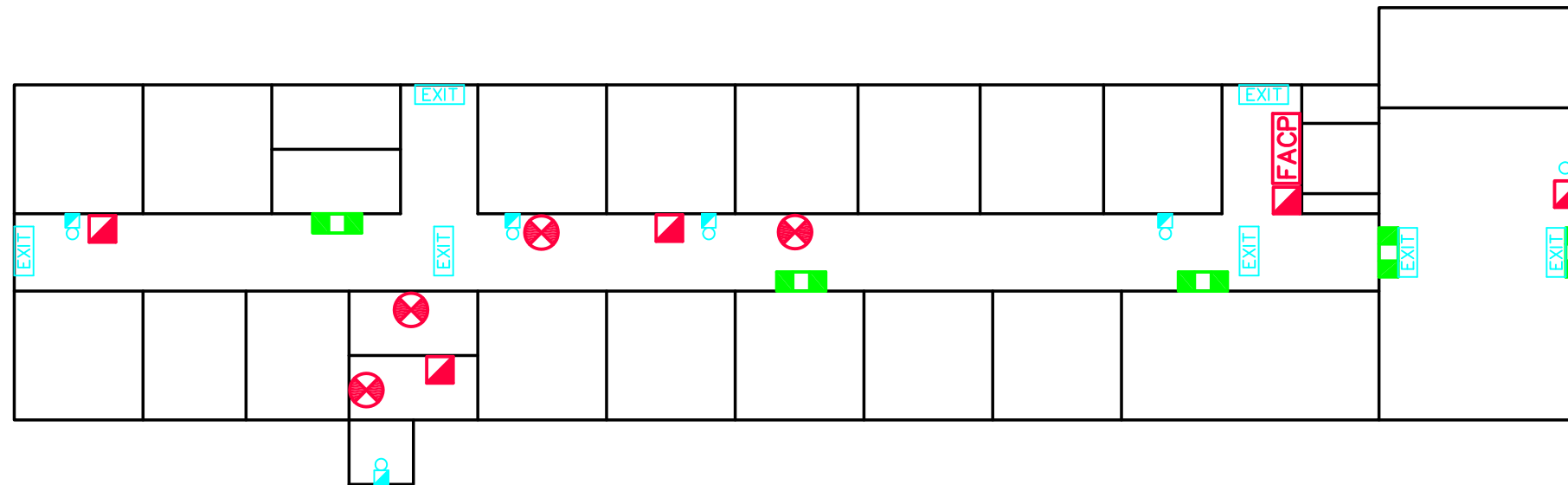
NORTH

LEGEND	
	MAIN SPRINKLER VALVE, SPRINKLER HEADER & ALARM VALVE
	FIRE DEPARTMENT CONNECTION
	FIRE ALARM CONTROL PANEL
	FIRE ALARM ANNUNCIATOR
	CONTROL VALVE
	EXIT SIGN
	EMERGENCY LIGHTING
	MANUAL PULL STATION
	FIRE EXTINGUISHER

Project
COLE HARBOUR DISTRICT HIGH SCHOOL
 2 CHAMEAU CRESCENT
 COLE HARBOUR, NS














Drawing
FIRE MAINTENANCE DRAWING LEVEL 3

Drawing no.
FSM-3



NORTH

LEGEND

	CONTROL VALVE		FIRE BLANKET
	MAIN SPRINKLER VALVE , SPRINKLER HEADER & ALARM VALVE		EXIT SIGN
	FIRE DEPARTMENT CONNECTION		FIRE ALARM BELL
	FIRE ALARM CONTROL PANEL		EMERGENCY LIGHTING
	MANUAL PULL STATION		FIRE ALARM ANNUNCIATOR
	FIRE EXTINGUISHER		FIRE DAMPER
			HOSE CONNECTION

Project

**COLONEL JOHN
STUART
ELEMENTARY
SCHOOL**

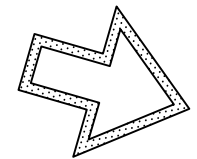
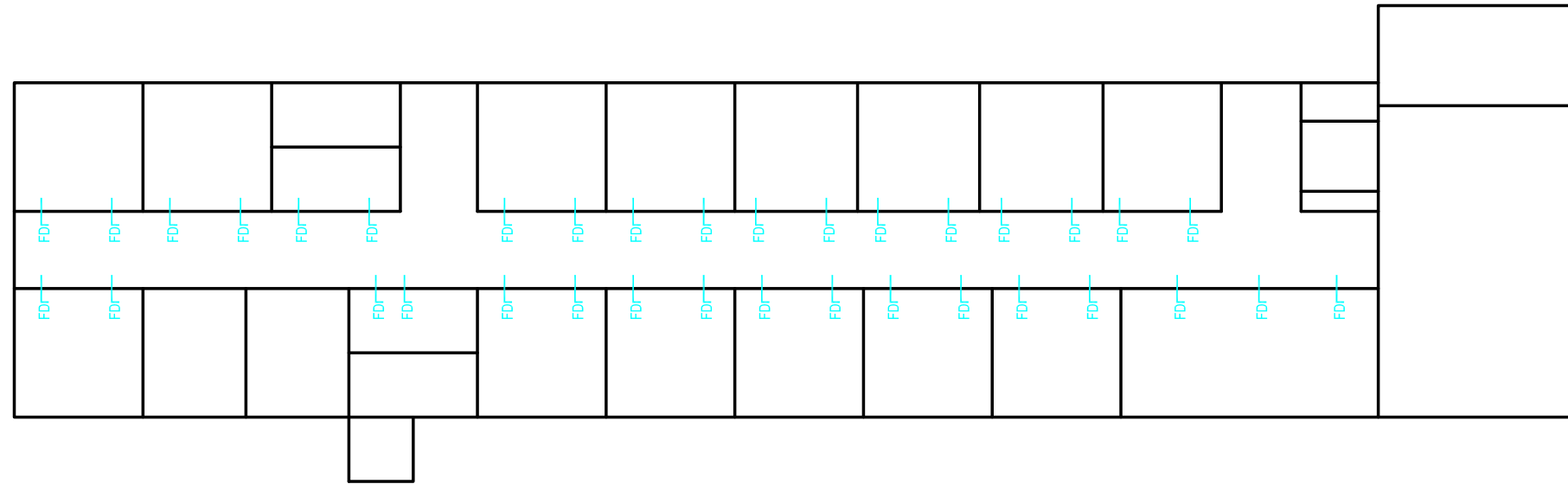
5 JOHN STEWART DRIVE
DARTMOUTH, NS

Drawing

**MAINTENANCE DRAWING
FIRST FLOOR**














Drawing no.

FSM-1



NORTH

LEGEND

 CONTROL VALVE	 FIRE BLANKET
 MAIN SPRINKLER VALVE , SPRINKLER HEADER & ALARM VALVE	 EXIT SIGN
 FIRE DEPARTMENT CONNECTION	 FIRE ALARM BELL
 FIRE ALARM CONTROL PANEL	 EMERGENCY LIGHTING
 MANUAL PULL STATION	 FIRE ALARM ANNUNCIATOR
 FIRE EXTINGUISHER	 FIRE DAMPER
	 HOSE CONNECTION

Project

**COLONEL JOHN
STUART
ELEMENTARY
SCHOOL**


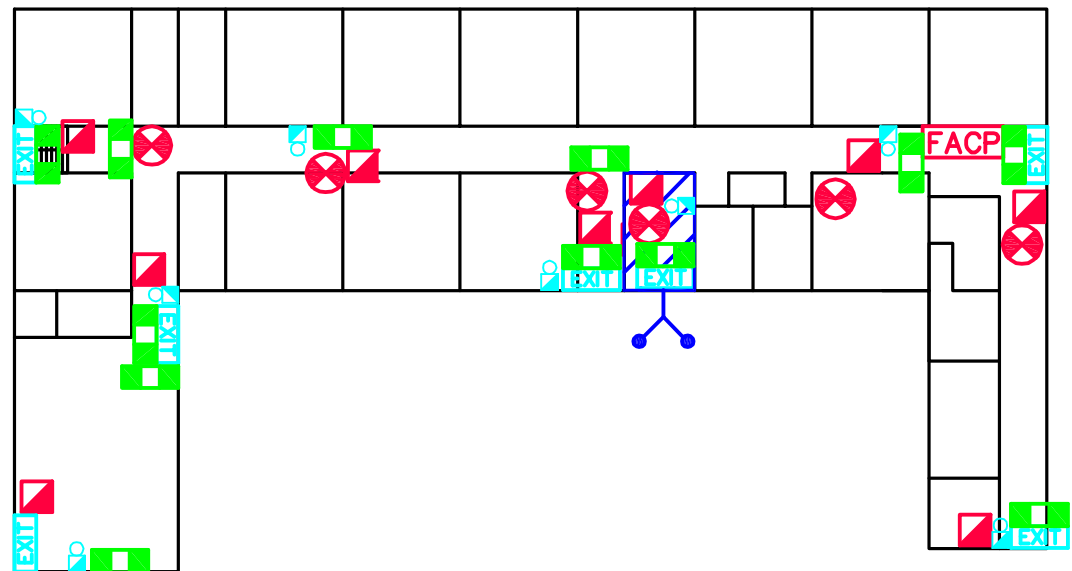
5 JOHN STEWART DRIVE
DARTMOUTH, NS

Drawing

**FIRE DAMPER DRAWING
FIRST FLOOR**














Drawing no.

FSM-2



NORTH

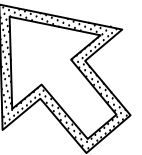
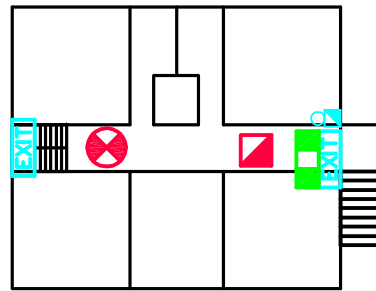
LEGEND

	CONTROL VALVE		FIRE BLANKET
	MAIN SPRINKLER VALVE , SPRINKLER HEADER & ALARM VALVE		EXIT SIGN
	FIRE DEPARTMENT CONNECTION		FIRE ALARM BELL
	FIRE ALARM CONTROL PANEL		EMERGENCY LIGHTING
	MANUAL PULL STATION		FIRE ALARM ANNUNCIATOR
	FIRE EXTINGUISHER		FIRE DAMPER
			HOSE CONNECTION

Project
**CRICHTON PARK
 ELEMENTARY
 SCHOOL**
 49 LYNGBY AVE.
 DARTMOUTH, NS














Drawing
**MAINTENANCE DRAWING
 FIRST FLOOR**

Drawing no.
FSM-1



NORTH

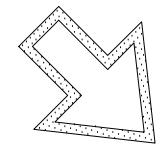
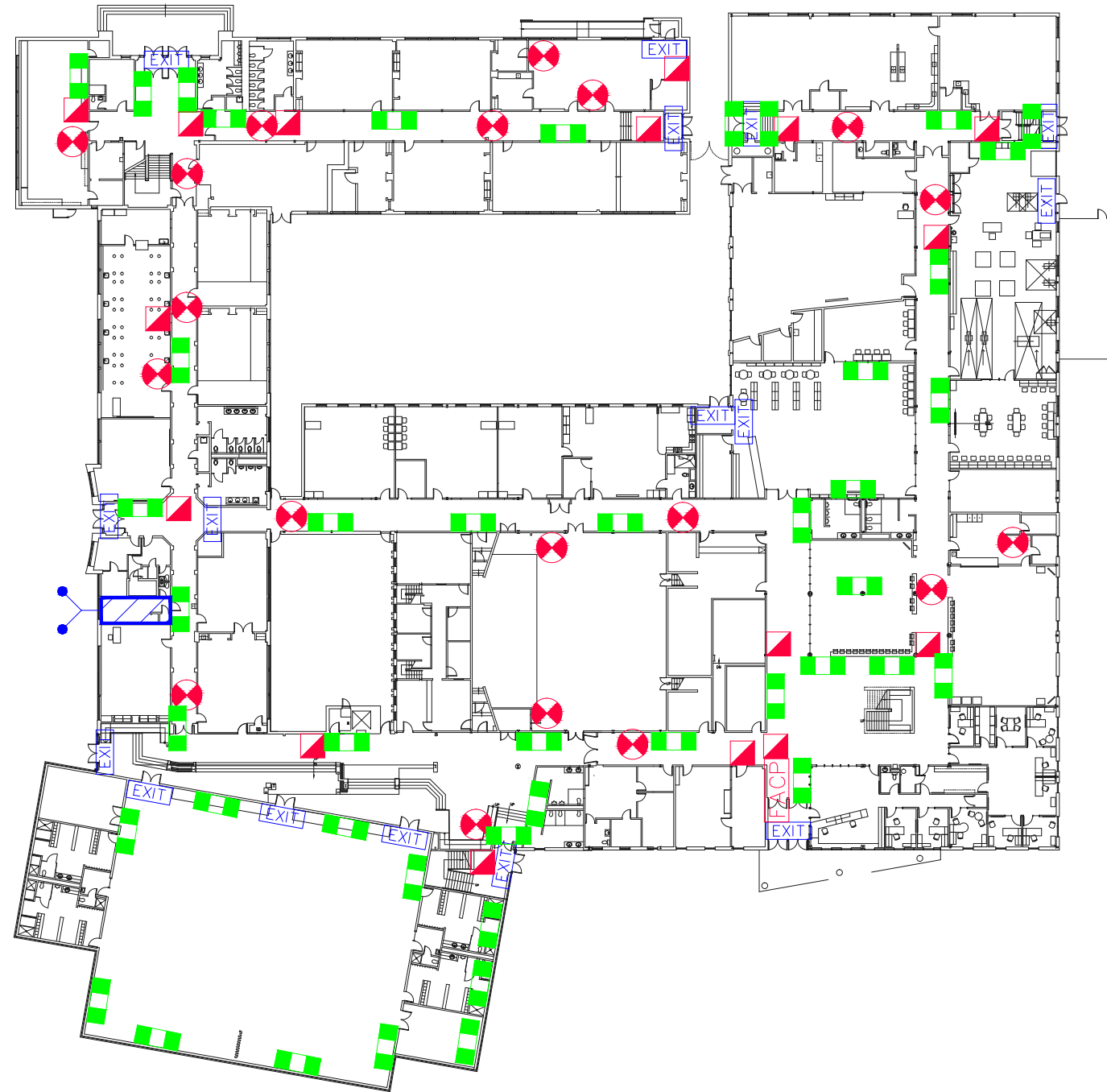
LEGEND

	CONTROL VALVE		FIRE BLANKET
	MAIN SPRINKLER VALVE , SPRINKLER HEADER & ALARM VALVE		EXIT SIGN
	FIRE DEPARTMENT CONNECTION		FIRE ALARM BELL
	FIRE ALARM CONTROL PANEL		EMERGENCY LIGHTING
	MANUAL PULL STATION		FIRE ALARM ANNUNCIATOR
	FIRE EXTINGUISHER		FIRE DAMPER
			HOSE CONNECTION










Project
**CRICHTON PARK
 ELEMENTARY
 SCHOOL**
 49 LYNGBY AVE.
 DARTMOUTH, NS

Drawing
**MAINTENANCE DRAWING
 SECOND FLOOR**

Drawing no.
FSM-2



NORTH

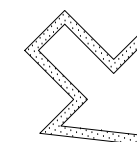
LEGEND	
	MAIN SPRINKLER VALVE, SPRINKLER HEADER & ALARM VALVE
	FIRE DEPARTMENT CONNECTION
	FIRE ALARM CONTROL PANEL
	FIRE ALARM ANNUNCIATOR
	CONTROL VALVE
	EXIT SIGN
	EMERGENCY LIGHTING
	MANUAL PULL STATION
	FIRE EXTINGUISHER

Project
**DARTMOUTH
HIGH SCHOOL**










95 VICTORIA ROAD
DARTMOUTH, NS

Drawing
**FIRE MAINTENANCE DRAWING
LEVEL 1**

Drawing no.
FSM-1



NORTH

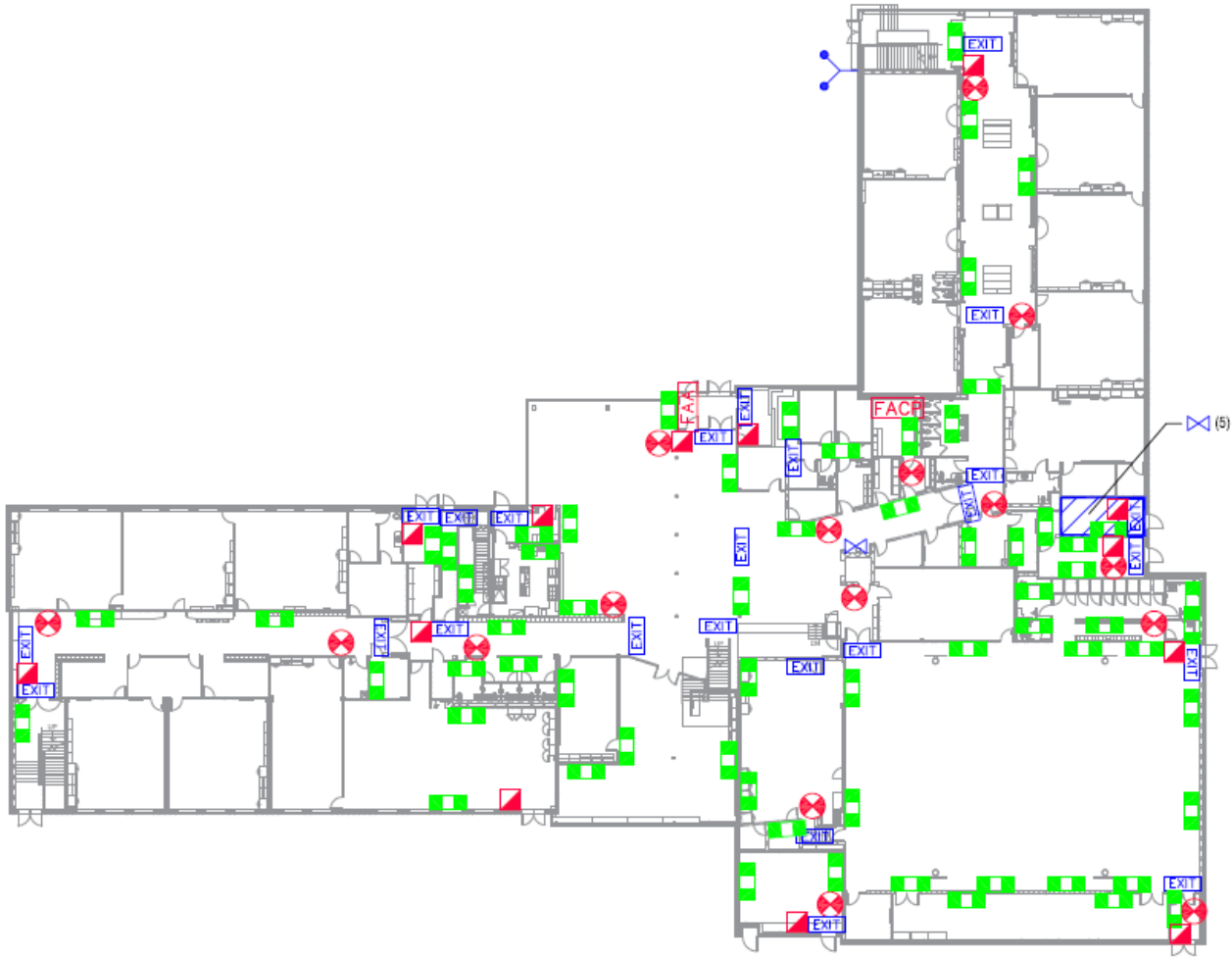
LEGEND	
	MAIN SPRINKLER VALVE, SPRINKLER HEADER & ALARM VALVE
	FIRE DEPARTMENT CONNECTION
	FIRE ALARM CONTROL PANEL
	FIRE ALARM ANNUNCIATOR
	CONTROL VALVE
	EXIT SIGN
	EMERGENCY LIGHTING
	MANUAL PULL STATION
	FIRE EXTINGUISHER

Project
**DARTMOUTH
HIGH SCHOOL**

95 VICTORIA ROAD
DARTMOUTH, NS

Drawing
**FIRE MAINTENANCE DRAWING
LEVEL 2**

Drawing no.
FSM-2











NORTH

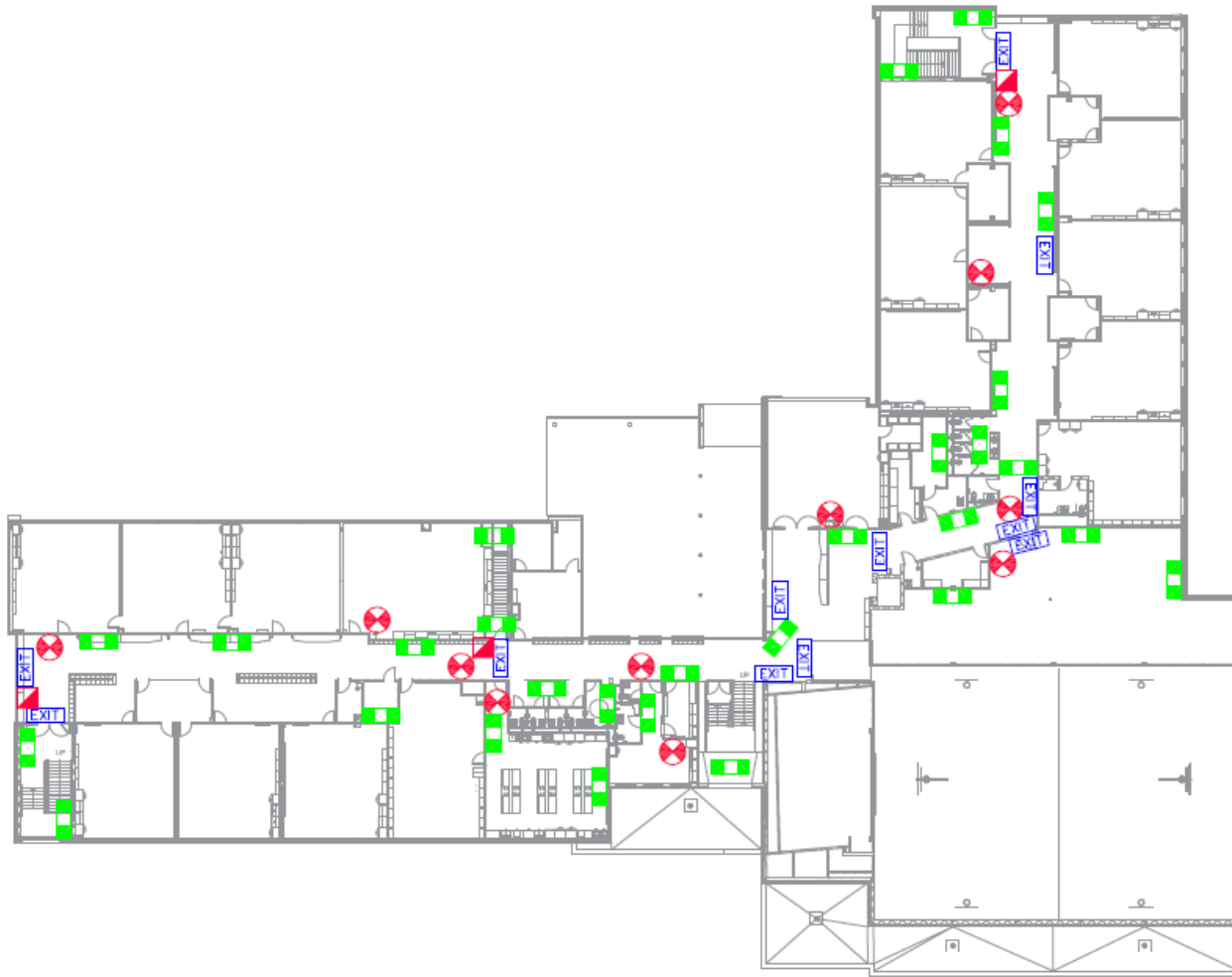
Project
DARTMOUTH SOUTH ACADEMY
 111 PRINCE ARTHUR AVENUE
 DARTMOUTH, NS

Drawing
**FIRE MAINTENANCE DRAWING
 LEVEL 1**










Drawing no.
FSM-1

LEGEND

	MAIN SPRINKLER VALVE , SPRINKLER HEADER & BACKFLOW PREVENTER		CONTROL VALVE
	FIRE DEPARTMENT CONNECTION		EXIT SIGN
	FIRE ALARM CONTROL PANEL		EMERGENCY LIGHTING
	FIRE ALARM ANNUNCIATOR		MANUAL PULL STATION
			FIRE EXTINGUISHER




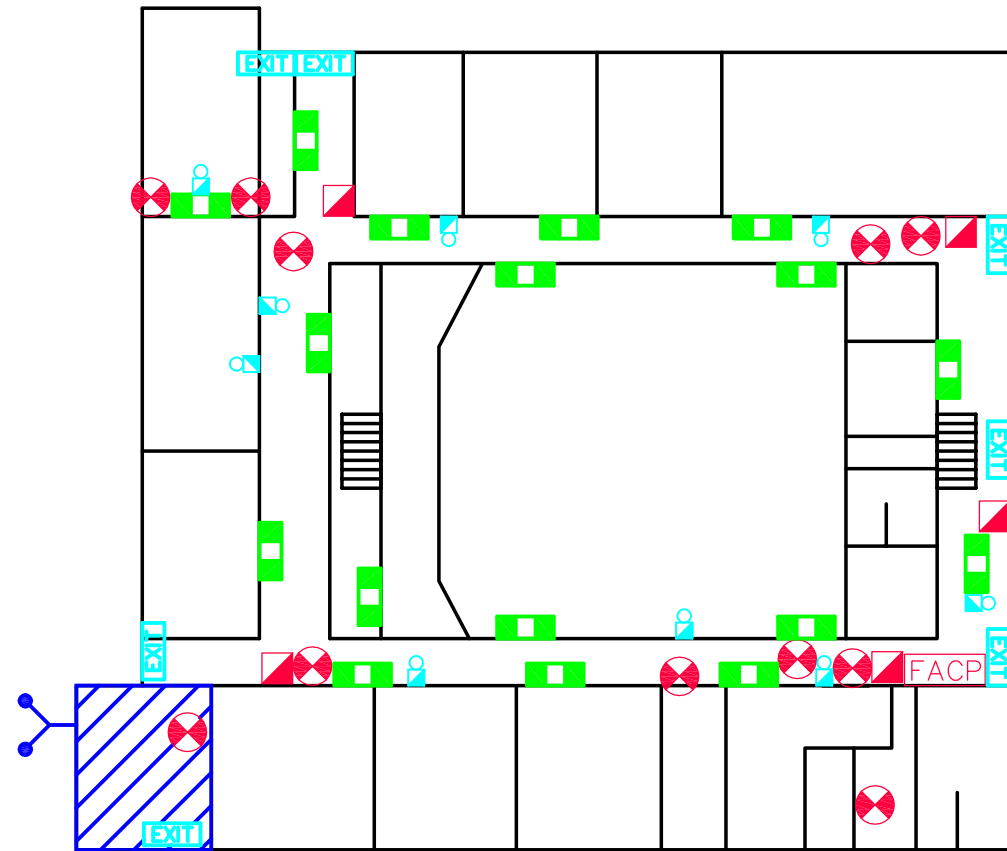
NORTH

LEGEND	
	MAIN SPRINKLER VALVE , SPRINKLER HEADER & BACKFLOW PREVENTER
	FIRE DEPARTMENT CONNECTION
	FIRE ALARM CONTROL PANEL
	FIRE ALARM ANNUNCIATOR
	CONTROL VALVE
	EXIT SIGN
	EMERGENCY LIGHTING
	MANUAL PULL STATION
	FIRE EXTINGUISHER

Project
DARTMOUTH SOUTH ACADEMY
 111 PRINCE ARTHUR AVENUE
 DARTMOUTH, NS














Drawing
**FIRE MAINTENANCE DRAWING
 LEVEL 2**

Drawing no.
FSM-2



NORTH

LEGEND

	CONTROL VALVE		FIRE BLANKET
	MAIN SPRINKLER VALVE , SPRINKLER HEADER & ALARM VALVE		EXIT SIGN
	FIRE DEPARTMENT CONNECTION		FIRE ALARM BELL
	FIRE ALARM CONTROL PANEL		EMERGENCY LIGHTING
	MANUAL PULL STATION		FIRE ALARM ANNUNCIATOR
	FIRE EXTINGUISHER		FIRE DAMPER
			HOSE CONNECTION

Project

**ELLENVALE JUNIOR
HIGH SCHOOL**


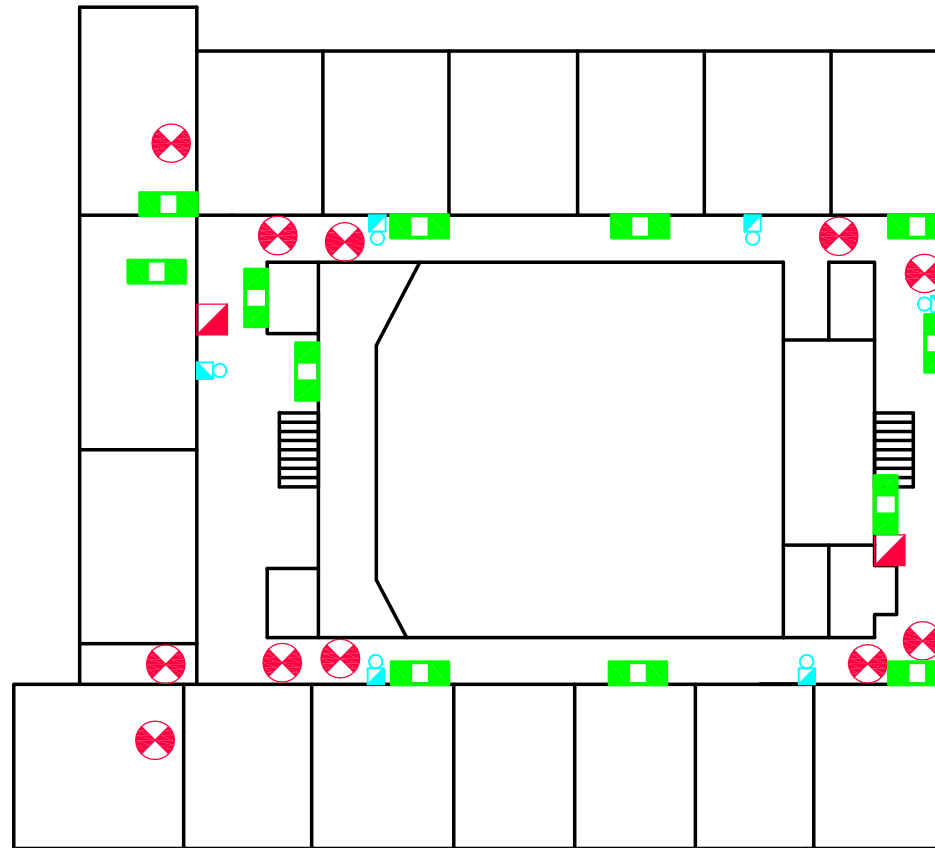
88 BELLE VISTA DR.
DARTMOUTH, NS

Drawing

**MAINTENANCE DRAWING
FIRST FLOOR**













Drawing no.

FSM-1



NORTH

LEGEND

 CONTROL VALVE	 FIRE BLANKET
 MAIN SPRINKLER VALVE , SPRINKLER HEADER & ALARM VALVE	 EXIT EXIT SIGN
 FIRE DEPARTMENT CONNECTION	 FIRE ALARM BELL
 FACP FIRE ALARM CONTROL PANEL	 FAA FIRE ALARM ANNUNCIATOR
 MANUAL PULL STATION	 FDr FIRE DAMPER
 FIRE EXTINGUISHER	 HC HOSE CONNECTION

Project

**ELLENVALE JUNIOR
HIGH SCHOOL**


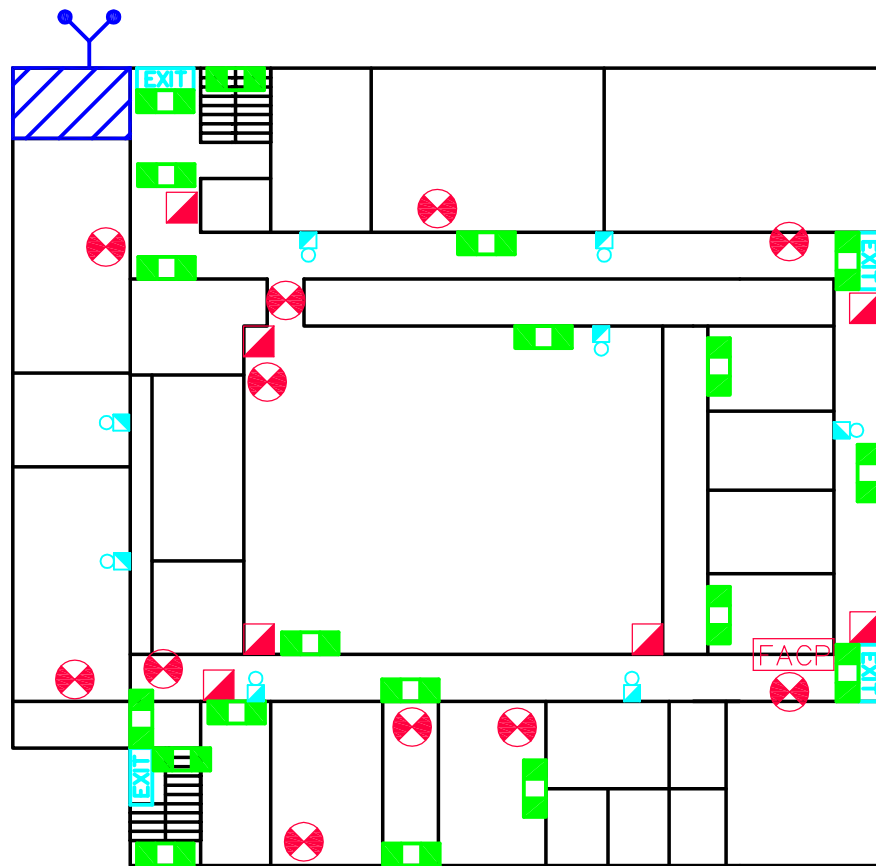
88 BELLE VISTA DR.
DARTMOUTH, NS

Drawing

**MAINTENANCE DRAWING
SECOND FLOOR**














Drawing no.

FSM-2



NORTH

LEGEND

	CONTROL VALVE		FIRE BLANKET
	MAIN SPRINKLER VALVE , SPRINKLER HEADER & ALARM VALVE		EXIT SIGN
	FIRE DEPARTMENT CONNECTION		FIRE ALARM BELL
	FIRE ALARM CONTROL PANEL		EMERGENCY LIGHTING
	MANUAL PULL STATION		FIRE ALARM ANNUNCIATOR
	FIRE EXTINGUISHER		FIRE DAMPER
			HOSE CONNECTION

Project

**ERIC GRAVES
MEMORIAL JUNIOR
HIGH SCHOOL**


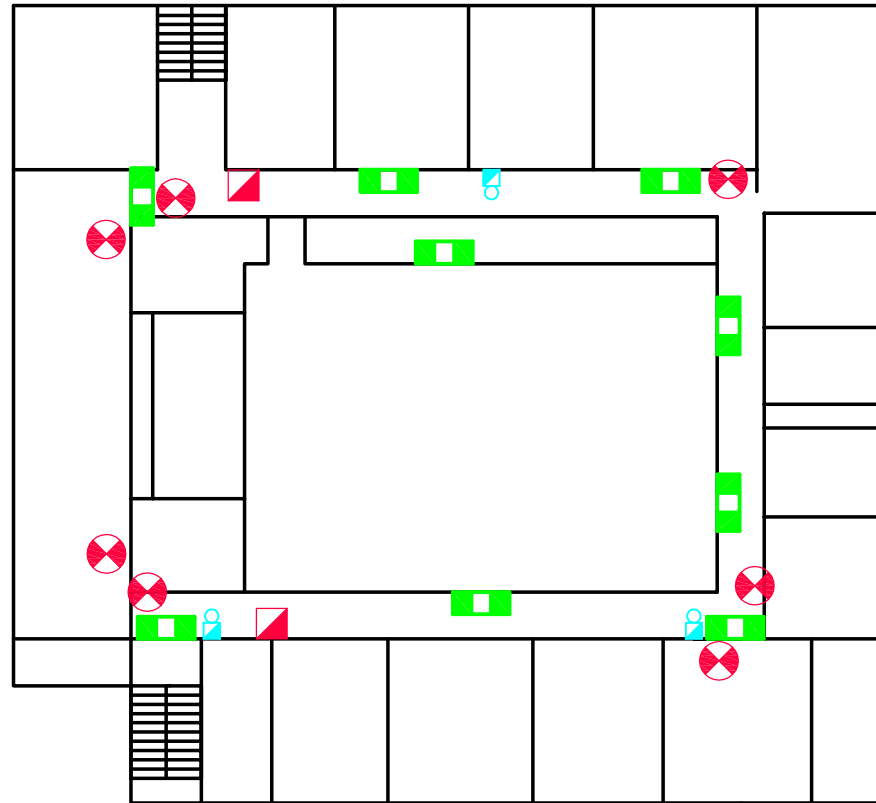
70 DOROTHEA DR.
DARTMOUTH, NS

Drawing

**MAINTENANCE DRAWING
FIRST FLOOR**














Drawing no.

FSM-1



NORTH

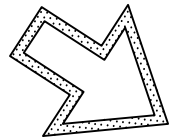
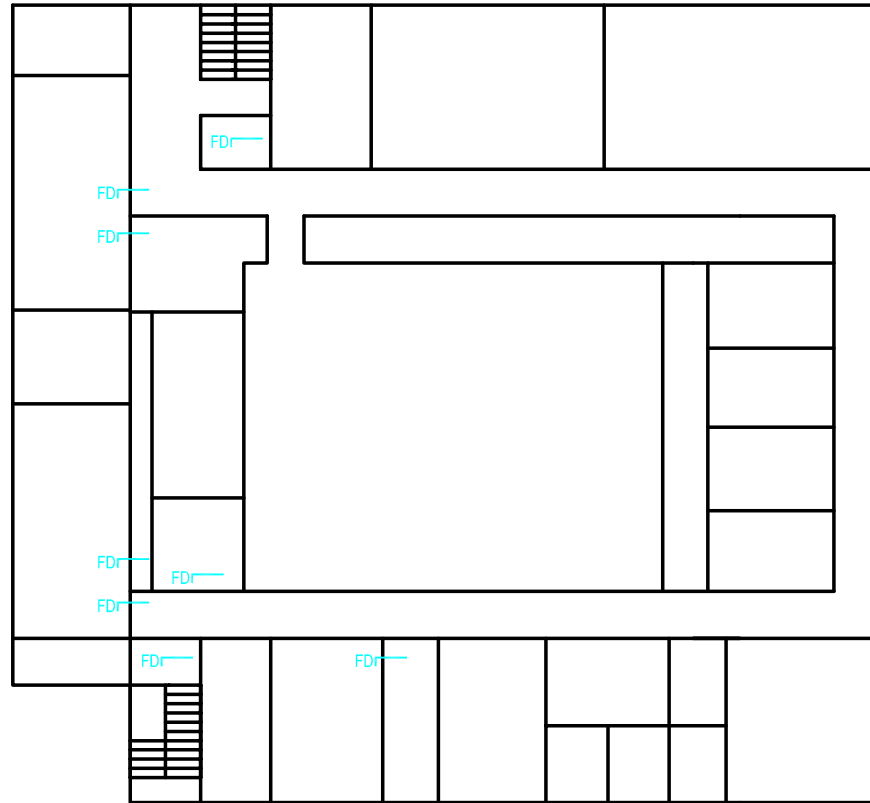
LEGEND

 CONTROL VALVE	 FIRE BLANKET
 MAIN SPRINKLER VALVE, SPRINKLER HEADER & ALARM VALVE	 EXIT SIGN
 FIRE DEPARTMENT CONNECTION	 FIRE ALARM BELL
 FIRE ALARM CONTROL PANEL	 EMERGENCY LIGHTING
 MANUAL PULL STATION	 FIRE ALARM ANNUNCIATOR
 FIRE EXTINGUISHER	 FIRE DAMPER
	 HOSE CONNECTION

Project
**ERIC GRAVES
 MEMORIAL JUNIOR
 HIGH SCHOOL**
 70 DOROTHEA DR.
 DARTMOUTH, NS














Drawing
**MAINTENANCE DRAWING
 SECOND FLOOR**

Drawing no.
FSM-2



NORTH

LEGEND

 CONTROL VALVE	 FIRE BLANKET
 MAIN SPRINKLER VALVE , SPRINKLER HEADER & ALARM VALVE	 EXIT EXIT SIGN
 FIRE DEPARTMENT CONNECTION	 FIRE ALARM BELL
 FACP FIRE ALARM CONTROL PANEL	 EMERGENCY LIGHTING
 MANUAL PULL STATION	 FAA FIRE ALARM ANNUNCIATOR
 FIRE EXTINGUISHER	 FDr FIRE DAMPER
	 HC HOSE CONNECTION

Project

**ERIC GRAVES
MEMORIAL JUNIOR
HIGH SCHOOL**

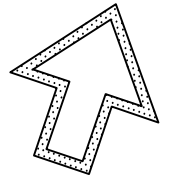
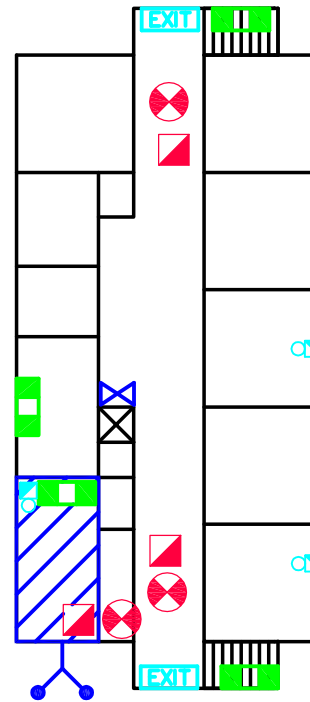
70 DOROTHEA DR.
DARTMOUTH, NS

Drawing

**FIRE DAMPER DRAWING
FIRST FLOOR**














Drawing no.

FSM-3



NORTH

LEGEND

	CONTROL VALVE		FIRE BLANKET
	MAIN SPRINKLER VALVE , SPRINKLER HEADER & ALARM VALVE		EXIT SIGN
	FIRE DEPARTMENT CONNECTION		FIRE ALARM BELL
	FIRE ALARM CONTROL PANEL		EMERGENCY LIGHTING
	MANUAL PULL STATION		FIRE ALARM ANNUNCIATOR
	FIRE EXTINGUISHER		FIRE DAMPER
			HOSE CONNECTION

Project

**GEORGE BISSET
ELEMENTARY
SCHOOL**

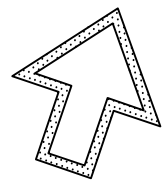
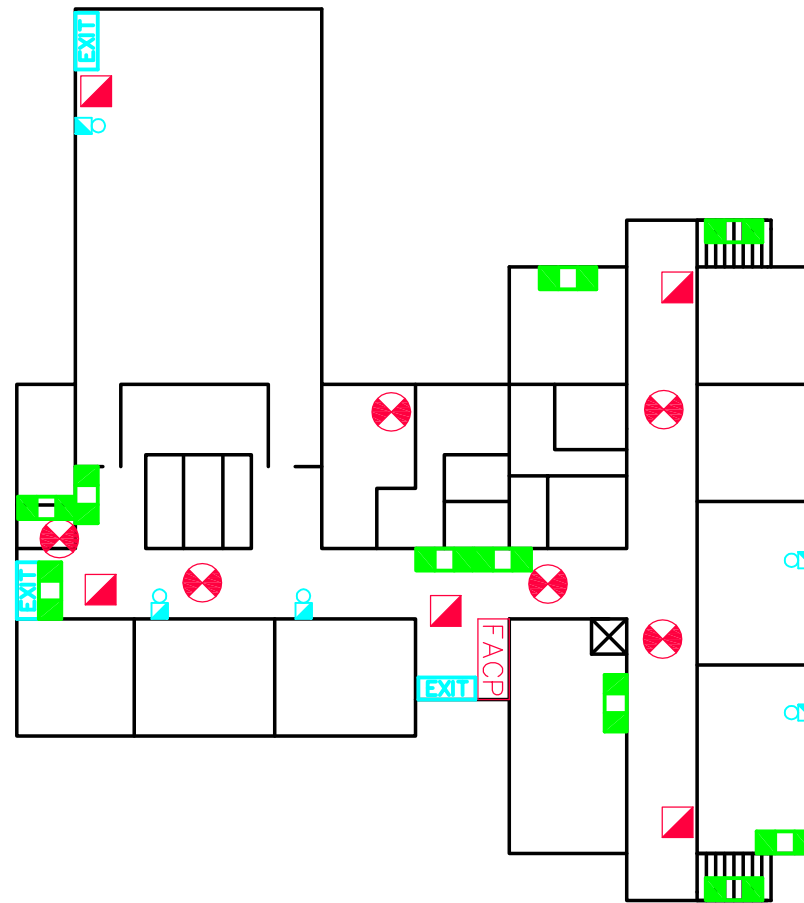
170 ARKLOW DR.
DARTMOUTH, NS

Drawing

**MAINTENANCE DRAWING
FIRST FLOOR**














Drawing no.

FSM-1



NORTH

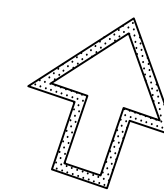
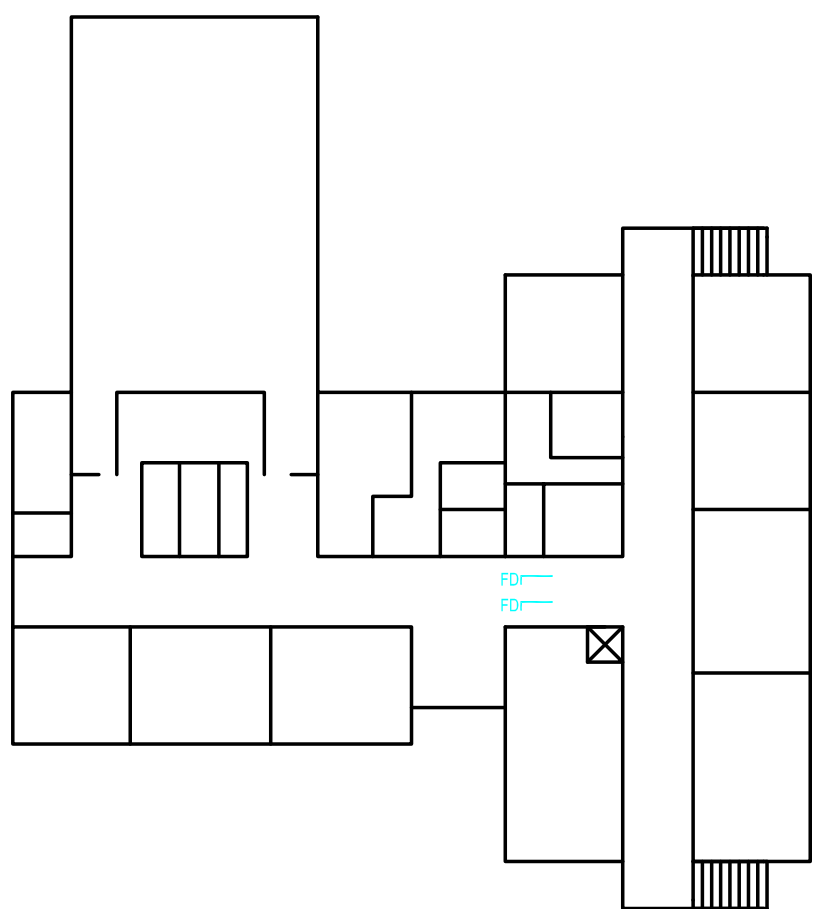
LEGEND

 CONTROL VALVE	 FIRE BLANKET
 MAIN SPRINKLER VALVE , SPRINKLER HEADER & ALARM VALVE	 EXIT SIGN
 FIRE DEPARTMENT CONNECTION	 FIRE ALARM BELL
 FIRE ALARM CONTROL PANEL	 EMERGENCY LIGHTING
 MANUAL PULL STATION	 FIRE ALARM ANNUNCIATOR
 FIRE EXTINGUISHER	 FIRE DAMPER
	 HOSE CONNECTION

Project
**GEORGE BISSET
 ELEMENTARY
 SCHOOL**
 170 ARKLOW DR.
 DARTMOUTH, NS














Drawing
**MAINTENANCE DRAWING
 SECOND FLOOR**

Drawing no.
FSM-2



NORTH

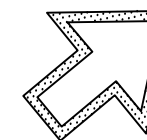
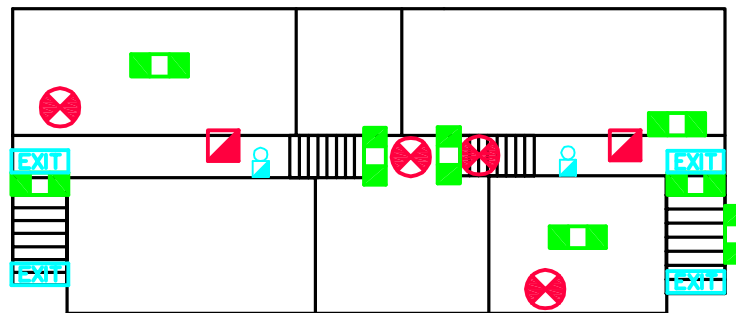
LEGEND

 CONTROL VALVE	 FIRE BLANKET
 MAIN SPRINKLER VALVE , SPRINKLER HEADER & ALARM VALVE	 EXIT EXIT SIGN
 FIRE DEPARTMENT CONNECTION	 FIRE ALARM BELL
 FACP FIRE ALARM CONTROL PANEL	 EMERGENCY LIGHTING
 MANUAL PULL STATION	 FAA FIRE ALARM ANNUNCIATOR
 FIRE EXTINGUISHER	 FDr FIRE DAMPER
	 HC HOSE CONNECTION

Project
**GEORGE BISSET
 ELEMENTARY
 SCHOOL**
 170 ARKLOW DR.
 DARTMOUTH, NS














Drawing
**FIRE DAMPER DRAWING
 SECOND FLOOR**

Drawing no.
FSM-3



NORTH

LEGEND

	CONTROL VALVE		FIRE BLANKET
	MAIN SPRINKLER VALVE , SPRINKLER HEADER & ALARM VALVE		EXIT SIGN
	FIRE DEPARTMENT CONNECTION		FIRE ALARM BELL
	FIRE ALARM CONTROL PANEL		EMERGENCY LIGHTING
	MANUAL PULL STATION		FIRE ALARM ANNUNCIATOR
	FIRE EXTINGUISHER		FIRE DAMPER
			HOSE CONNECTION

Project

**HARBOUR VIEW
ELEMENTARY
SCHOOL**


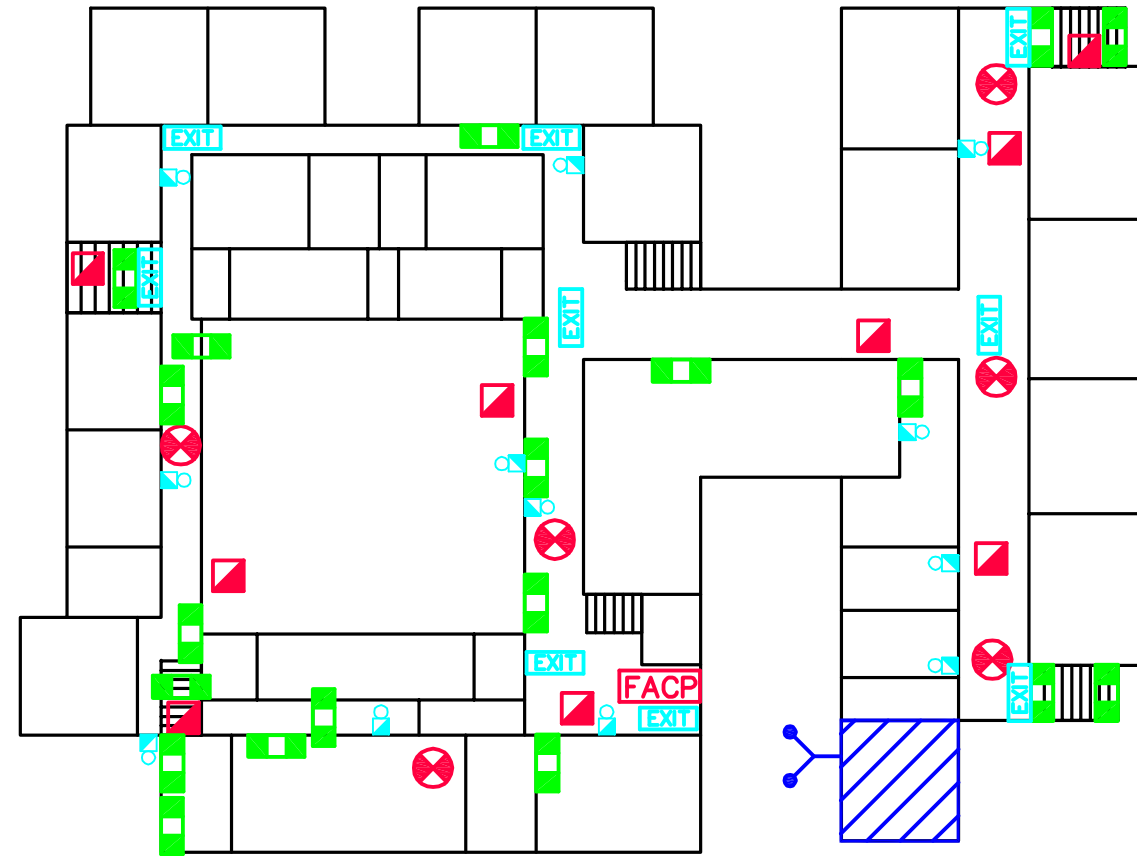
25 ALFRED ST.
DARTMOUTH, NS

Drawing

**MAINTENANCE DRAWING
FIRST FLOOR**














Drawing no.

FSM-1



NORTH

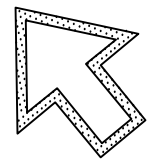
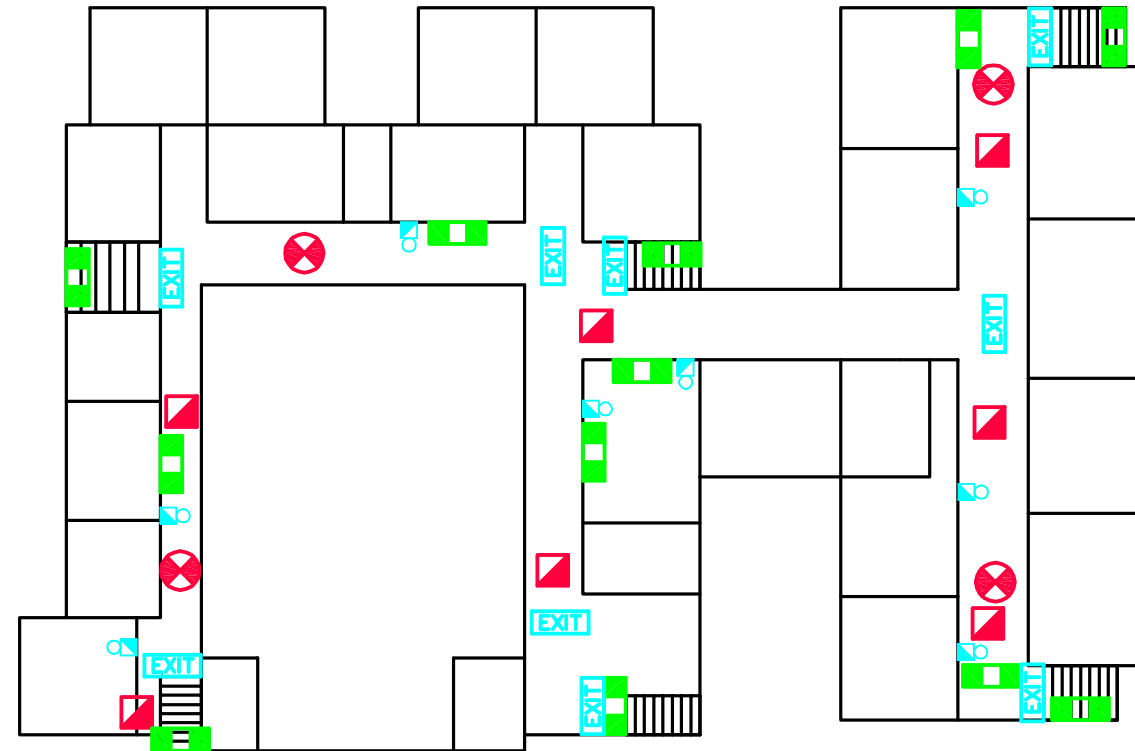
LEGEND

	CONTROL VALVE		FIRE BLANKET
	MAIN SPRINKLER VALVE , SPRINKLER HEADER & ALARM VALVE		EXIT SIGN
	FIRE DEPARTMENT CONNECTION		FIRE ALARM BELL
	FIRE ALARM CONTROL PANEL		EMERGENCY LIGHTING
	MANUAL PULL STATION		FIRE ALARM ANNUNCIATOR
	FIRE EXTINGUISHER		FIRE DAMPER
			HOSE CONNECTION

Project
**HARBOUR VIEW
 ELEMENTARY
 SCHOOL**
 25 ALFRED ST.
 DARTMOUTH, NS

Drawing
**MAINTENANCE DRAWING
 SECOND FLOOR**

Drawing no.
FSM-2



NORTH

LEGEND

	CONTROL VALVE		FIRE BLANKET
	MAIN SPRINKLER VALVE , SPRINKLER HEADER & ALARM VALVE		EXIT SIGN
	FIRE DEPARTMENT CONNECTION		FIRE ALARM BELL
	FIRE ALARM CONTROL PANEL		EMERGENCY LIGHTING
	MANUAL PULL STATION		FIRE ALARM ANNUNCIATOR
	FIRE EXTINGUISHER		FIRE DAMPER
			HOSE CONNECTION

Project

**HARBOUR VIEW
ELEMENTARY
SCHOOL**

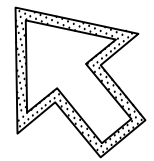
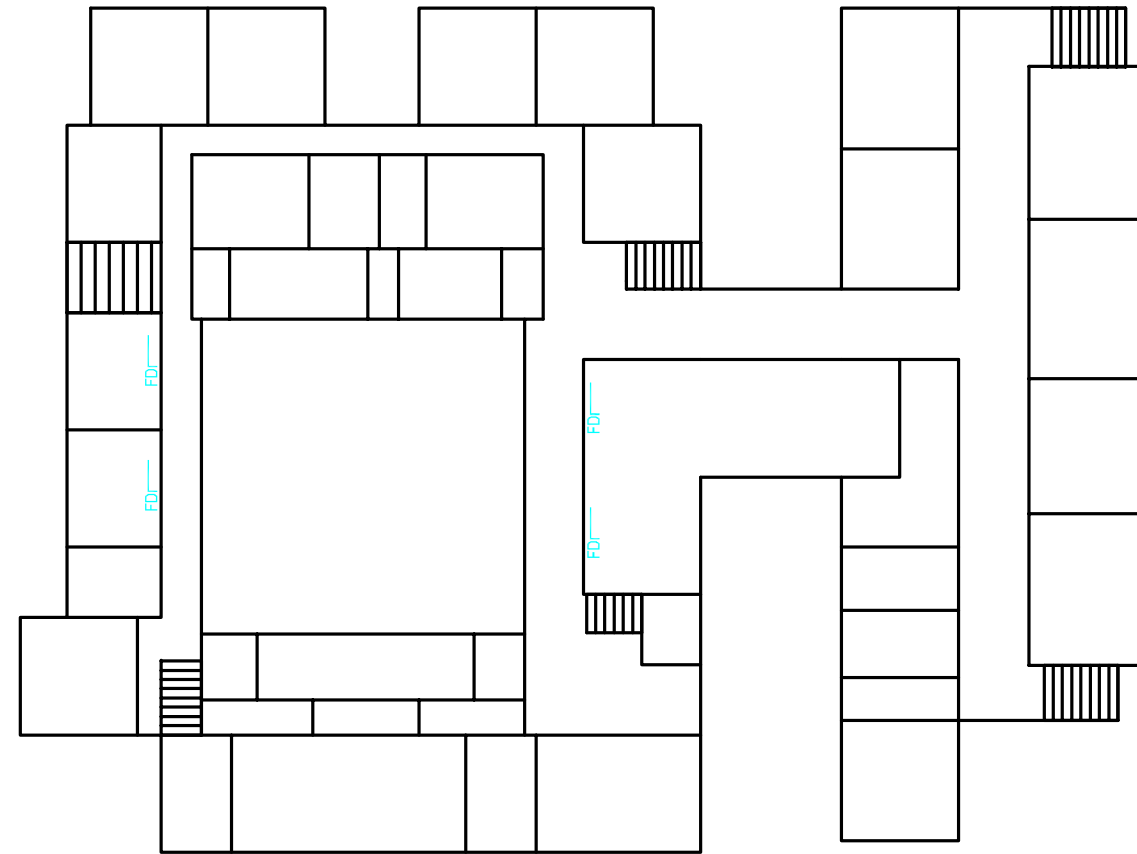
25 ALFRED ST.
DARTMOUTH, NS

Drawing

**MAINTENANCE DRAWING
THIRD FLOOR**














Drawing no.

FSM-3



NORTH

LEGEND

	CONTROL VALVE		FIRE BLANKET
	MAIN SPRINKLER VALVE , SPRINKLER HEADER & ALARM VALVE		EXIT SIGN
	FIRE DEPARTMENT CONNECTION		FIRE ALARM BELL
	FIRE ALARM CONTROL PANEL		EMERGENCY LIGHTING
	MANUAL PULL STATION		FIRE ALARM ANNUNCIATOR
	FIRE EXTINGUISHER		FIRE DAMPER
			HOSE CONNECTION

Project

**HARBOUR VIEW
ELEMENTARY
SCHOOL**

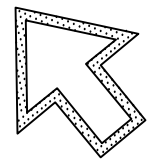
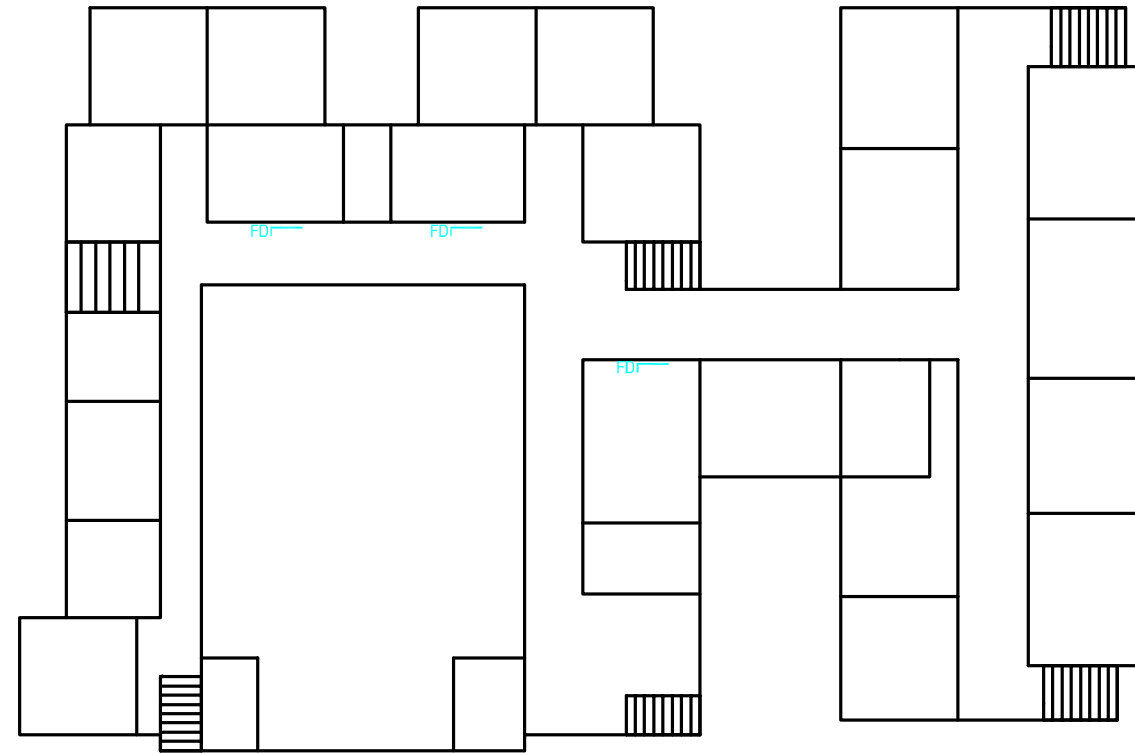
25 ALFRED ST.
DARTMOUTH, NS

Drawing

**FIRE DAMPER DRAWING
SECOND FLOOR**

Drawing no.

FSM-4
















NORTH


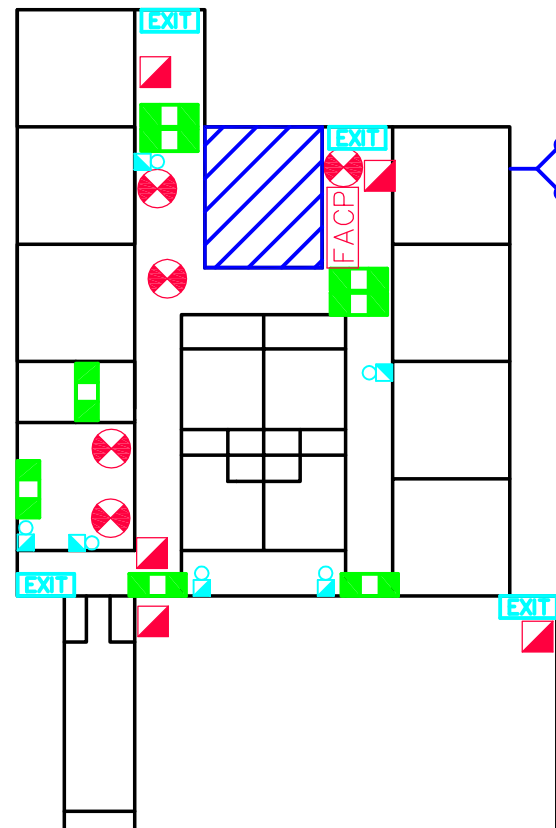
Project
**HARBOUR VIEW
 ELEMENTARY
 SCHOOL**
 25 ALFRED ST.
 DARTMOUTH, NS

Drawing
**FIRE DAMPER DRAWING
 THIRD FLOOR**

Drawing no.
FSM-5














LEGEND

 CONTROL VALVE	 FIRE BLANKET
 MAIN SPRINKLER VALVE , SPRINKLER HEADER & ALARM VALVE	 EXIT EXIT SIGN
 FIRE DEPARTMENT CONNECTION	 FIRE ALARM BELL
 FIRE ALARM CONTROL PANEL	 EMERGENCY LIGHTING
 MANUAL PULL STATION	 FIRE ALARM ANNUNCIATOR
 FIRE EXTINGUISHER	 FIRE DAMPER
	 HOSE CONNECTION



NORTH

LEGEND

	CONTROL VALVE		FIRE BLANKET
	MAIN SPRINKLER VALVE , SPRINKLER HEADER & ALARM VALVE		EXIT SIGN
	FIRE DEPARTMENT CONNECTION		FIRE ALARM BELL
	FIRE ALARM CONTROL PANEL		EMERGENCY LIGHTING
	MANUAL PULL STATION		FIRE ALARM ANNUNCIATOR
	FIRE EXTINGUISHER		FIRE DAMPER
			HOSE CONNECTION

Project

**HAWTHORN
ELEMENTARY
SCHOOL**


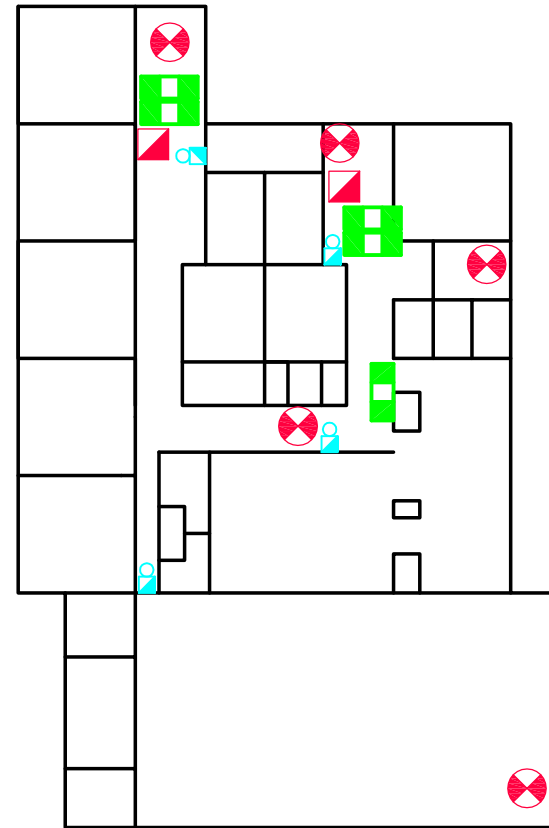
10 HAWTHORNE ST.
DARTMOUTH, NS

Drawing

**MAINTENANCE DRAWING
FIRST FLOOR**














Drawing no.

FSM-1



NORTH

LEGEND

	CONTROL VALVE		FIRE BLANKET
	MAIN SPRINKLER VALVE , SPRINKLER HEADER & ALARM VALVE		EXIT SIGN
	FIRE DEPARTMENT CONNECTION		FIRE ALARM BELL
	FIRE ALARM CONTROL PANEL		EMERGENCY LIGHTING
	MANUAL PULL STATION		FIRE ALARM ANNUNCIATOR
	FIRE EXTINGUISHER		FIRE DAMPER
			HOSE CONNECTION

Project

**HAWTHORN
ELEMENTARY
SCHOOL**


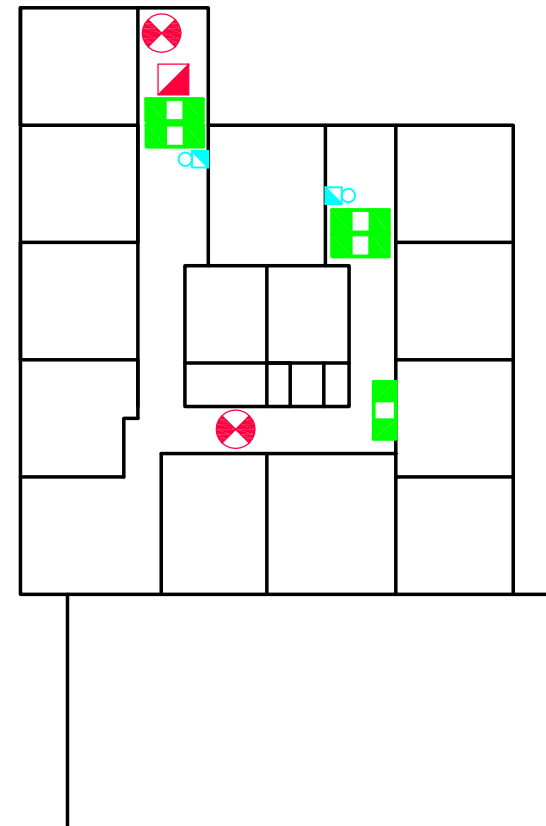
10 HAWTHORNE ST.
DARTMOUTH, NS

Drawing

**MAINTENANCE DRAWING
SECOND FLOOR**

Drawing no.

FSM-2



NORTH

LEGEND

	CONTROL VALVE		FIRE BLANKET
	MAIN SPRINKLER VALVE , SPRINKLER HEADER & ALARM VALVE		EXIT SIGN
	FIRE DEPARTMENT CONNECTION		FIRE ALARM BELL
	FIRE ALARM CONTROL PANEL		EMERGENCY LIGHTING
	MANUAL PULL STATION		FIRE ALARM ANNUNCIATOR
	FIRE EXTINGUISHER		FIRE DAMPER
			HOSE CONNECTION

Project

**HAWTHORN
ELEMENTARY
SCHOOL**

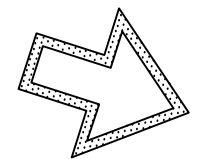
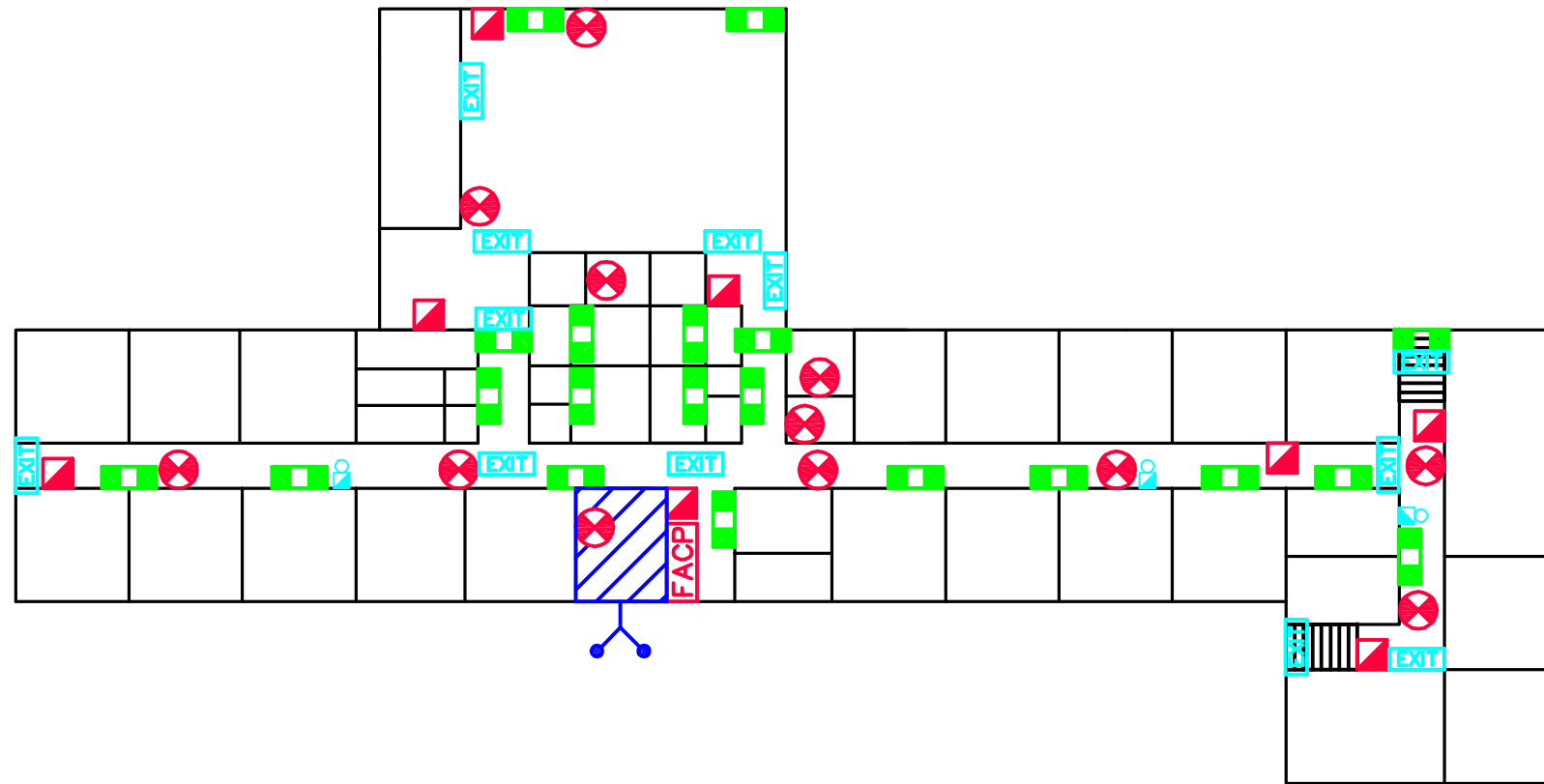
10 HAWTHORNE ST.
DARTMOUTH, NS

Drawing

**MAINTENANCE DRAWING
THIRD FLOOR**














Drawing no.

FSM-3



NORTH

LEGEND

	CONTROL VALVE		FIRE BLANKET
	MAIN SPRINKLER VALVE , SPRINKLER HEADER & ALARM VALVE		EXIT SIGN
	FIRE DEPARTMENT CONNECTION		FIRE ALARM BELL
	FIRE ALARM CONTROL PANEL		EMERGENCY LIGHTING
	MANUAL PULL STATION		FIRE ALARM ANNUNCIATOR
	FIRE EXTINGUISHER		FIRE DAMPER
			HOSE CONNECTION

Project

**IAN FORSYTH
ELEMENTARY
SCHOOL**


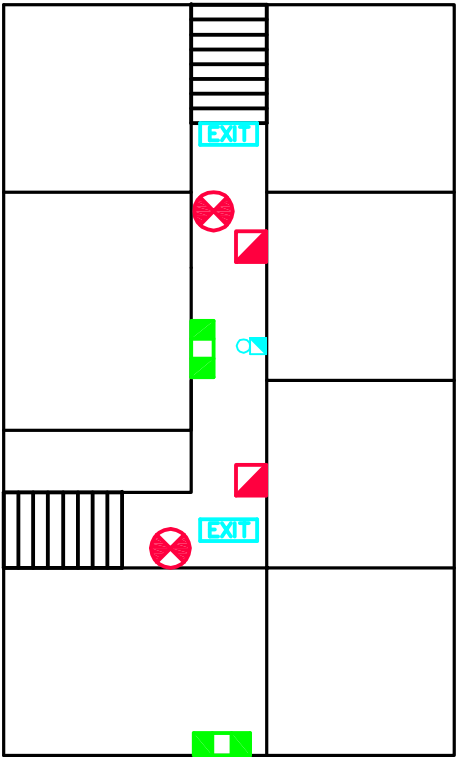
22 GLENCOE DR.
DARTMOUTH, NS

Drawing

**MAINTENANCE DRAWING
FIRST FLOOR**

Drawing no.

FSM-1



NORTH

Project

**IAN FORSYTH
ELEMENTARY
SCHOOL**

*22 GLENCOE DR.
DARTMOUTH, NS*














Drawing

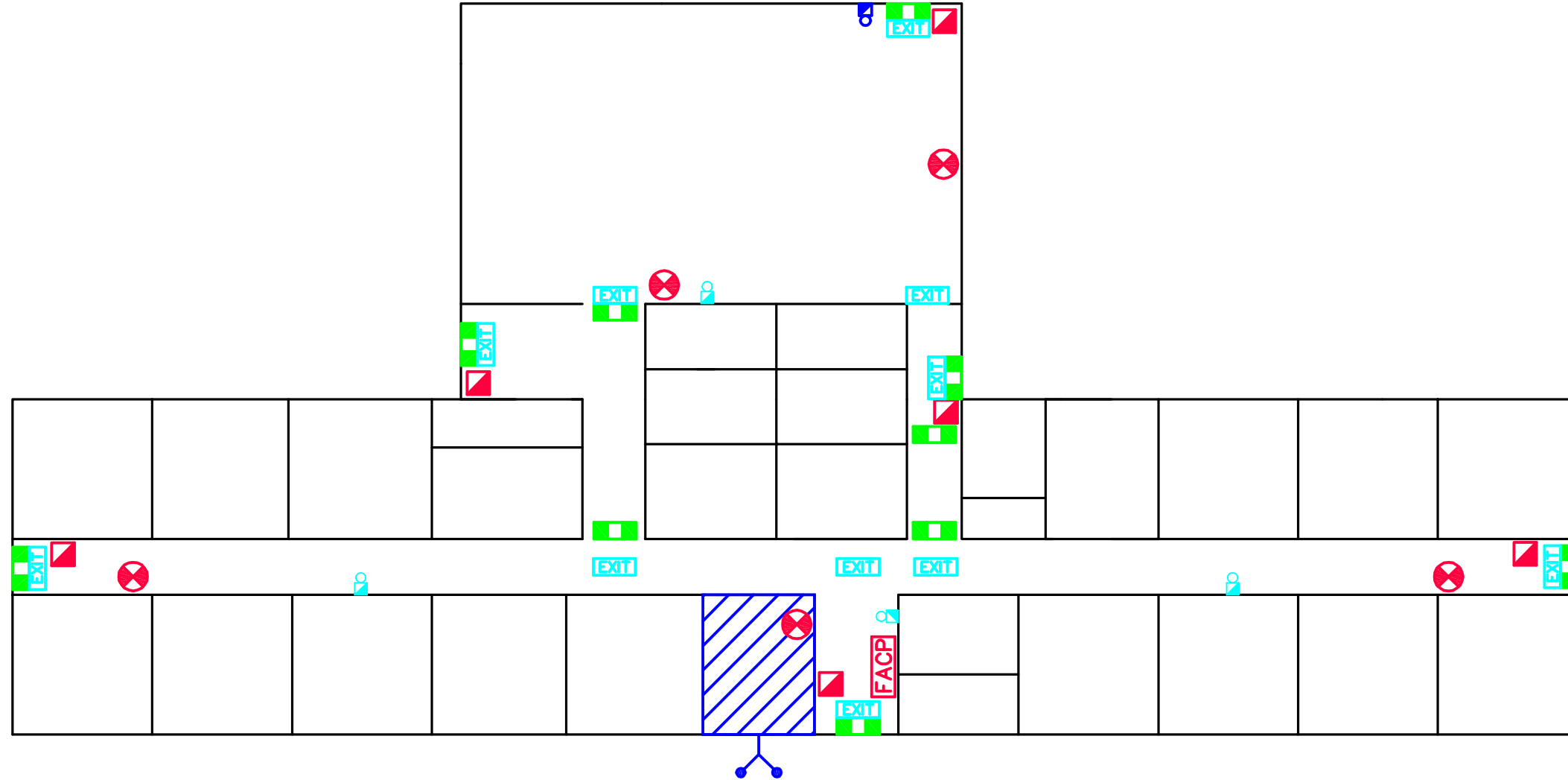
**MAINTENANCE DRAWING
SECOND FLOOR**

Drawing no.

FSM-2

LEGEND

 CONTROL VALVE	 FIRE BLANKET
 MAIN SPRINKLER VALVE , SPRINKLER HEADER & ALARM VALVE	 EXIT EXIT SIGN
 FIRE DEPARTMENT CONNECTION	 FIRE ALARM BELL
 FACP FIRE ALARM CONTROL PANEL	 EMERGENCY LIGHTING
 MANUAL PULL STATION	 FAA FIRE ALARM ANNUNCIATOR
 FIRE EXTINGUISHER	 FDr FIRE DAMPER
	 HC HOSE CONNECTION


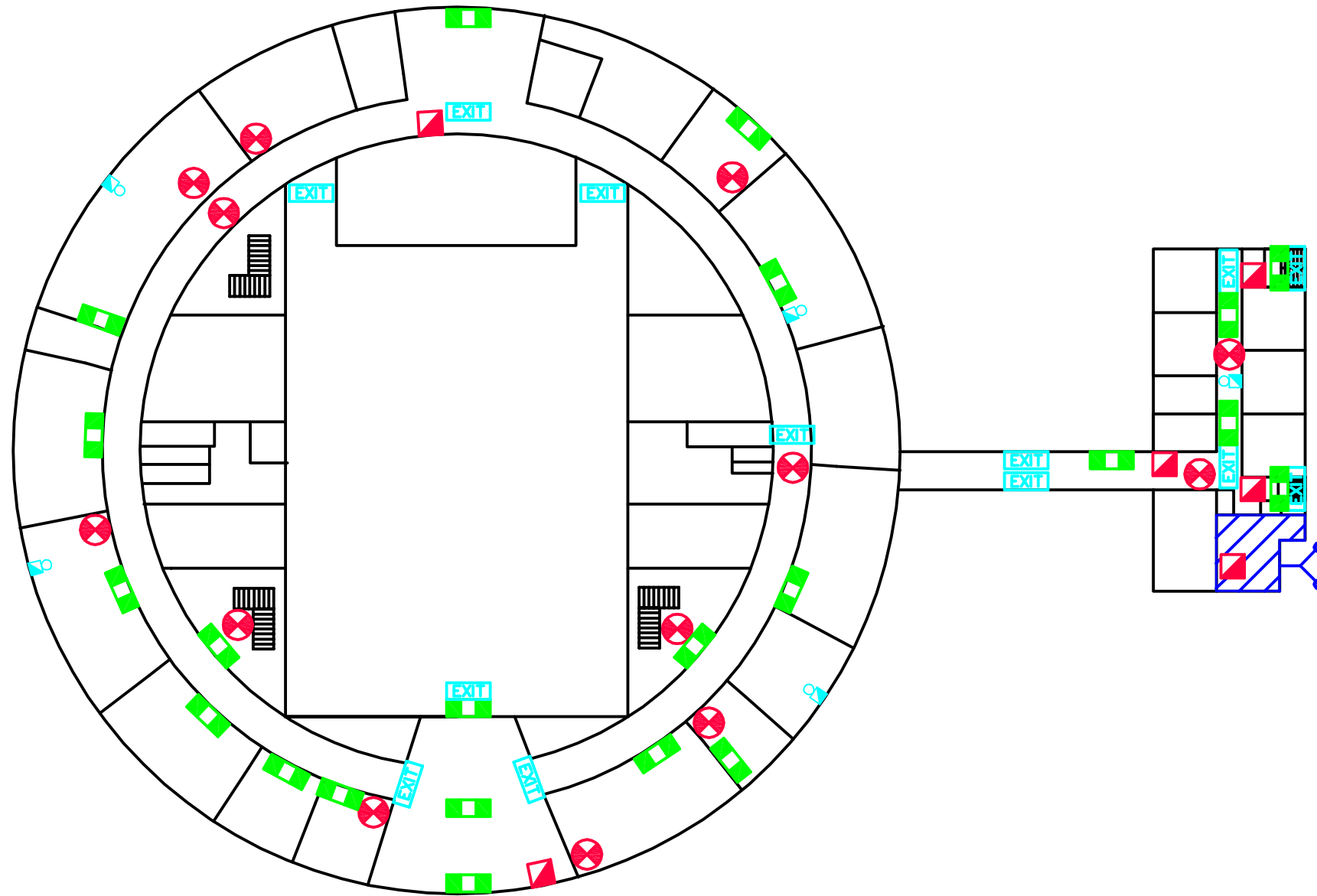


LEGEND	
	CONTROL VALVE
	MAIN SPRINKLER VALVE, SPRINKLER HEADER & ALARM VALVE
	FIRE DEPARTMENT CONNECTION
	FIRE ALARM CONTROL PANEL
	MANUAL PULL STATION
	FIRE EXTINGUISHER
	FIRE BLANKET
	EXIT SIGN
	FIRE ALARM BELL
	EMERGENCY LIGHTING
	FIRE ALARM ANNUNCIATOR
	FIRE DAMPER
	HOSE CONNECTION

Project
**JOHN MACNEIL
 ELEMENTARY
 SCHOOL**
 62 LEAMAN DR.
 DARTMOUTH, NS














Drawing
**MAINTENANCE DRAWING
 FIRST FLOOR**

Drawing no.
FSM-1



NORTH


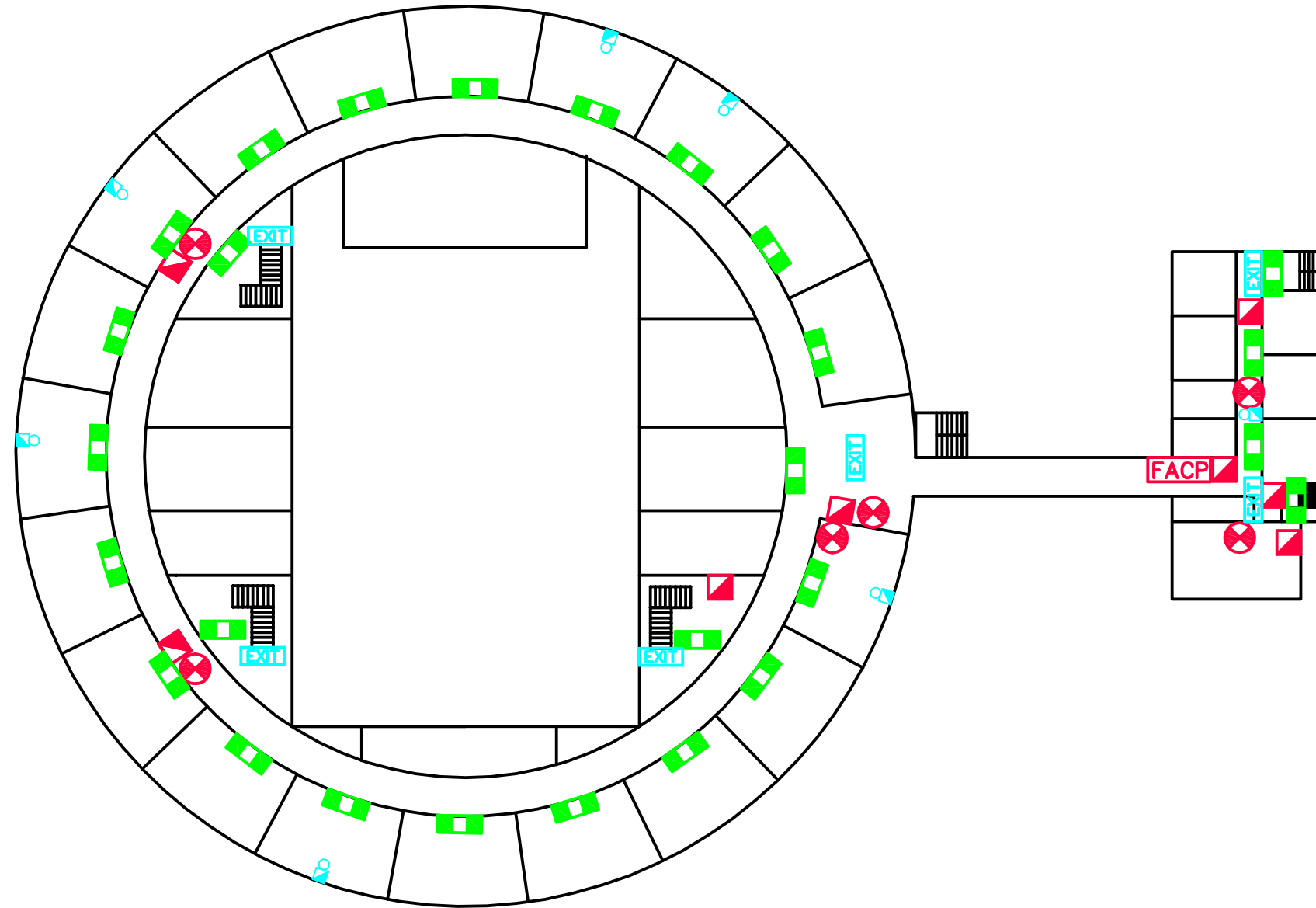
LEGEND

	CONTROL VALVE		FIRE BLANKET
	MAIN SPRINKLER VALVE, SPRINKLER HEADER & ALARM VALVE		EXIT SIGN
	FIRE DEPARTMENT CONNECTION		FIRE ALARM BELL
	FIRE ALARM CONTROL PANEL		EMERGENCY LIGHTING
	MANUAL PULL STATION		FIRE ALARM ANNUNCIATOR
	FIRE EXTINGUISHER		FIRE DAMPER
			HOSE CONNECTION

Project
JOHN MARTIN JUNIOR HIGH SCHOOL
 7 BRULE ST.
 DARTMOUTH, NS














Drawing
MAINTENANCE DRAWING FIRST FLOOR

Drawing no.
FSM-1



NORTH

LEGEND

	CONTROL VALVE		FIRE BLANKET
	MAIN SPRINKLER VALVE, SPRINKLER HEADER & ALARM VALVE		EXIT SIGN
	FIRE DEPARTMENT CONNECTION		FIRE ALARM BELL
	FIRE ALARM CONTROL PANEL		EMERGENCY LIGHTING
	MANUAL PULL STATION		FIRE ALARM ANNUNCIATOR
	FIRE EXTINGUISHER		FIRE DAMPER
			HOSE CONNECTION

Project

**JOHN MARTIN
JUNIOR HIGH
SCHOOL**

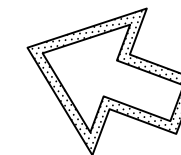
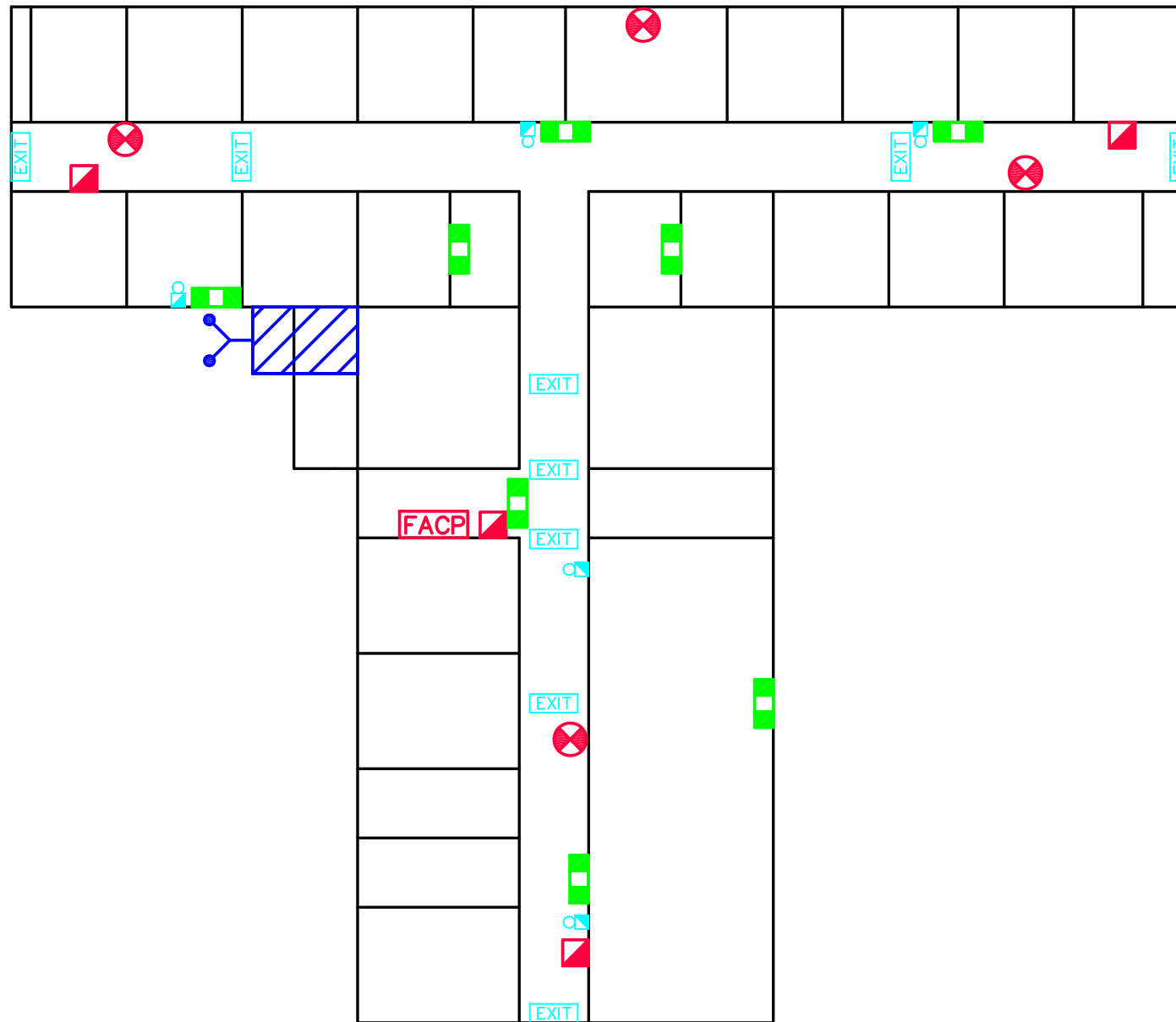
7 BRULE ST.
DARTMOUTH, NS

Drawing

**MAINTENANCE DRAWING
SECOND FLOOR**

Drawing no.

FSM-2



NORTH


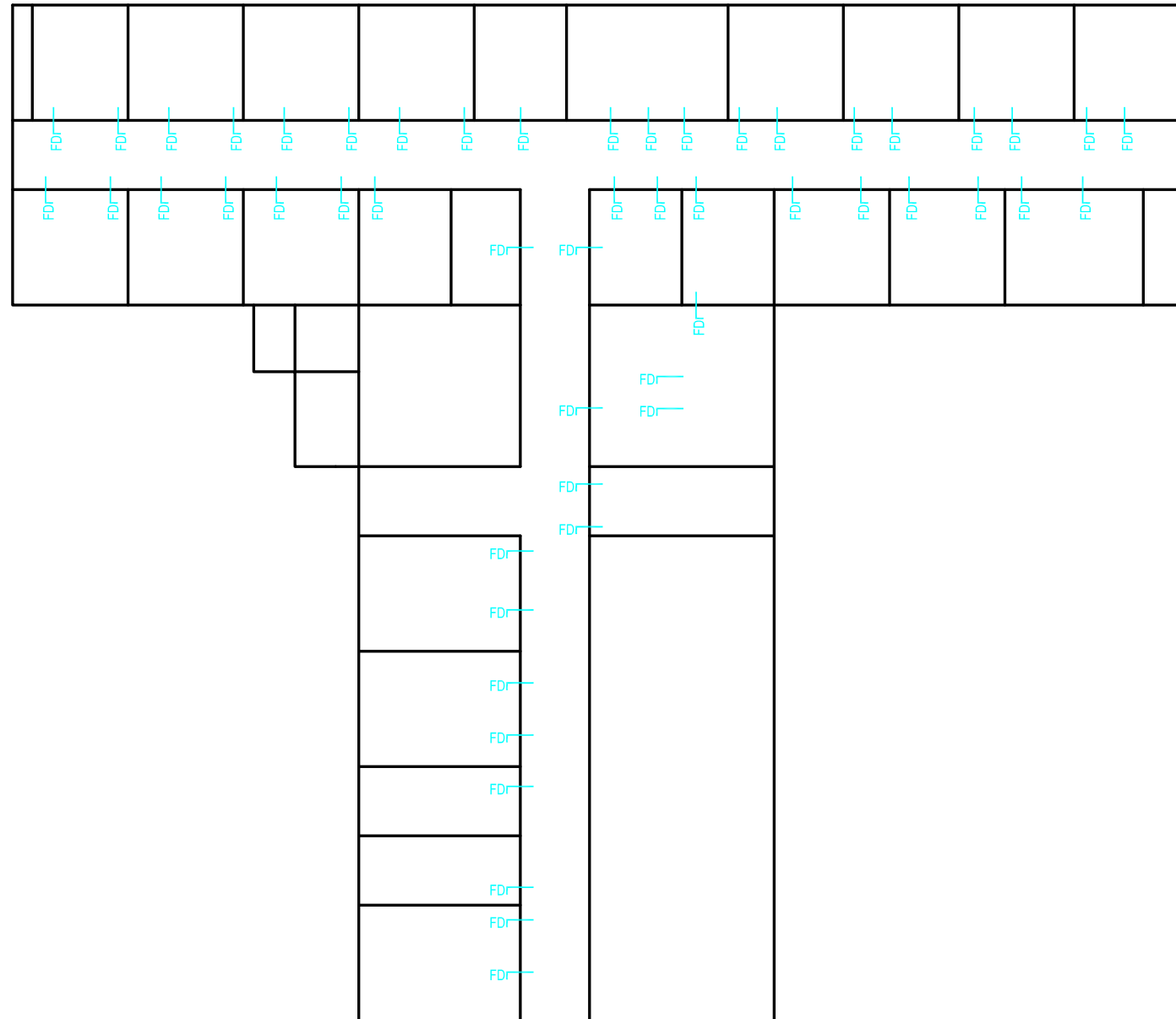
LEGEND

	CONTROL VALVE		FIRE BLANKET
	MAIN SPRINKLER VALVE , SPRINKLER HEADER & ALARM VALVE		EXIT SIGN
	FIRE DEPARTMENT CONNECTION		FIRE ALARM BELL
	FIRE ALARM CONTROL PANEL		EMERGENCY LIGHTING
	MANUAL PULL STATION		FIRE ALARM ANNUNCIATOR
	FIRE EXTINGUISHER		FIRE DAMPER
			HOSE CONNECTION

Project
**JOSEPH GILIES
 ELEMENTARY
 SCHOOL**
 54 GREGORY DRIVE
 DARTMOUTH, NS














Drawing
**MAINTENANCE DRAWING
 FIRST FLOOR**

Drawing no.
FSM-1



NORTH


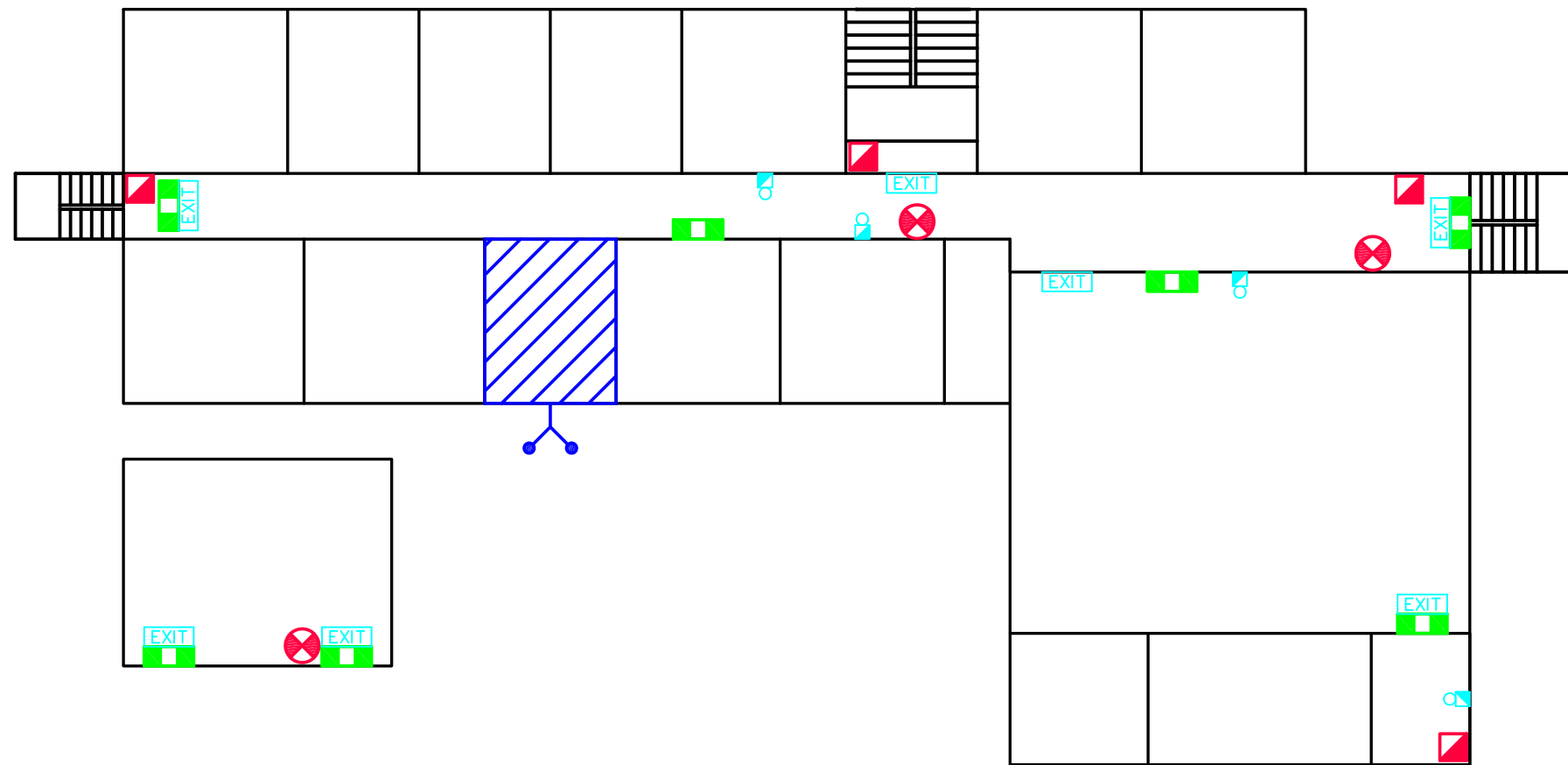
LEGEND

 CONTROL VALVE	 FIRE BLANKET
 MAIN SPRINKLER VALVE , SPRINKLER HEADER & ALARM VALVE	 EXIT SIGN
 FIRE DEPARTMENT CONNECTION	 FIRE ALARM BELL
 FIRE ALARM CONTROL PANEL	 EMERGENCY LIGHTING
 MANUAL PULL STATION	 FIRE ALARM ANNUNCIATOR
 FIRE EXTINGUISHER	 FIRE DAMPER
	 HOSE CONNECTION

Project
**JOSEPH GILIES
 ELEMENTARY
 SCHOOL**
 54 GREGORY DRIVE
 DARTMOUTH, NS














Drawing
**FIRE DAMPER DRAWING
 FIRST FLOOR**

Drawing no.
FSM-2



NORTH

LEGEND

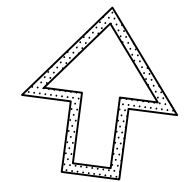
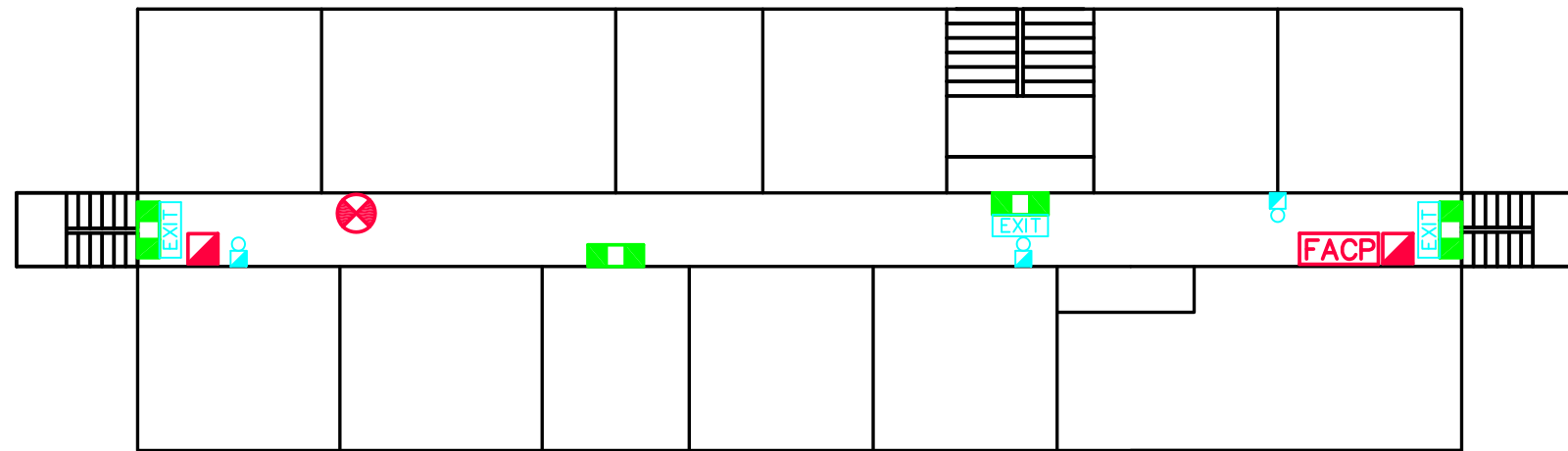
	CONTROL VALVE		FIRE BLANKET
	MAIN SPRINKLER VALVE, SPRINKLER HEADER & ALARM VALVE		EXIT SIGN
	FIRE DEPARTMENT CONNECTION		FIRE ALARM BELL
	FIRE ALARM CONTROL PANEL		EMERGENCY LIGHTING
	MANUAL PULL STATION		FIRE ALARM ANNUNCIATOR
	FIRE EXTINGUISHER		FIRE DAMPER
			HOSE CONNECTION

Project
**MICHAEL WALLACE
 ELEMENTARY
 SCHOOL**

24 ANDOVER STREET
 DARTMOUTH, NS














Drawing
**MAINTENANCE DRAWING
 FIRST FLOOR**

Drawing no.
FSM-1



NORTH

LEGEND

	CONTROL VALVE		FIRE BLANKET
	MAIN SPRINKLER VALVE , SPRINKLER HEADER & ALARM VALVE		EXIT SIGN
	FIRE DEPARTMENT CONNECTION		FIRE ALARM BELL
	FIRE ALARM CONTROL PANEL		EMERGENCY LIGHTING
	MANUAL PULL STATION		FIRE ALARM ANNUNCIATOR
	FIRE EXTINGUISHER		FIRE DAMPER
			HOSE CONNECTION

Project

**MICHAEL WALLACE
ELEMENTARY
SCHOOL**


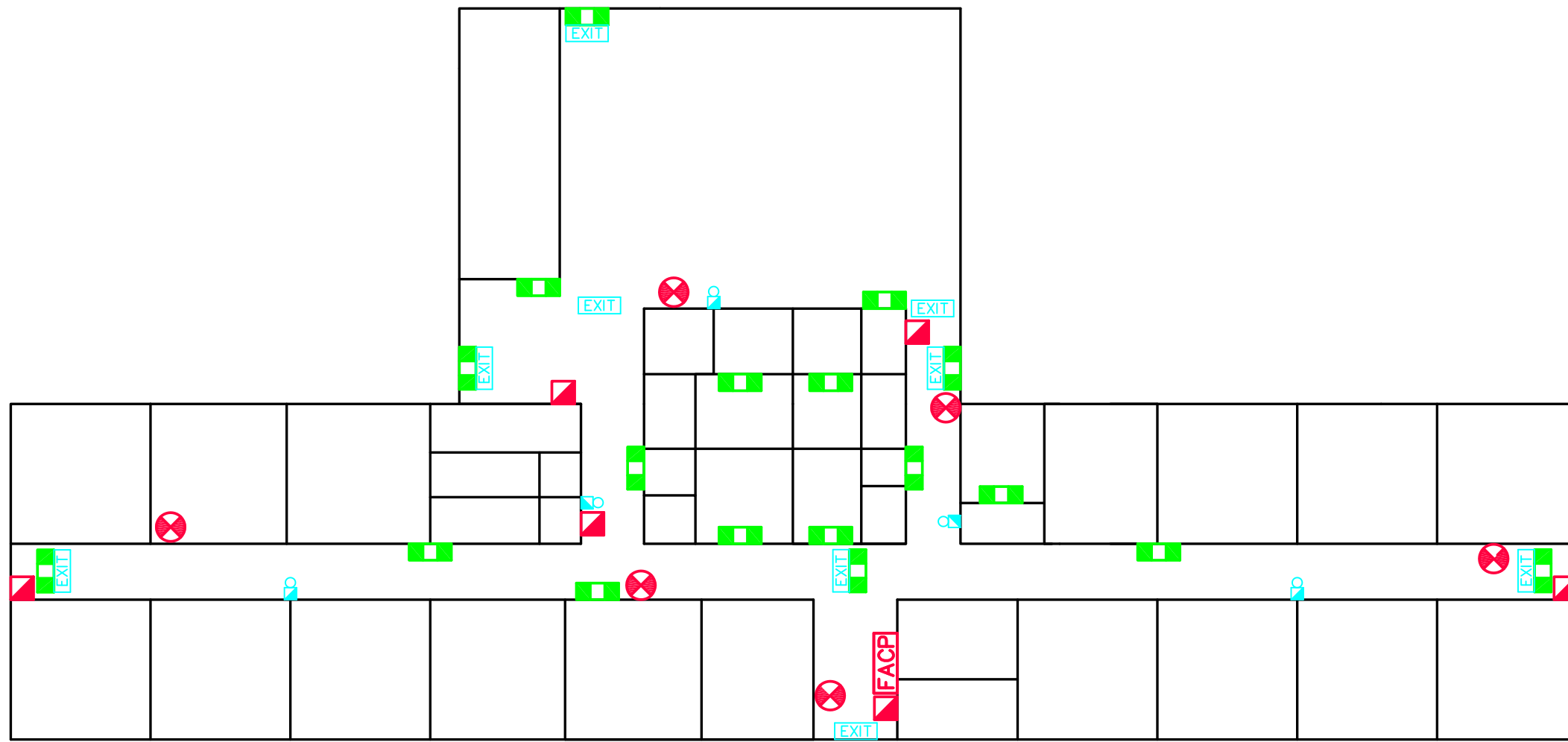
24 ANDOVER STREET
DARTMOUTH, NS

Drawing

**MAINTENANCE DRAWING
SECOND FLOOR**

Drawing no.

FSM-2



NORTH

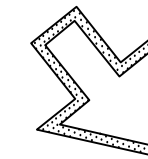
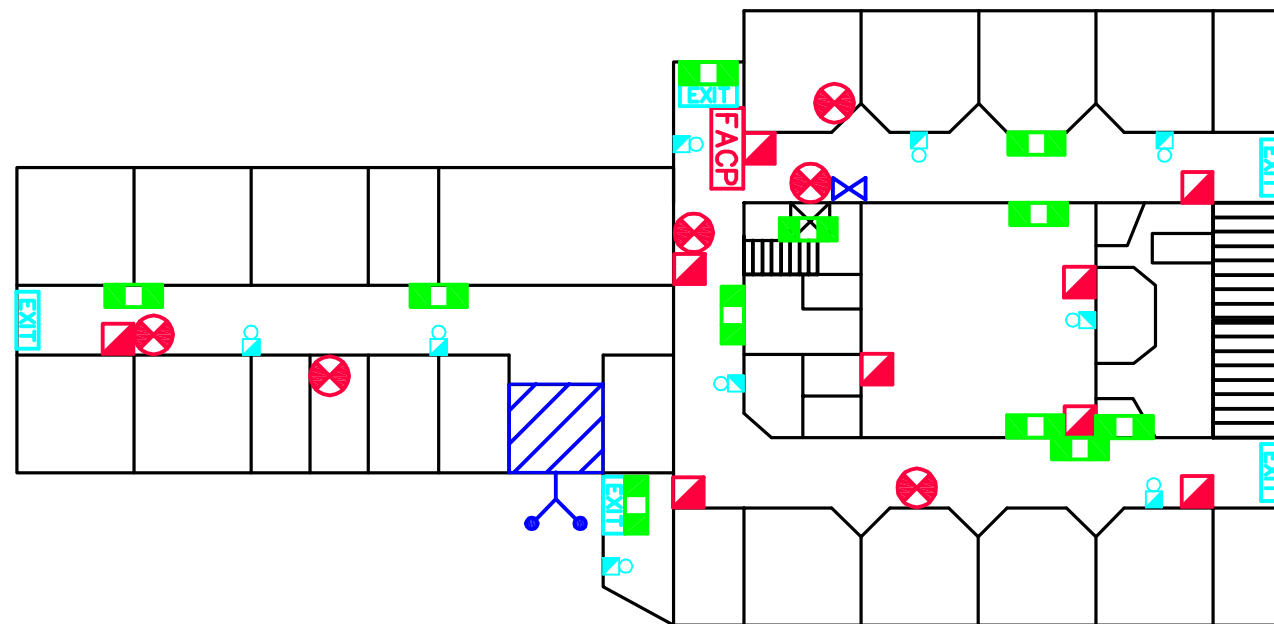
LEGEND

	CONTROL VALVE		FIRE BLANKET
	MAIN SPRINKLER VALVE , SPRINKLER HEADER & ALARM VALVE		EXIT SIGN
	FIRE DEPARTMENT CONNECTION		FIRE ALARM BELL
	FIRE ALARM CONTROL PANEL		EMERGENCY LIGHTING
	MANUAL PULL STATION		FIRE ALARM ANNUNCIATOR
	FIRE EXTINGUISHER		FIRE DAMPER
			HOSE CONNECTION

Project
**MOUNT EDWARD
 ELEMENTARY
 SCHOOL**
 3 WINDWARD AVENUE
 DARTMOUTH, NS














Drawing
**MAINTENANCE DRAWING
 FIRST FLOOR**

Drawing no.
FSM-1



NORTH

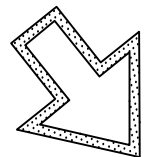
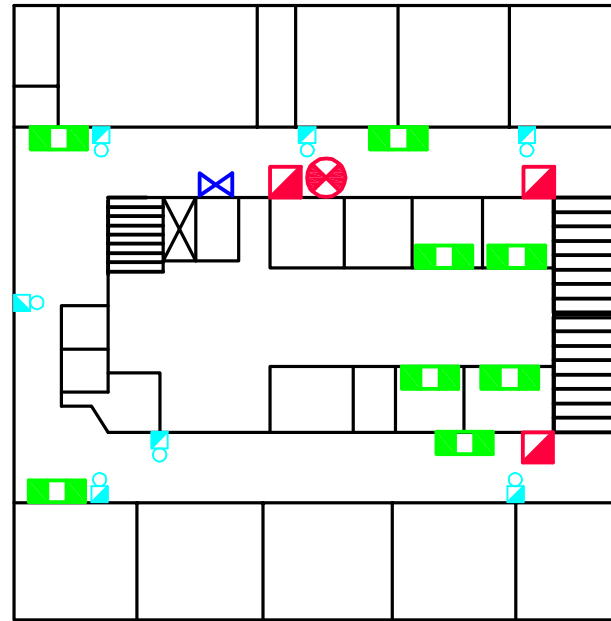
LEGEND

	CONTROL VALVE		FIRE BLANKET
	MAIN SPRINKLER VALVE , SPRINKLER HEADER & ALARM VALVE		EXIT SIGN
	FIRE DEPARTMENT CONNECTION		FIRE ALARM BELL
	FIRE ALARM CONTROL PANEL		EMERGENCY LIGHTING
	MANUAL PULL STATION		FIRE ALARM ANNUNCIATOR
	FIRE EXTINGUISHER		FIRE DAMPER
			HOSE CONNECTION

Project
**OCEANVIEW
 ELEMENTARY
 SCHOOL**
 51 OCEANVIEW SCHOOL RD.
 EASTERN PASSAGE, NS














Drawing
**MAINTENANCE DRAWING
 FIRST FLOOR**

Drawing no.
FSM-1



NORTH

LEGEND

	CONTROL VALVE		FIRE BLANKET
	MAIN SPRINKLER VALVE , SPRINKLER HEADER & ALARM VALVE		EXIT SIGN
	FIRE DEPARTMENT CONNECTION		FIRE ALARM BELL
	FIRE ALARM CONTROL PANEL		EMERGENCY LIGHTING
	MANUAL PULL STATION		FIRE ALARM ANNUNCIATOR
	FIRE EXTINGUISHER		FIRE DAMPER
			HOSE CONNECTION

Project

**OCEANVIEW
ELEMENTARY
SCHOOL**

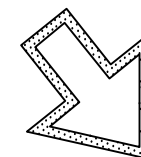
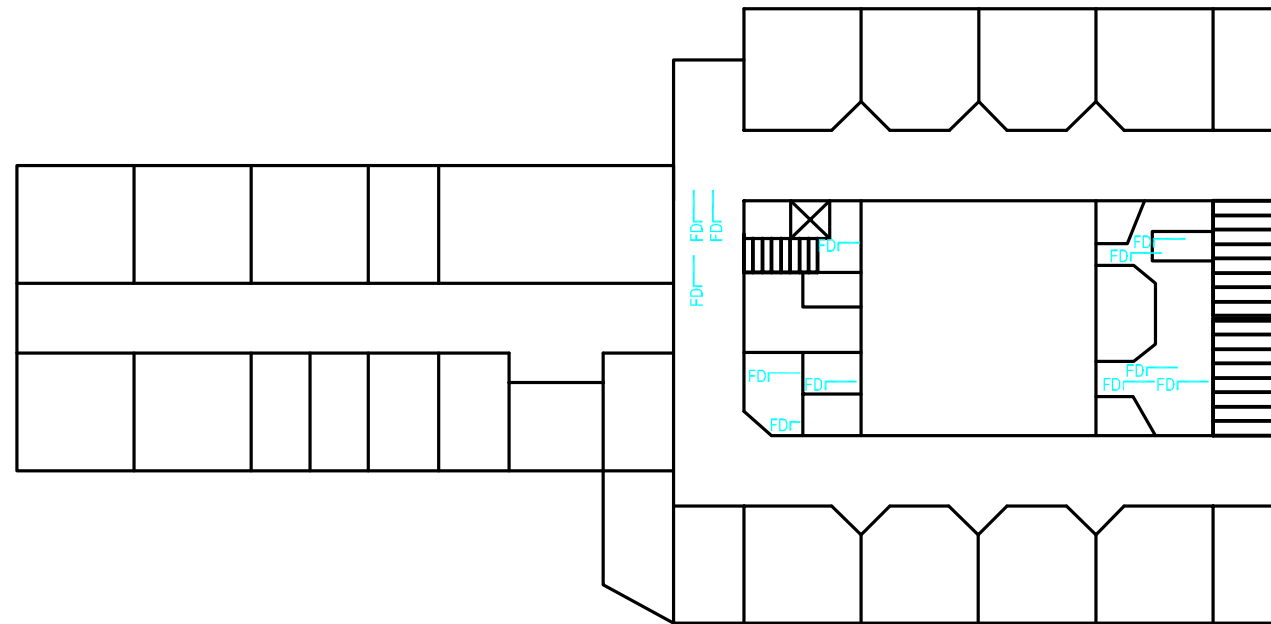
51 OCEANVIEW SCHOOL RD.
EASTERN PASSAGE, NS

Drawing

**MAINTENANCE DRAWING
SECOND FLOOR**














Drawing no.

FSM-2



NORTH

LEGEND

	CONTROL VALVE		FIRE BLANKET
	MAIN SPRINKLER VALVE, SPRINKLER HEADER & ALARM VALVE		EXIT SIGN
	FIRE DEPARTMENT CONNECTION		FIRE ALARM BELL
	FIRE ALARM CONTROL PANEL		EMERGENCY LIGHTING
	MANUAL PULL STATION		FIRE ALARM ANNUNCIATOR
	FIRE EXTINGUISHER		FIRE DAMPER
			HOSE CONNECTION

Project

**OCEANVIEW
ELEMENTARY
SCHOOL**

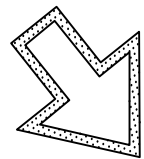
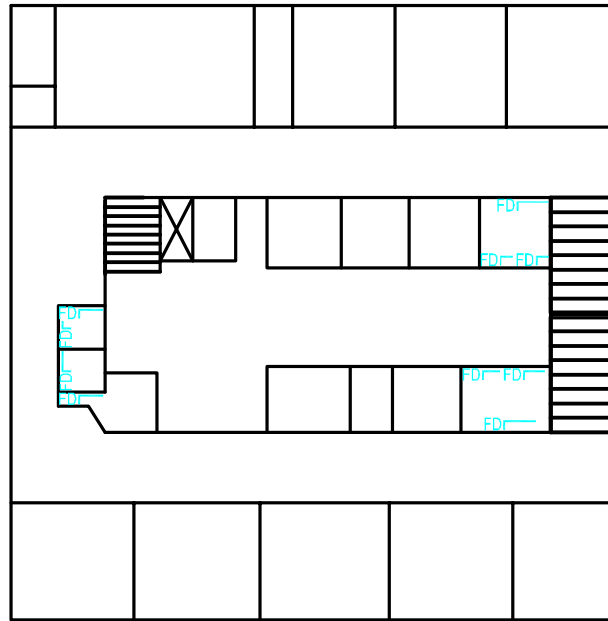
51 OCEANVIEW SCHOOL RD.
EASTERN PASSAGE, NS

Drawing

**FIRE DAMPER DRAWING
FIRST FLOOR**














Drawing no.

FSM-3



NORTH

LEGEND

	CONTROL VALVE		FIRE BLANKET
	MAIN SPRINKLER VALVE , SPRINKLER HEADER & ALARM VALVE		EXIT SIGN
	FIRE DEPARTMENT CONNECTION		FIRE ALARM BELL
	FIRE ALARM CONTROL PANEL		EMERGENCY LIGHTING
	MANUAL PULL STATION		FIRE ALARM ANNUNCIATOR
	FIRE EXTINGUISHER		FIRE DAMPER
			HOSE CONNECTION

Project

**OCEANVIEW
ELEMENTARY
SCHOOL**

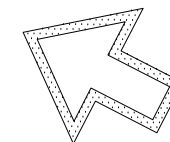
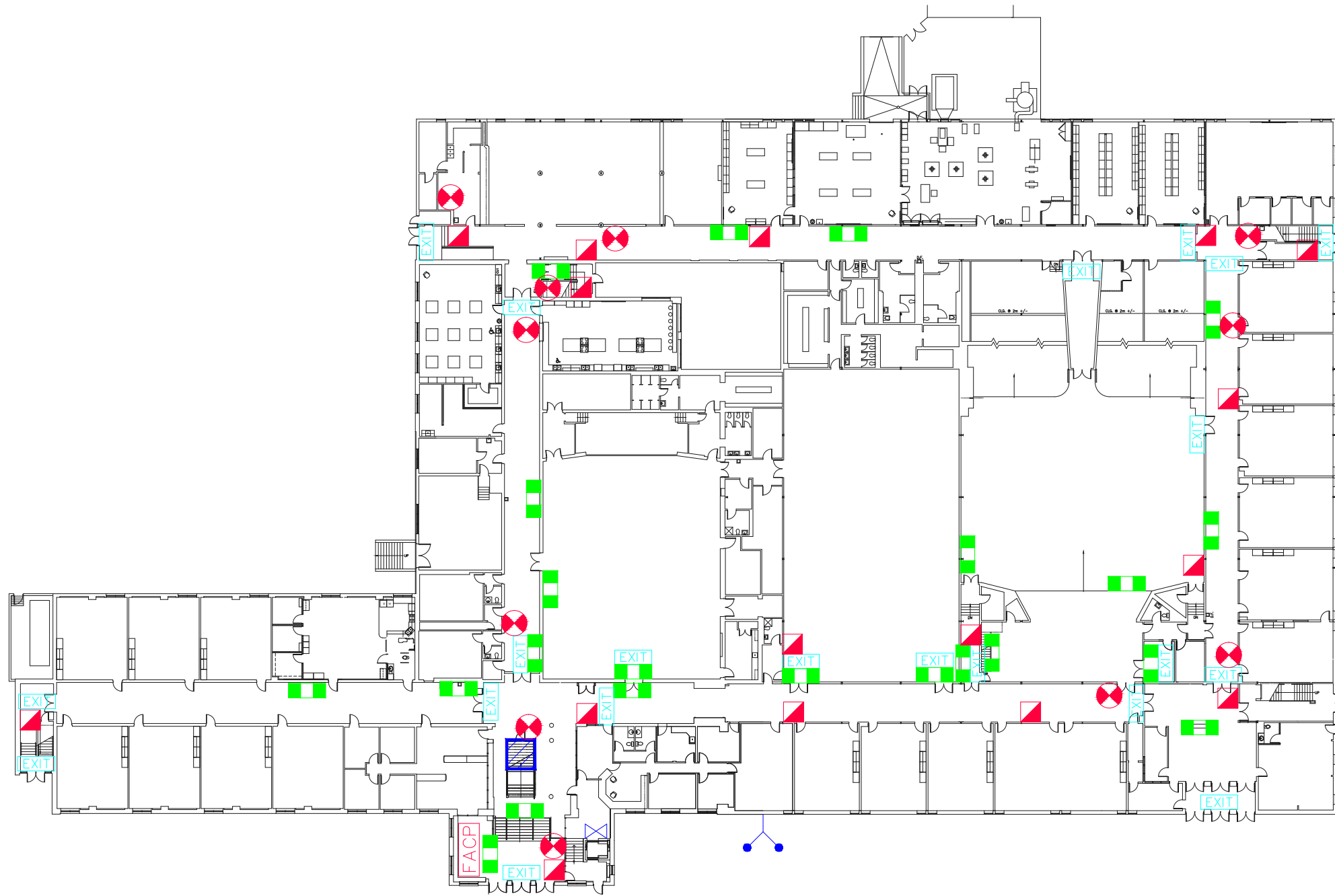
51 OCEANVIEW SCHOOL RD.
EASTERN PASSAGE, NS

Drawing










**FIRE DAMPER DRAWING
SECOND FLOOR**

Drawing no.

FSM-4



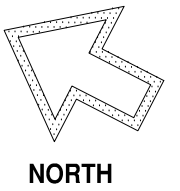
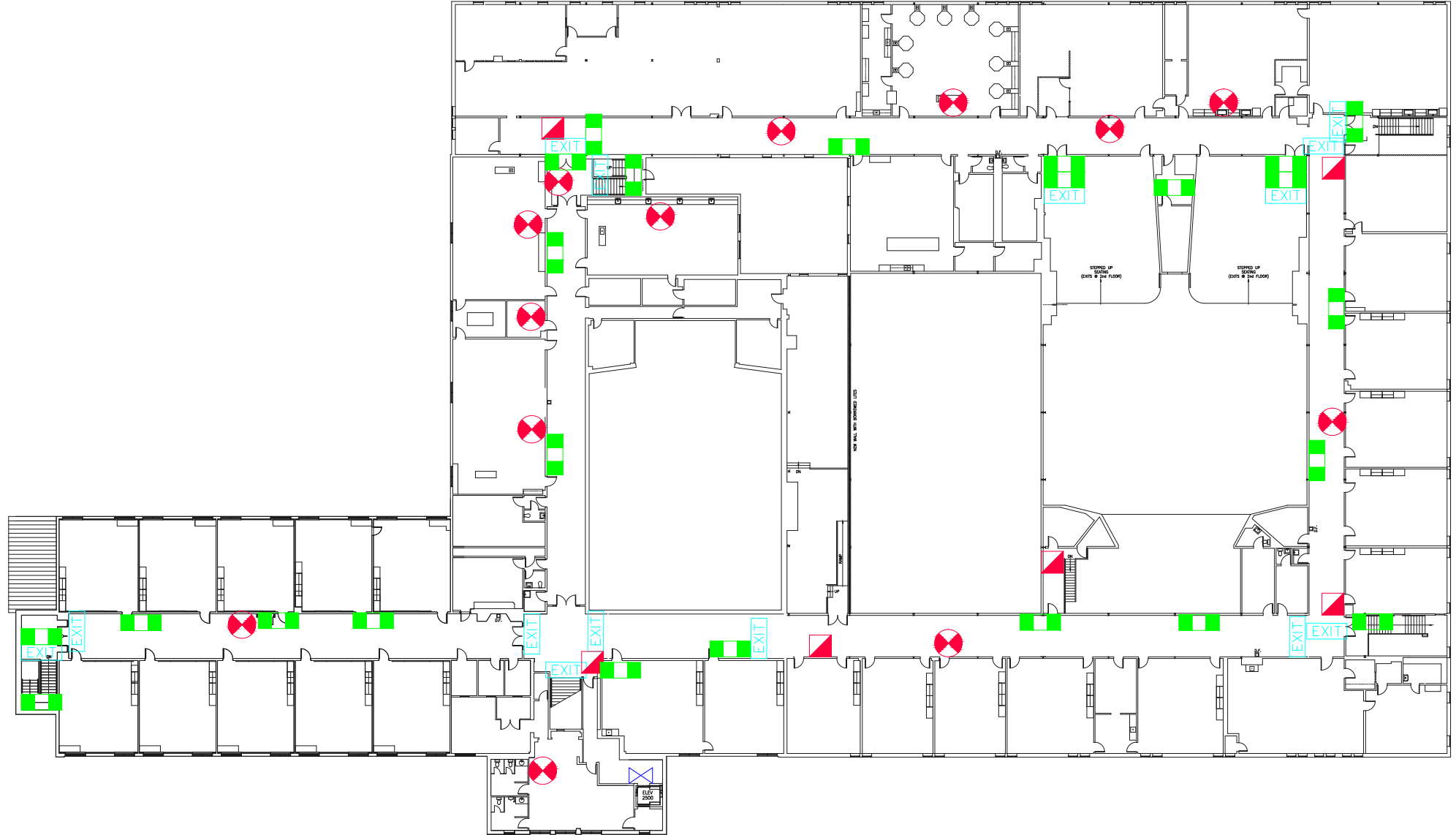
NORTH










LEGEND	
	MAIN SPRINKLER VALVE, SPRINKLER HEADER & ALARM VALVE
	FIRE DEPARTMENT CONNECTION
	FIRE ALARM CONTROL PANEL
	FIRE ALARM ANNUNCIATOR
	CONTROL VALVE
	EXIT SIGN
	EMERGENCY LIGHTING
	MANUAL PULL STATION
	FIRE EXTINGUISHER

Project
PRINCE ANDREW HIGH SCHOOL
 37 WOODLAWN ROAD
 DARTMOUTH, NS

Drawing
FIRE MAINTENANCE DRAWING LEVEL 1

Drawing no.
FSM-1




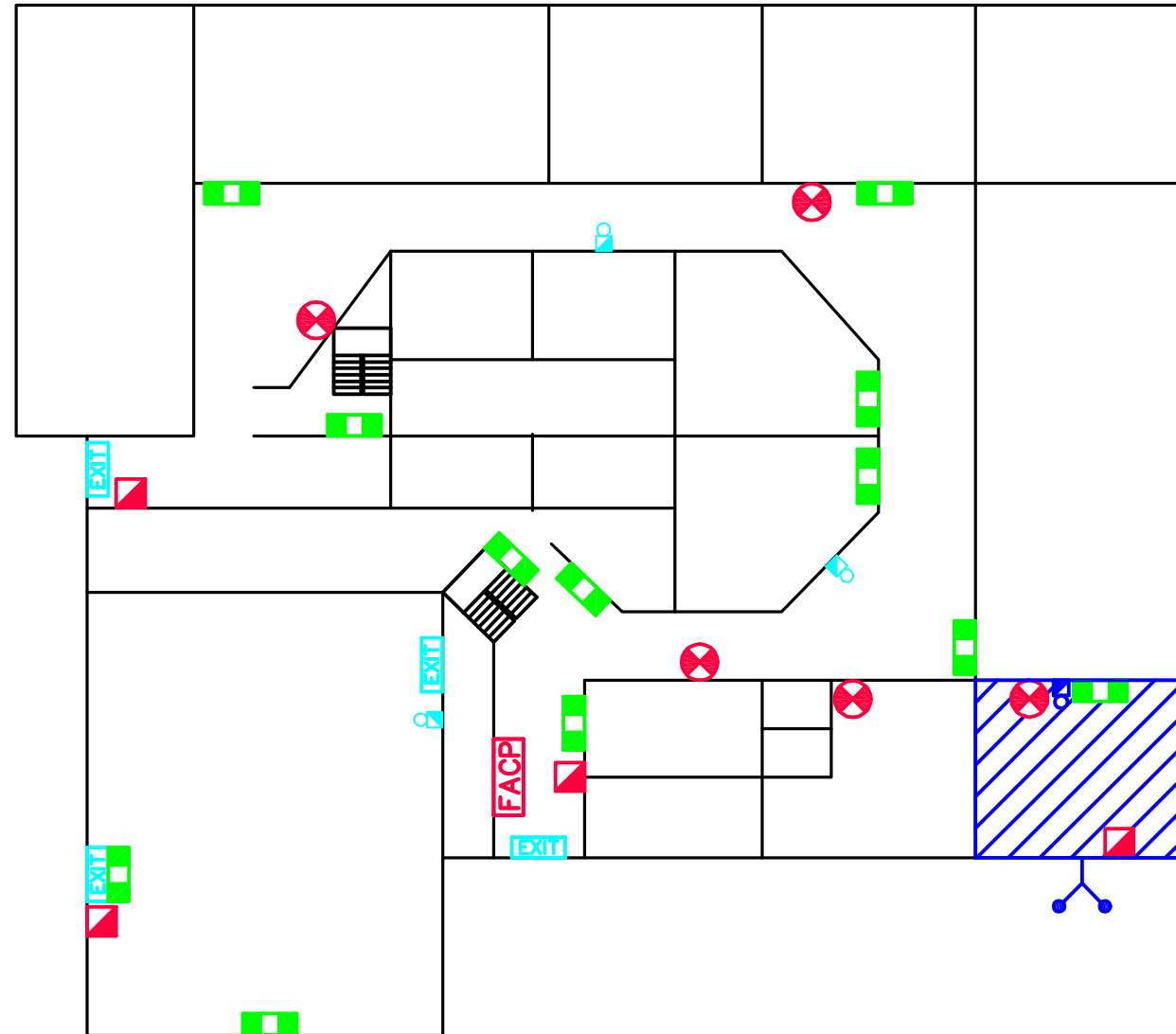
LEGEND	
	MAIN SPRINKLER VALVE , SPRINKLER HEADER & ALARM VALVE
	FIRE DEPARTMENT CONNECTION
	FIRE ALARM CONTROL PANEL
	FIRE ALARM ANNUNCIATOR
	CONTROL VALVE
	EXIT SIGN
	EMERGENCY LIGHTING
	MANUAL PULL STATION
	FIRE EXTINGUISHER

Project
**PRINCE ANDREW
HIGH SCHOOL**

37 WOODLAWN ROAD
DARTMOUTH, NS

Drawing
**FIRE MAINTENANCE DRAWING
LEVEL 2**

Drawing no.
FSM-2

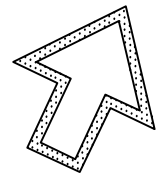
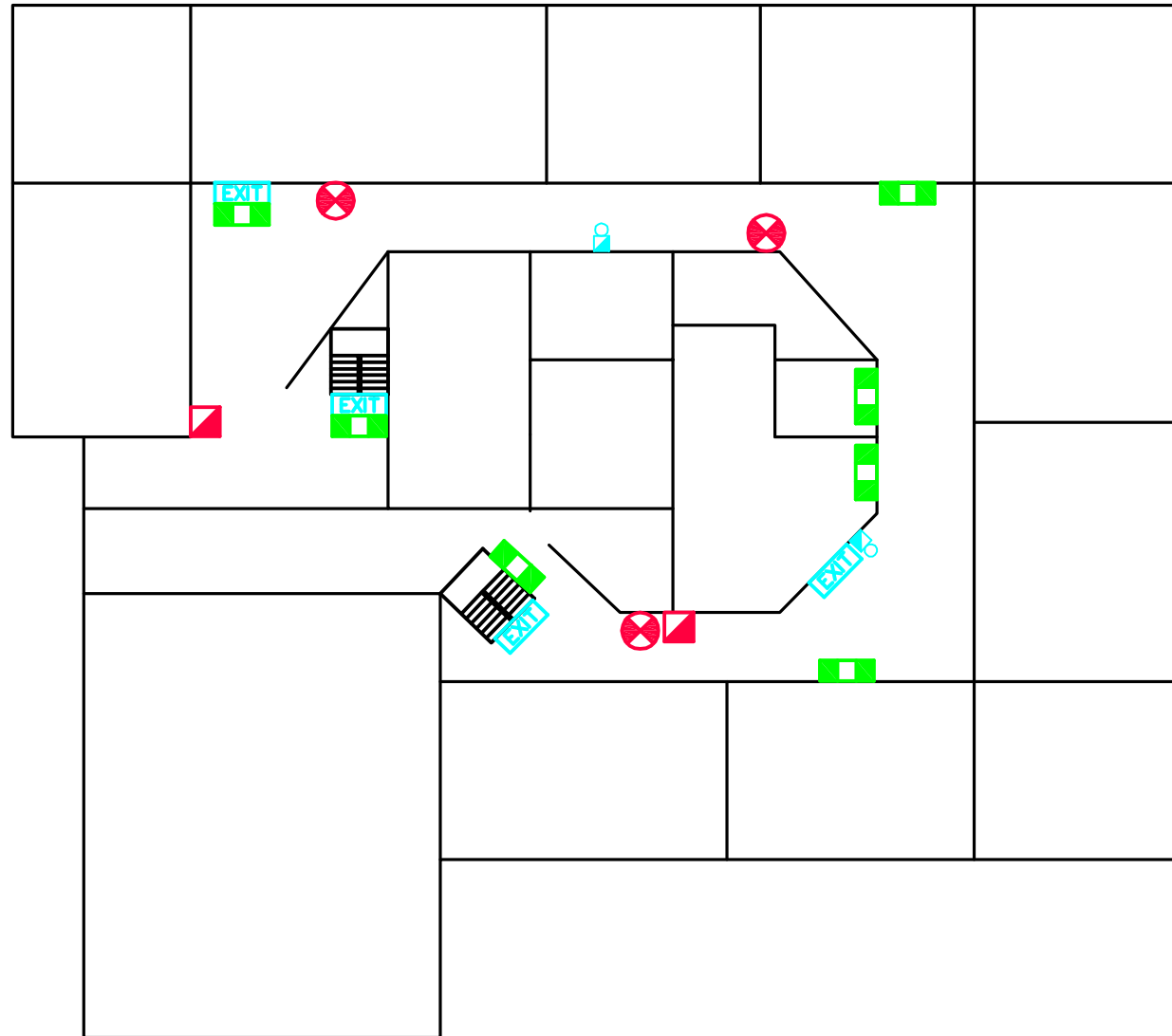


LEGEND	
	CONTROL VALVE
	MAIN SPRINKLER VALVE, SPRINKLER HEADER & ALARM VALVE
	FIRE DEPARTMENT CONNECTION
	FIRE ALARM CONTROL PANEL
	MANUAL PULL STATION
	FIRE EXTINGUISHER
	FIRE BLANKET
	EXIT SIGN
	FIRE ALARM BELL
	EMERGENCY LIGHTING
	FIRE ALARM ANNUNCIATOR
	FIRE DAMPER
	HOSE CONNECTION

Project
**ROBERT KEMPT
 TURNER
 ELEMENTARY
 SCHOOL**
 141 CIRCASSION DRIVE
 DARTMOUTH, NS














Drawing
**MAINTENANCE DRAWING
 FIRST FLOOR**

Drawing no.
FSM-1



NORTH

LEGEND

	CONTROL VALVE		FIRE BLANKET
	MAIN SPRINKLER VALVE , SPRINKLER HEADER & ALARM VALVE		EXIT SIGN
	FIRE DEPARTMENT CONNECTION		FIRE ALARM BELL
	FIRE ALARM CONTROL PANEL		EMERGENCY LIGHTING
	MANUAL PULL STATION		FIRE ALARM ANNUNCIATOR
	FIRE EXTINGUISHER		FIRE DAMPER
			HOSE CONNECTION

Project

**ROBERT KEMPT
TURNER
ELEMENTARY
SCHOOL**

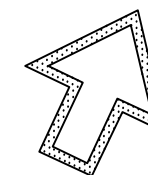
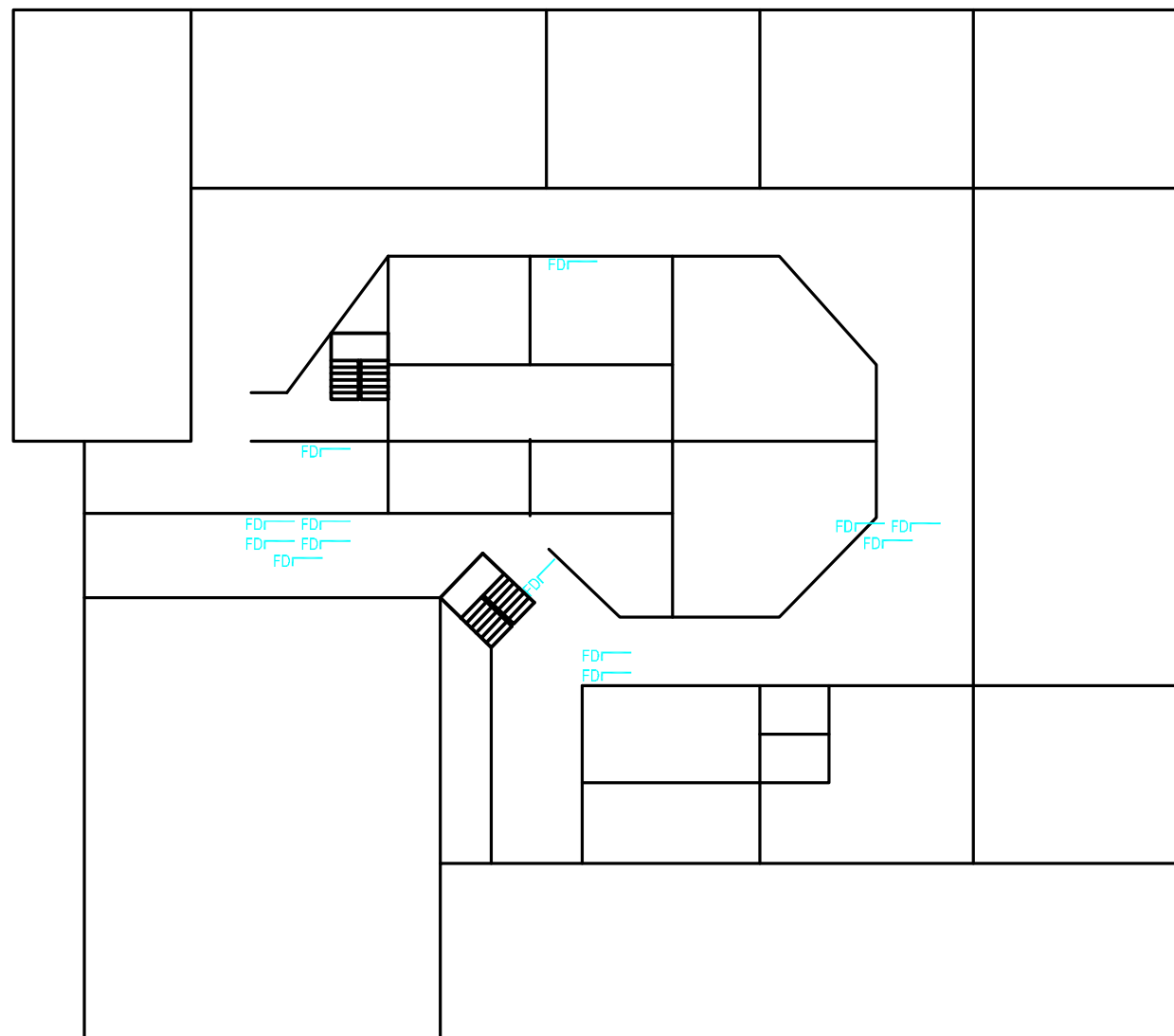
141 CIRCASSION DRIVE
DARTMOUTH, NS

Drawing

**MAINTENANCE DRAWING
SECOND FLOOR**














Drawing no.

FSM-2



NORTH

LEGEND

	CONTROL VALVE		FIRE BLANKET
	MAIN SPRINKLER VALVE , SPRINKLER HEADER & ALARM VALVE		EXIT SIGN
	FIRE DEPARTMENT CONNECTION		FIRE ALARM BELL
	FIRE ALARM CONTROL PANEL		EMERGENCY LIGHTING
	MANUAL PULL STATION		FIRE ALARM ANNUNCIATOR
	FIRE EXTINGUISHER		FIRE DAMPER
			HOSE CONNECTION

Project

**ROBERT KEMPT
TURNER
ELEMENTARY
SCHOOL**

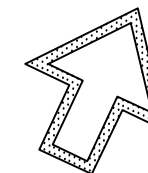
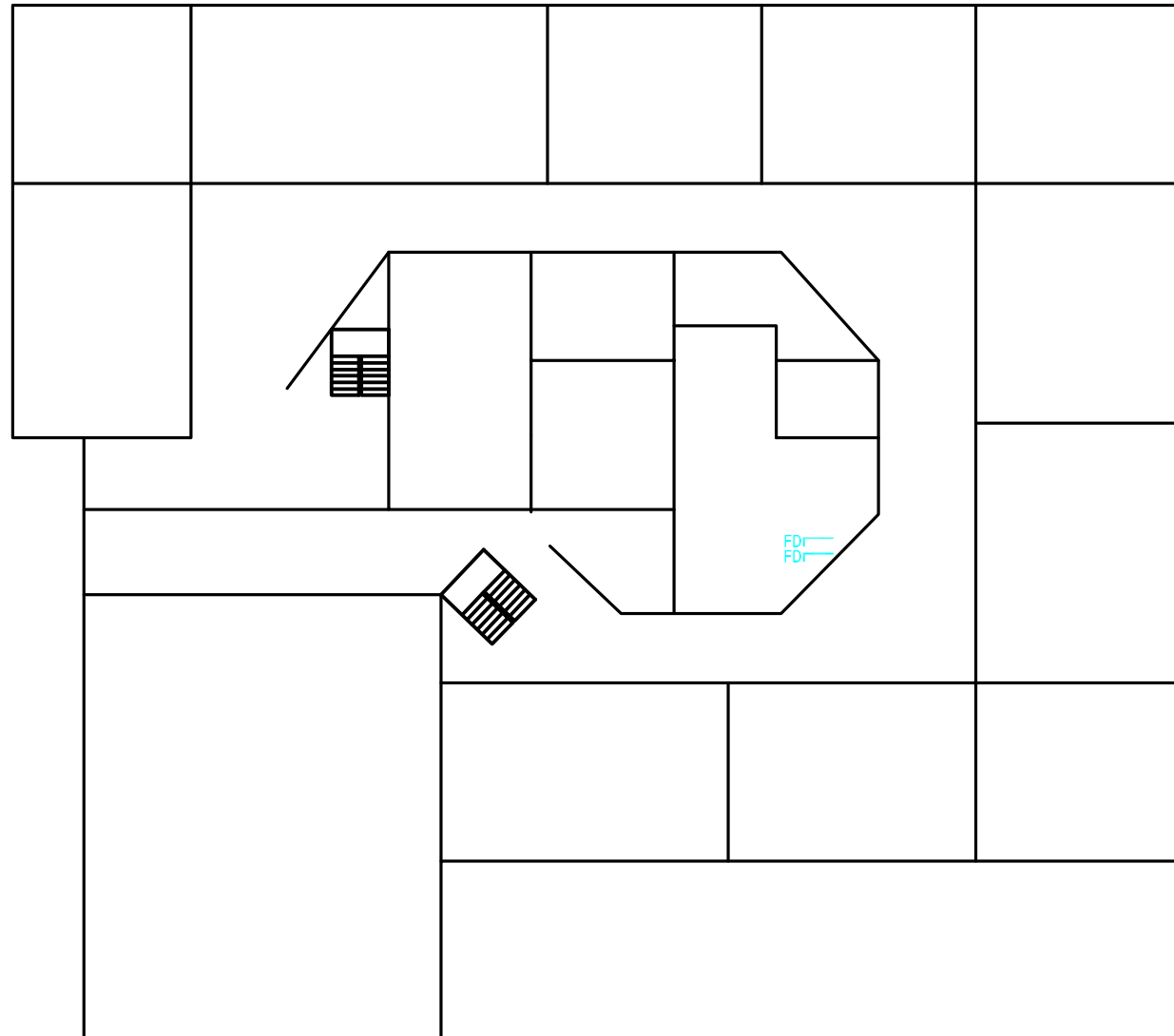
141 CIRCASSION DRIVE
DARTMOUTH, NS

Drawing

**FIRE DAMPER DRAWING
FIRST FLOOR**














Drawing no.

FSM-3



NORTH

LEGEND

	CONTROL VALVE		FIRE BLANKET
	MAIN SPRINKLER VALVE , SPRINKLER HEADER & ALARM VALVE		EXIT SIGN
	FIRE DEPARTMENT CONNECTION		FIRE ALARM BELL
	FIRE ALARM CONTROL PANEL		EMERGENCY LIGHTING
	MANUAL PULL STATION		FIRE ALARM ANNUNCIATOR
	FIRE EXTINGUISHER		FIRE DAMPER
			HOSE CONNECTION

Project

**ROBERT KEMPT
TURNER
ELEMENTARY
SCHOOL**

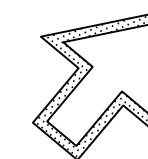
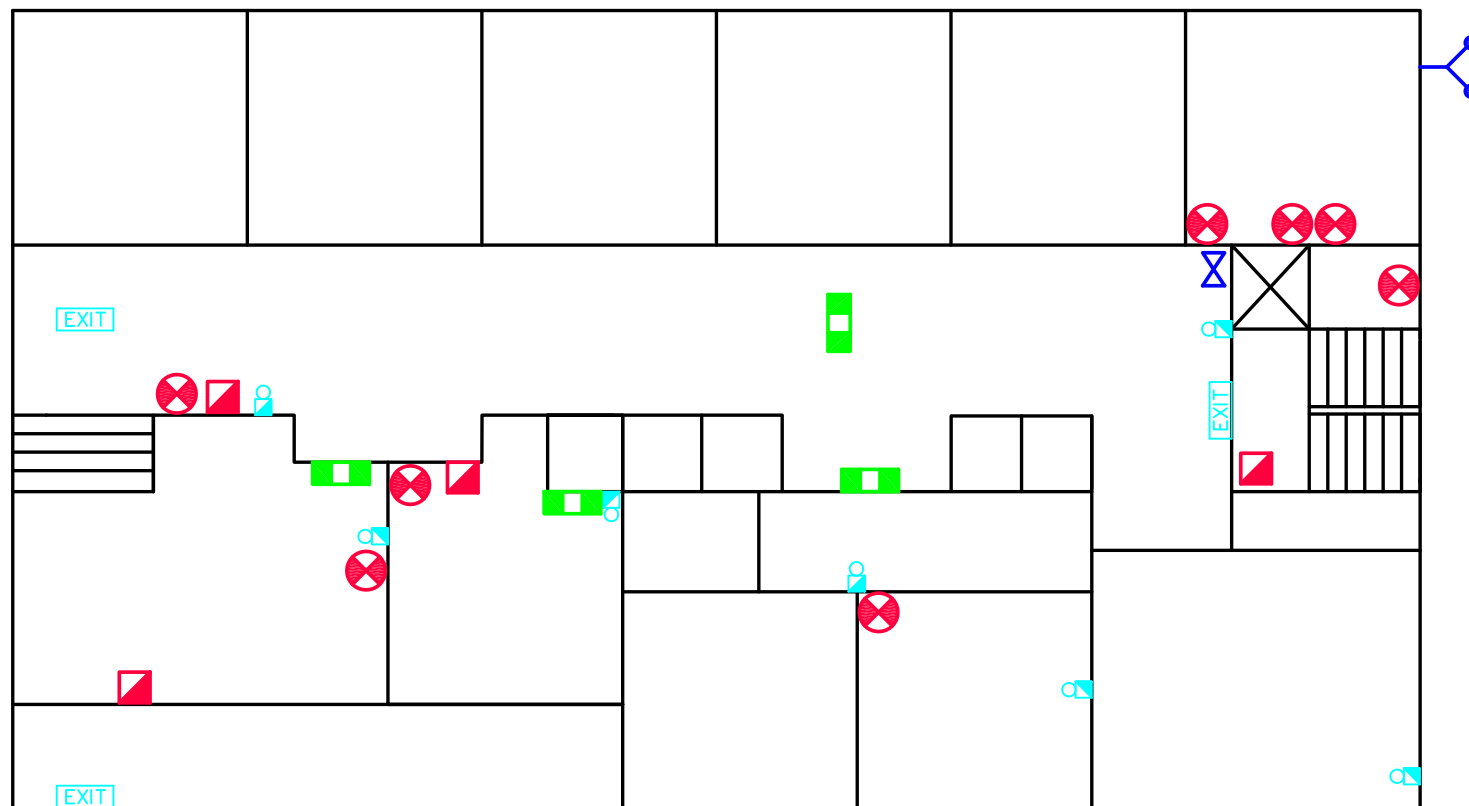
141 CIRCASSION DRIVE
DARTMOUTH, NS

Drawing

**FIRE DAMPER DRAWING
SECOND FLOOR**














Drawing no.

FSM-4



NORTH

LEGEND

	CONTROL VALVE		FIRE BLANKET
	MAIN SPRINKLER VALVE , SPRINKLER HEADER & ALARM VALVE		EXIT SIGN
	FIRE DEPARTMENT CONNECTION		FIRE ALARM BELL
	FIRE ALARM CONTROL PANEL		EMERGENCY LIGHTING
	MANUAL PULL STATION		FIRE ALARM ANNUNCIATOR
	FIRE EXTINGUISHER		FIRE DAMPER
			HOSE CONNECTION

Project

**SEASIDE
ELEMENTARY
SCHOOL**

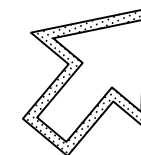
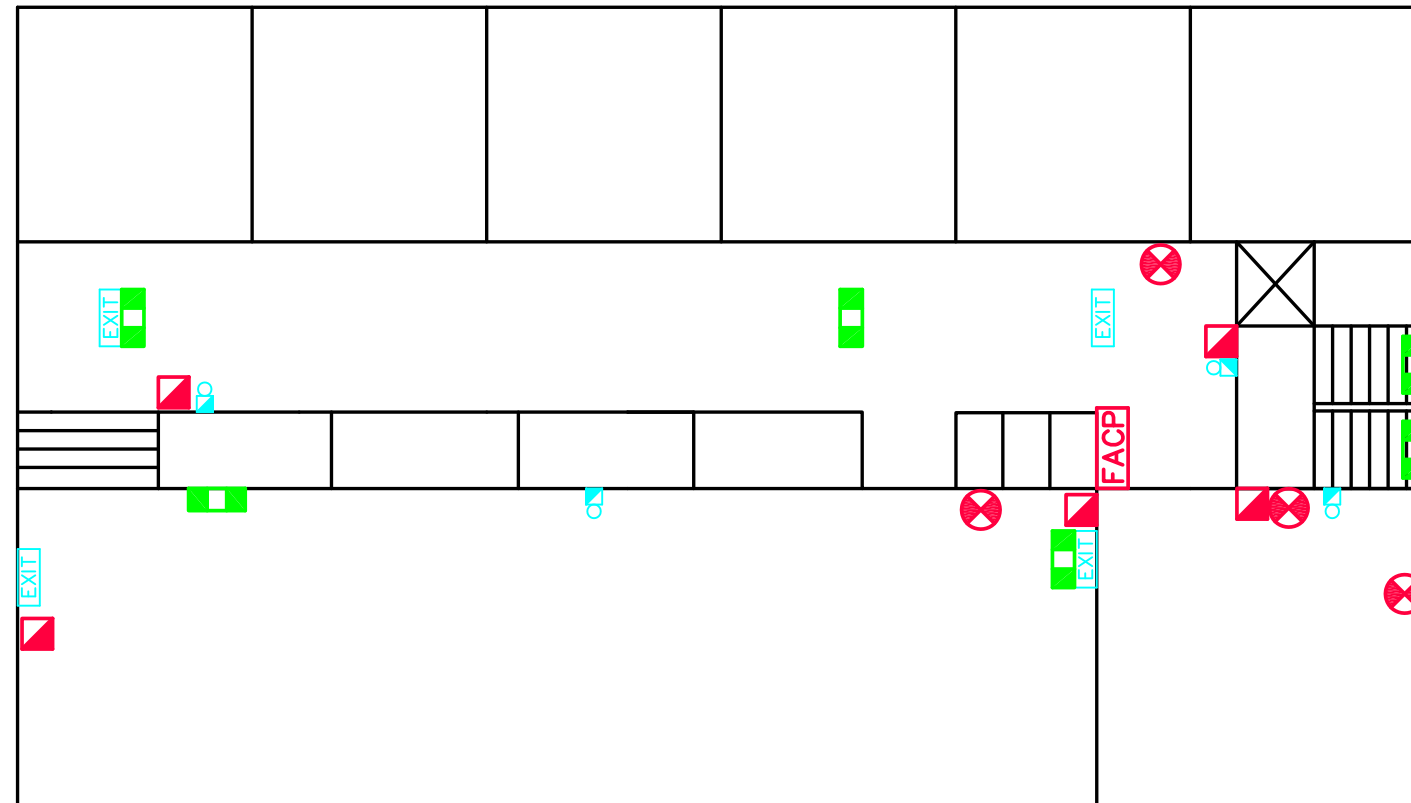
1881 CALDWELL ROAD
EASTERN PASSAGE, NS

Drawing

**MAINTENANCE DRAWING
FIRST FLOOR**














Drawing no.

FSM-1



NORTH

LEGEND

	CONTROL VALVE		FIRE BLANKET
	MAIN SPRINKLER VALVE , SPRINKLER HEADER & ALARM VALVE		EXIT SIGN
	FIRE DEPARTMENT CONNECTION		FIRE ALARM BELL
	FIRE ALARM CONTROL PANEL		EMERGENCY LIGHTING
	MANUAL PULL STATION		FIRE ALARM ANNUNCIATOR
	FIRE EXTINGUISHER		FIRE DAMPER
			HOSE CONNECTION

Project

**SEASIDE
ELEMENTARY
SCHOOL**

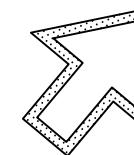
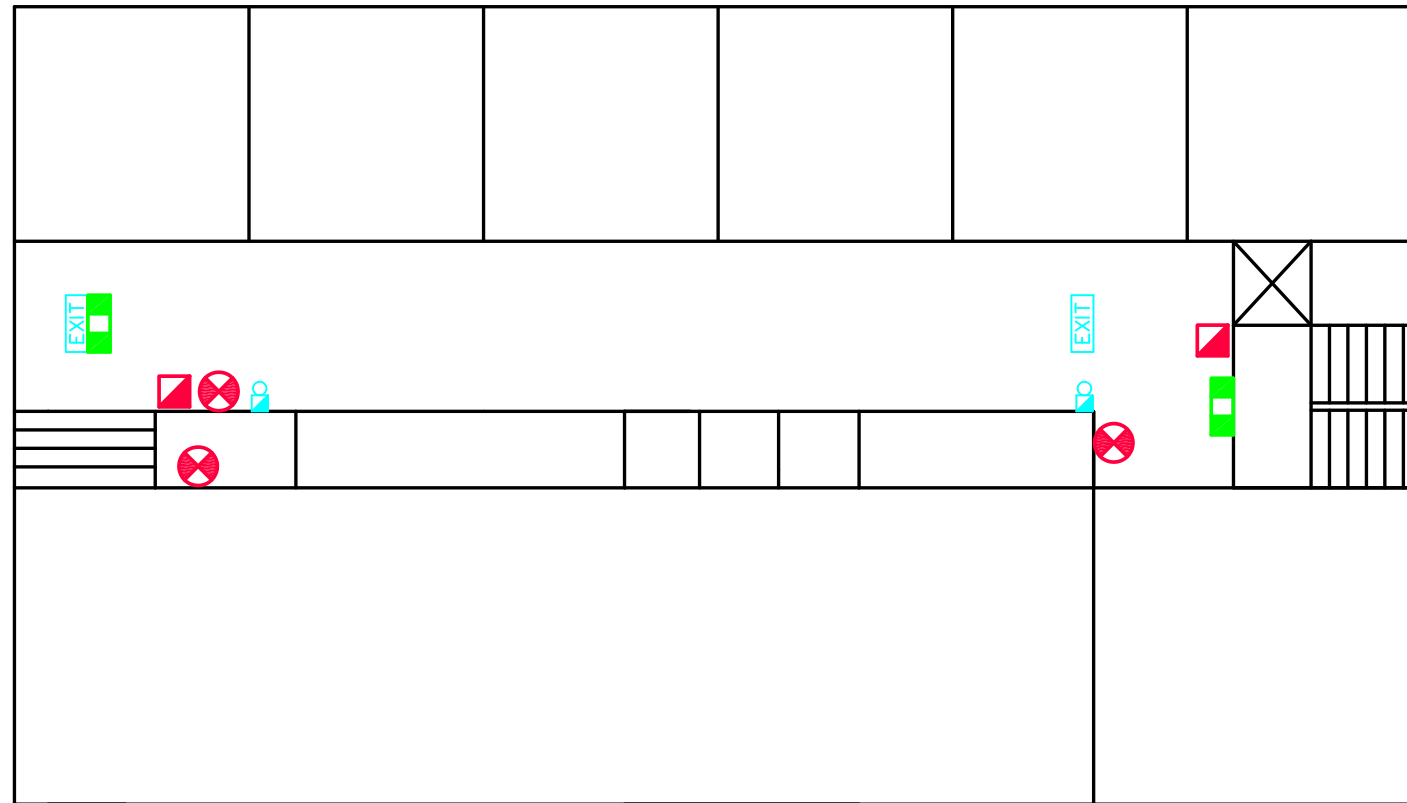
1881 CALDWELL ROAD
EASTERN PASSAGE, NS

Drawing

**MAINTENANCE DRAWING
SECOND FLOOR**














Drawing no.

FSM-2



NORTH

LEGEND

	CONTROL VALVE		FIRE BLANKET
	MAIN SPRINKLER VALVE , SPRINKLER HEADER & ALARM VALVE		EXIT SIGN
	FIRE DEPARTMENT CONNECTION		FIRE ALARM BELL
	FIRE ALARM CONTROL PANEL		EMERGENCY LIGHTING
	MANUAL PULL STATION		FIRE ALARM ANNUNCIATOR
	FIRE EXTINGUISHER		FIRE DAMPER
			HOSE CONNECTION

Project

**SEASIDE
ELEMENTARY
SCHOOL**


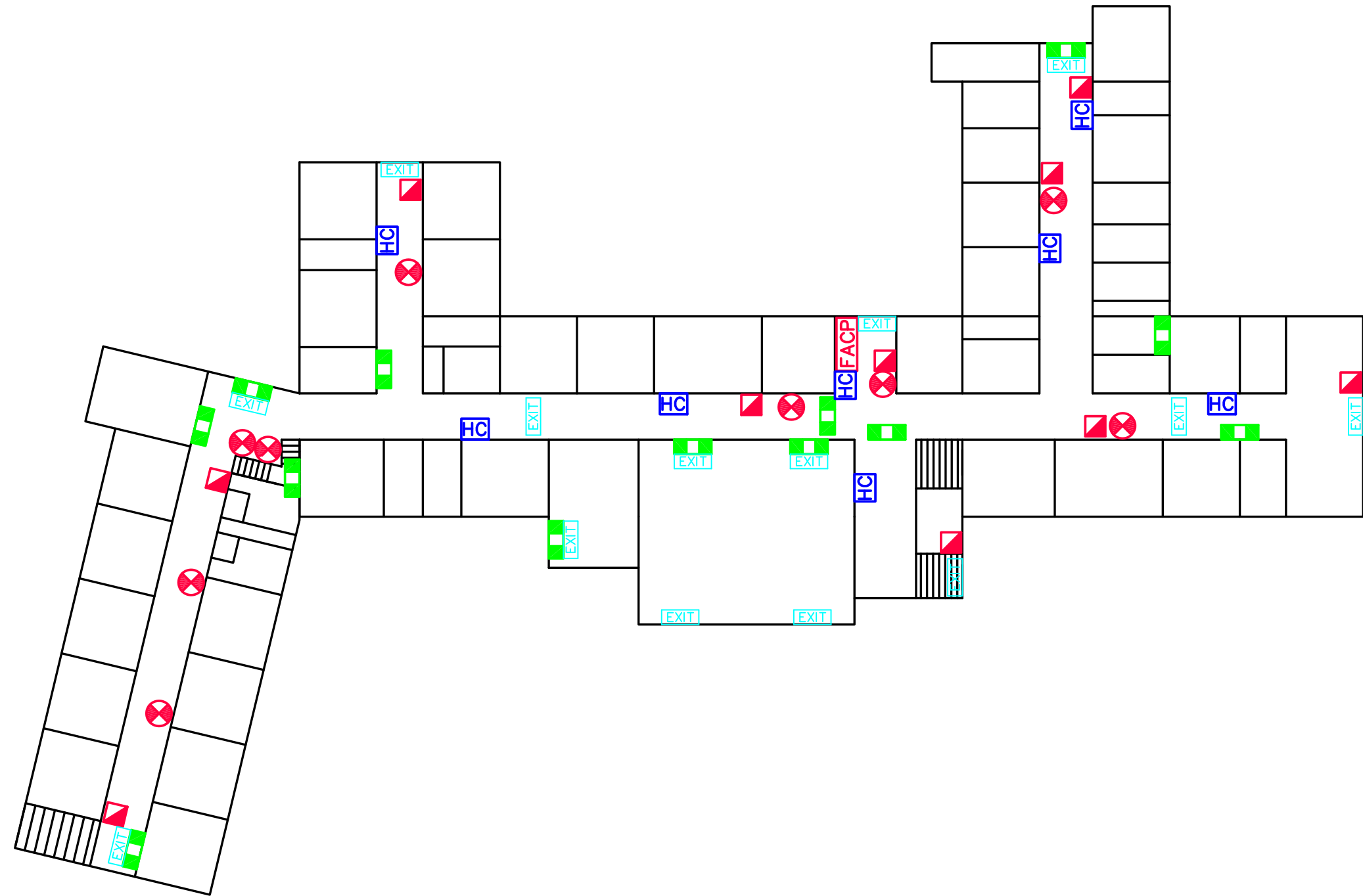
1881 CALDWELL ROAD
EASTERN PASSAGE, NS

Drawing

**MAINTENANCE DRAWING
THIRD FLOOR**














Drawing no.

FSM-3



NORTH

LEGEND

	CONTROL VALVE		FIRE BLANKET
	MAIN SPRINKLER VALVE, SPRINKLER HEADER & ALARM VALVE		EXIT SIGN
	FIRE DEPARTMENT CONNECTION		FIRE ALARM BELL
	FIRE ALARM CONTROL PANEL		EMERGENCY LIGHTING
	MANUAL PULL STATION		FIRE ALARM ANNUNCIATOR
	FIRE EXTINGUISHER		FIRE DAMPER
			HOSE CONNECTION

Project

**SHANNON PARK
ELEMENTARY
SCHOOL**

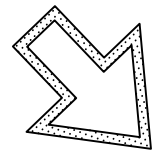
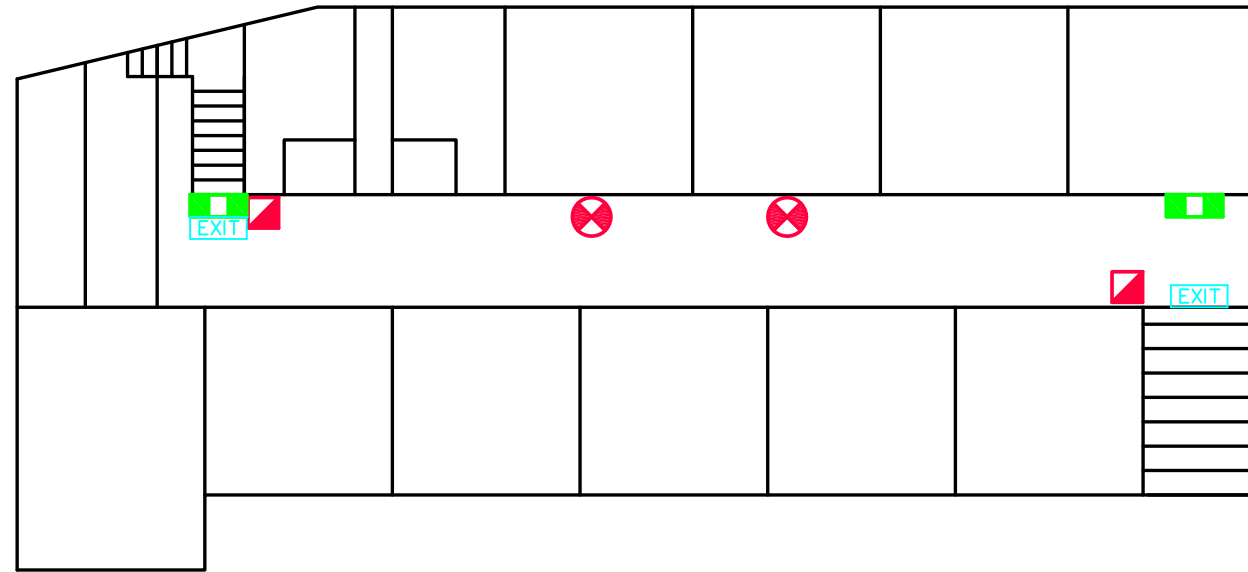
7 IROQUOIS DRIVE
DARTMOUTH, NS

Drawing

**MAINTENANCE DRAWING
FIRST FLOOR**

Drawing no.

FSM-1



NORTH

LEGEND

	CONTROL VALVE		FIRE BLANKET
	MAIN SPRINKLER VALVE , SPRINKLER HEADER & ALARM VALVE		EXIT SIGN
	FIRE DEPARTMENT CONNECTION		FIRE ALARM BELL
	FIRE ALARM CONTROL PANEL		EMERGENCY LIGHTING
	MANUAL PULL STATION		FIRE ALARM ANNUNCIATOR
	FIRE EXTINGUISHER		FIRE DAMPER
			HOSE CONNECTION

Project

**SHANNON PARK
ELEMENTARY
SCHOOL**

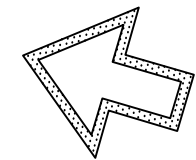
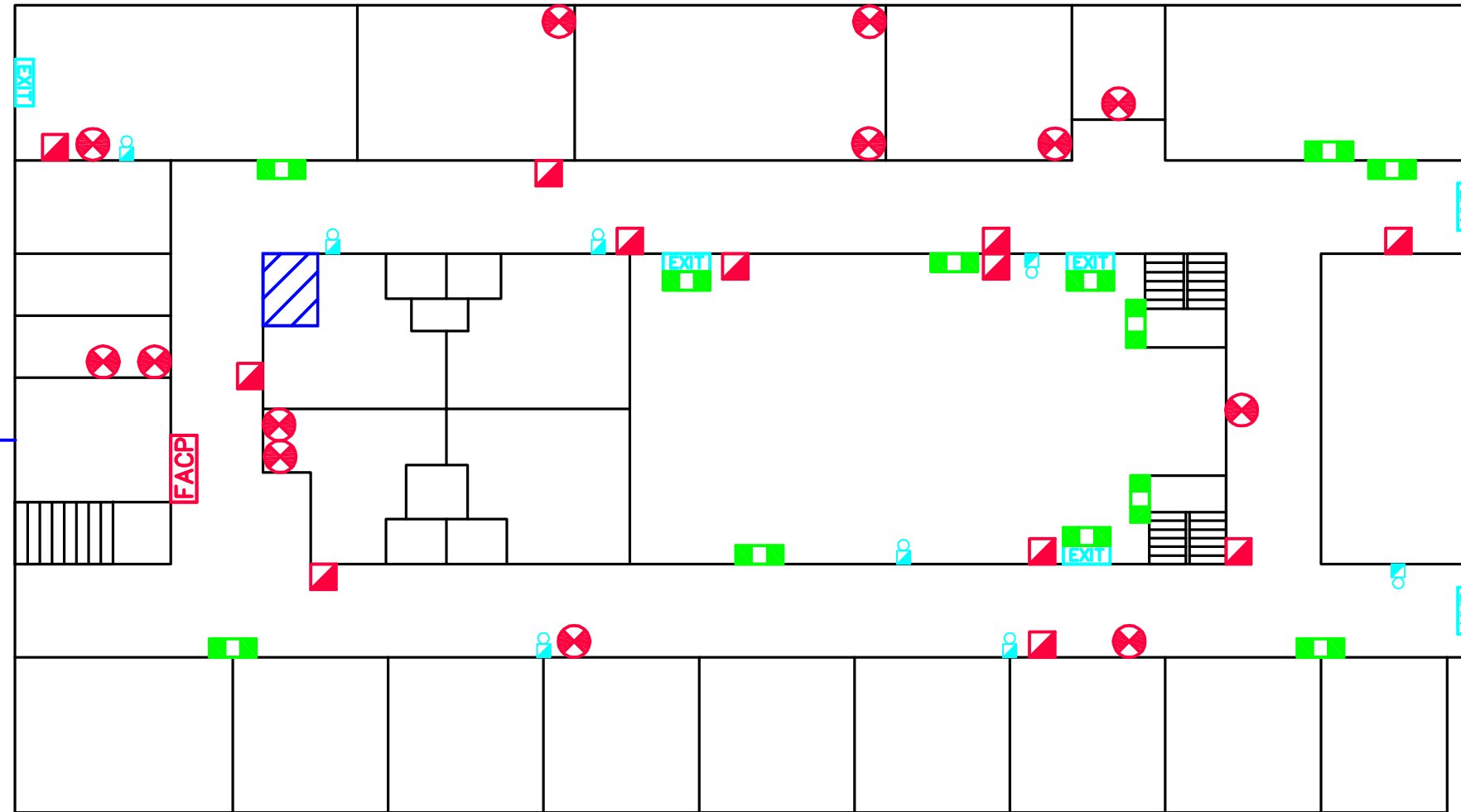
7 IROQUOIS DRIVE
DARTMOUTH, NS

Drawing

**MAINTENANCE DRAWING
SECOND FLOOR**














Drawing no.

FSM-2



NORTH

LEGEND

	CONTROL VALVE		FIRE BLANKET
	MAIN SPRINKLER VALVE, SPRINKLER HEADER & ALARM VALVE		EXIT SIGN
	FIRE DEPARTMENT CONNECTION		FIRE ALARM BELL
	FIRE ALARM CONTROL PANEL		EMERGENCY LIGHTING
	MANUAL PULL STATION		FIRE ALARM ANNUNCIATOR
	FIRE EXTINGUISHER		FIRE DAMPER
			HOSE CONNECTION

Project

**SIR ROBERT BORDEN
JUNIOR HIGH
SCHOOL**

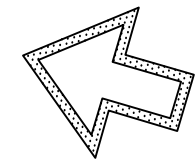
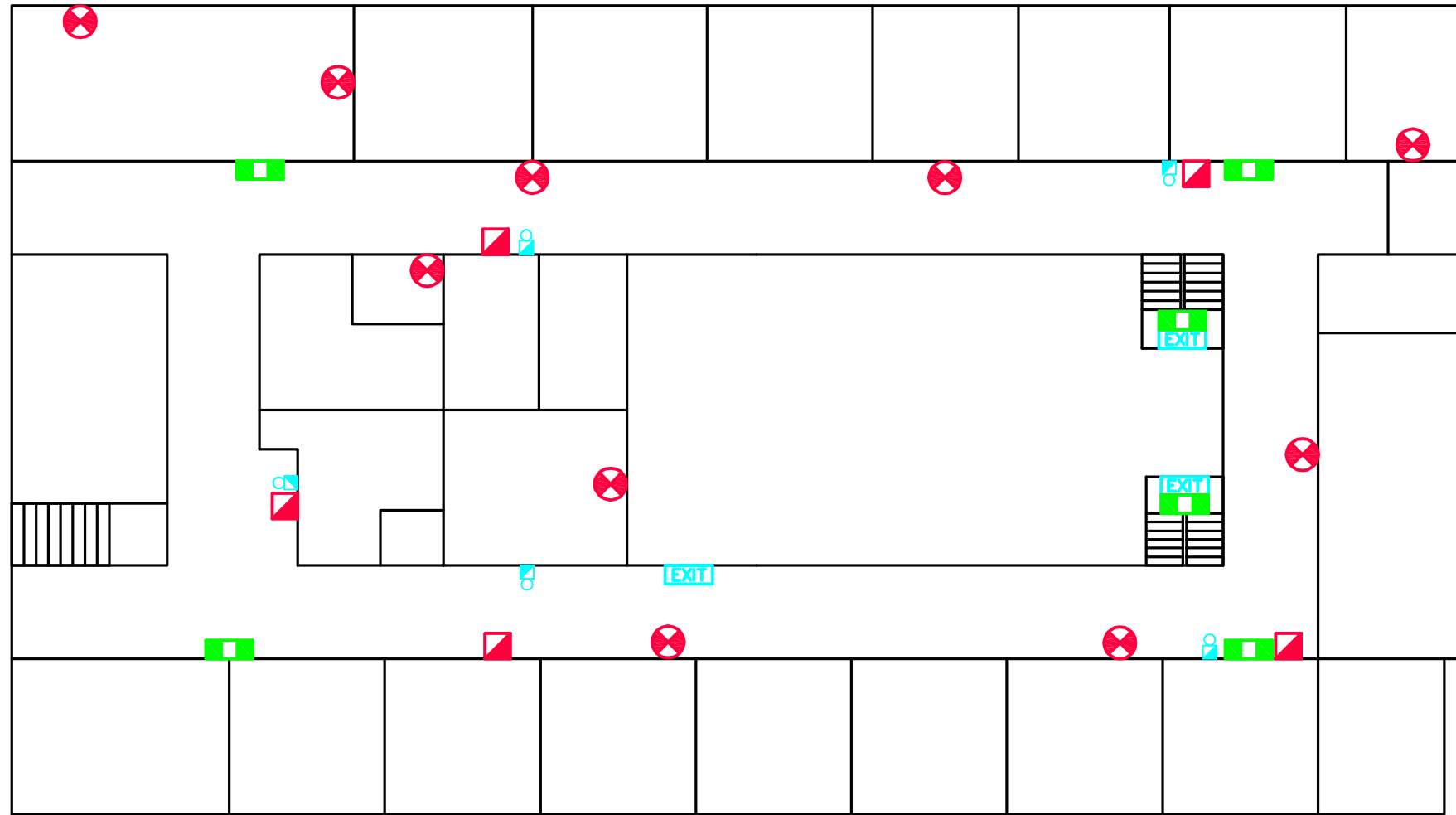
16 EVERGREEN DRIVE
DARTMOUTH, NS

Drawing

**MAINTENANCE DRAWING
FIRST FLOOR**

Drawing no.

FSM-1



NORTH

LEGEND

	CONTROL VALVE		FIRE BLANKET
	MAIN SPRINKLER VALVE , SPRINKLER HEADER & ALARM VALVE		EXIT SIGN
	FIRE DEPARTMENT CONNECTION		FIRE ALARM BELL
	FIRE ALARM CONTROL PANEL		EMERGENCY LIGHTING
	MANUAL PULL STATION		FIRE ALARM ANNUNCIATOR
	FIRE EXTINGUISHER		FIRE DAMPER
			HOSE CONNECTION

Project

**SIR ROBERT BORDEN
JUNIOR HIGH
SCHOOL**


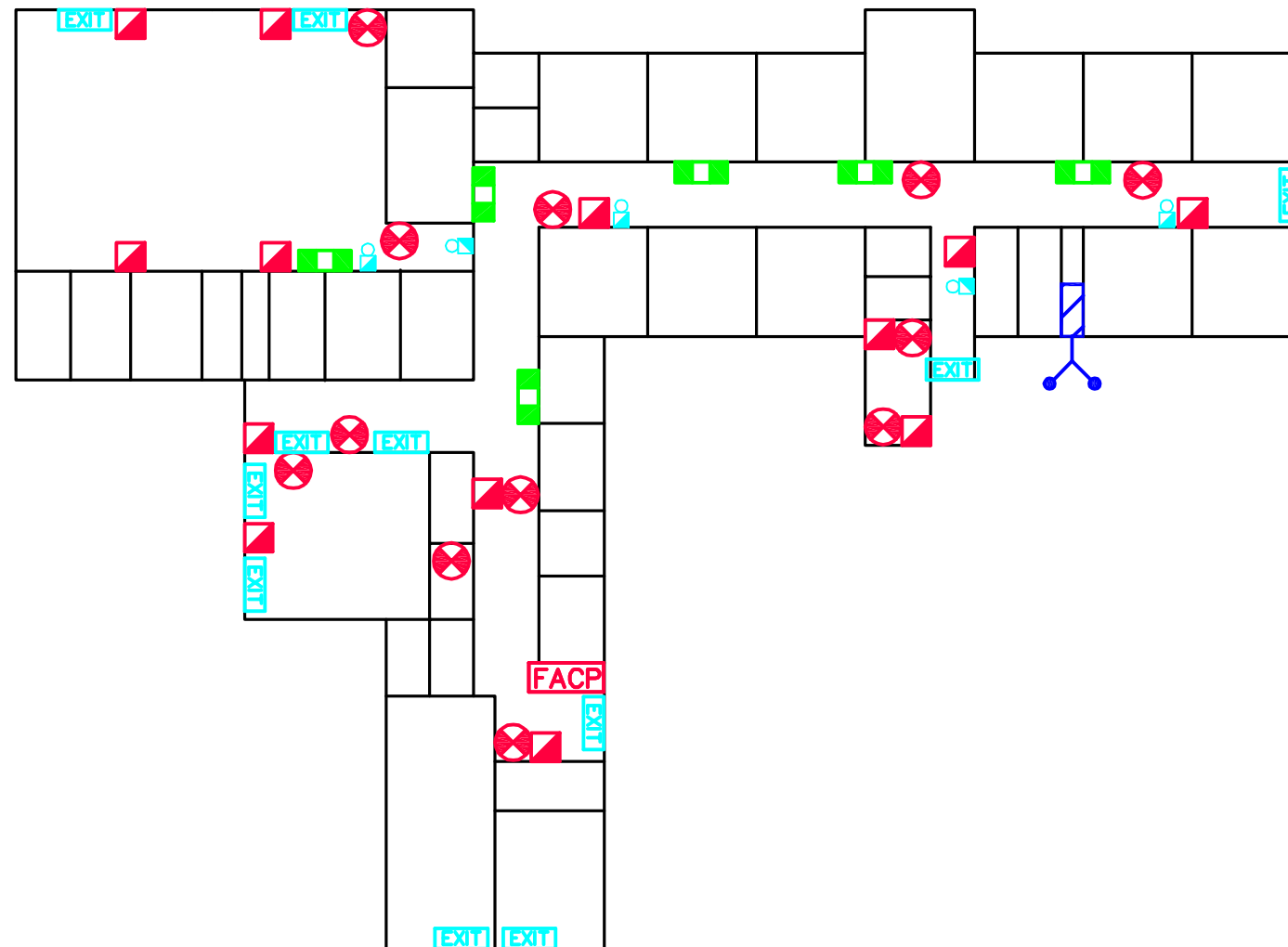
16 EVERGREEN DRIVE
DARTMOUTH, NS

Drawing

**MAINTENANCE DRAWING
SECOND FLOOR**














Drawing no.

FSM-2



NORTH

LEGEND

	CONTROL VALVE		FIRE BLANKET
	MAIN SPRINKLER VALVE, SPRINKLER HEADER & ALARM VALVE		EXIT SIGN
	FIRE DEPARTMENT CONNECTION		FIRE ALARM BELL
	FIRE ALARM CONTROL PANEL		EMERGENCY LIGHTING
	MANUAL PULL STATION		FIRE ALARM ANNUNCIATOR
	FIRE EXTINGUISHER		FIRE DAMPER
			HOSE CONNECTION

Project

**SOUTH WOODSIDE
ELEMENTARY
SCHOOL**

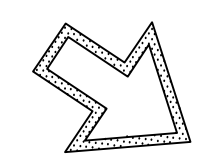
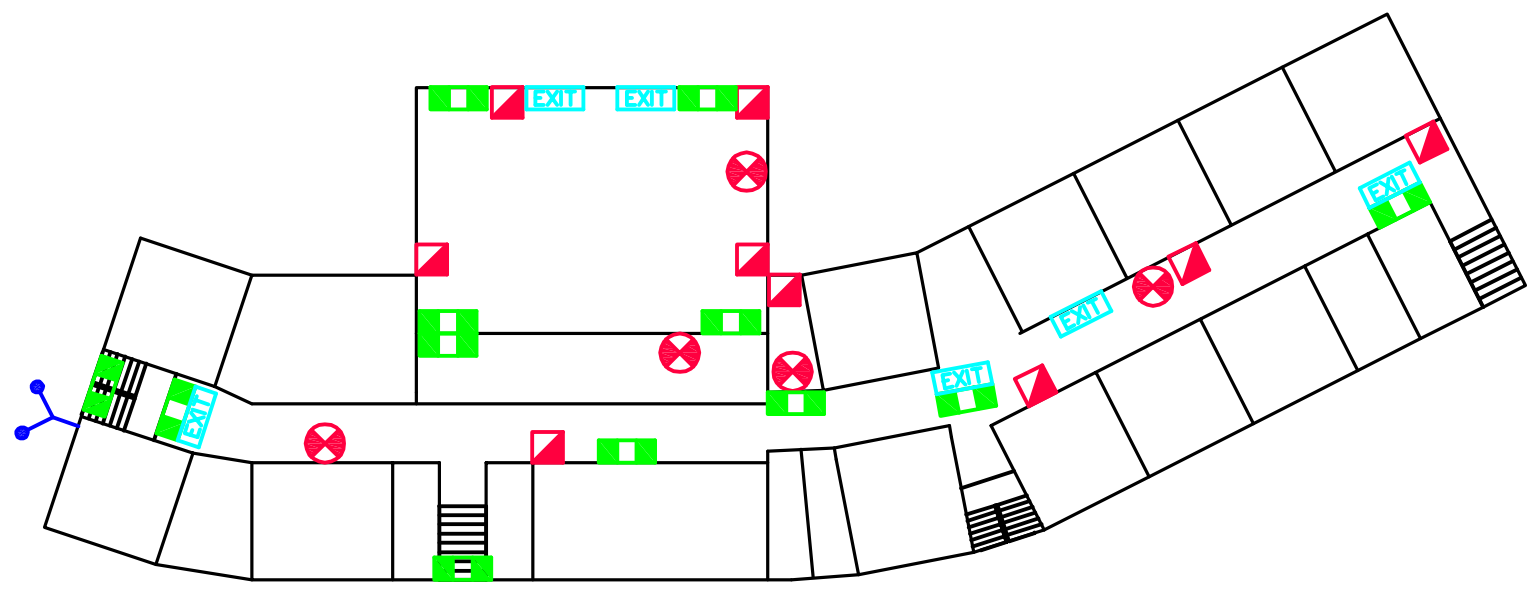
5 EVERETTE STREET
DARTMOUTH, NS

Drawing

**MAINTENANCE DRAWING
FIRST FLOOR**

Drawing no.

FSM-1



NORTH


LEGEND

	CONTROL VALVE		FIRE BLANKET
	MAIN SPRINKLER VALVE , SPRINKLER HEADER & ALARM VALVE		EXIT SIGN
	FIRE DEPARTMENT CONNECTION		FIRE ALARM BELL
	FIRE ALARM CONTROL PANEL		EMERGENCY LIGHTING
	MANUAL PULL STATION		FIRE ALARM ANNUNCIATOR
	FIRE EXTINGUISHER		FIRE DAMPER
			HOSE CONNECTION

Project
**SOUTHDALE-NORTH
WOODSIDE
ELEMENTARY
SCHOOL**
36 HASTINGS DRIVE
DARTMOUTH, NS














Drawing
**MAINTENANCE DRAWING
FIRST FLOOR**

Drawing no.
FSM-1



NORTH

LEGEND

	CONTROL VALVE		FIRE BLANKET
	MAIN SPRINKLER VALVE , SPRINKLER HEADER & ALARM VALVE		EXIT SIGN
	FIRE DEPARTMENT CONNECTION		FIRE ALARM BELL
	FIRE ALARM CONTROL PANEL		EMERGENCY LIGHTING
	MANUAL PULL STATION		FIRE ALARM ANNUNCIATOR
	FIRE EXTINGUISHER		FIRE DAMPER
			HOSE CONNECTION

Project

**SOUTHDALE-NORTH
WOODSIDE
ELEMENTARY
SCHOOL**


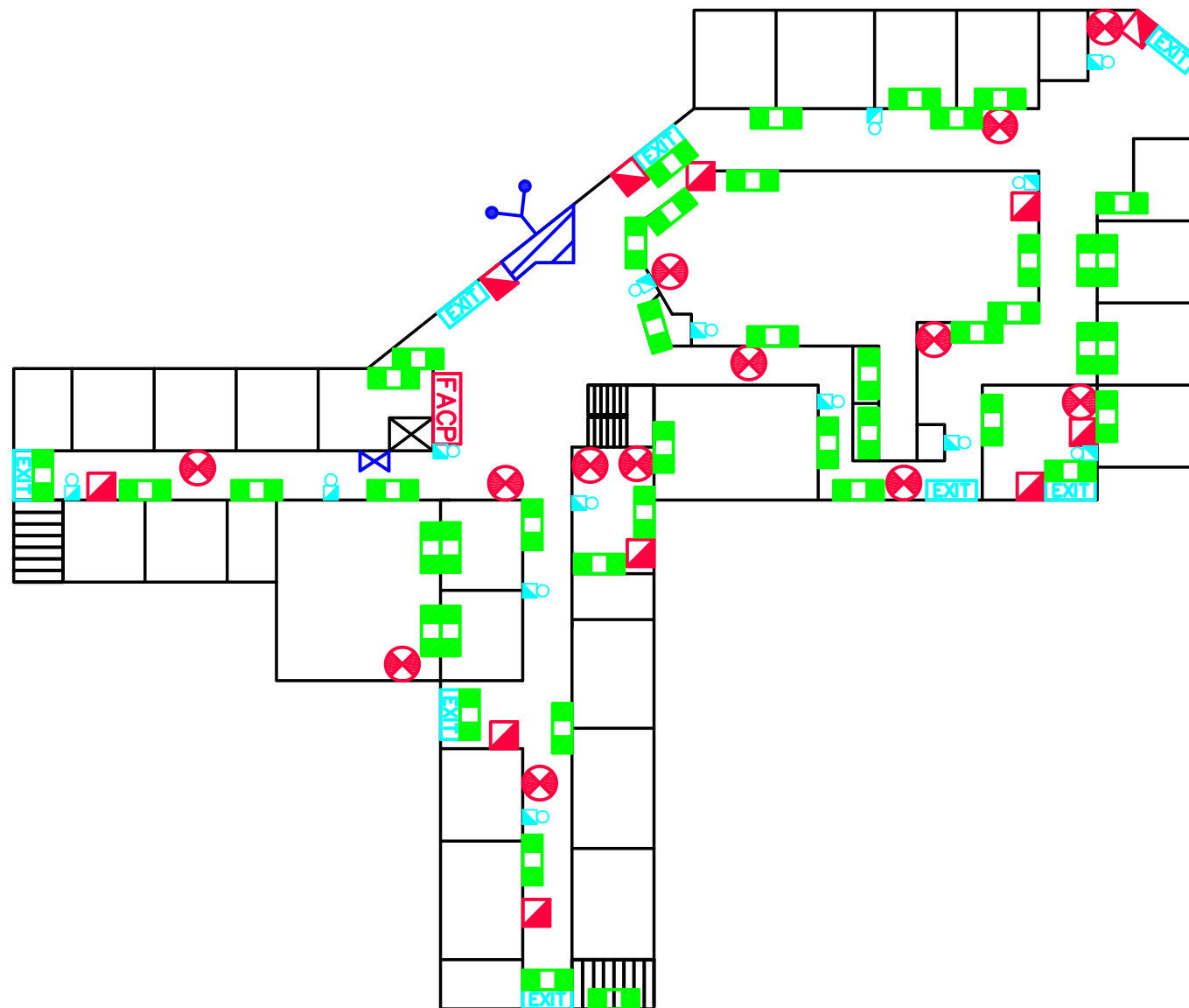
36 HASTINGS DRIVE
DARTMOUTH, NS

Drawing

**MAINTENANCE DRAWING
SECOND FLOOR**














Drawing no.

FSM-2



NORTH

LEGEND

	CONTROL VALVE		FIRE BLANKET
	MAIN SPRINKLER VALVE , SPRINKLER HEADER & ALARM VALVE		EXIT SIGN
	FIRE DEPARTMENT CONNECTION		FIRE ALARM BELL
	FIRE ALARM CONTROL PANEL		EMERGENCY LIGHTING
	MANUAL PULL STATION		FIRE ALARM ANNUNCIATOR
	FIRE EXTINGUISHER		FIRE DAMPER
			HOSE CONNECTION

Project

**TALLAHASSEE
COMMUNITY
ELEMENTARY
SCHOOL**

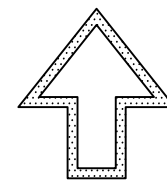
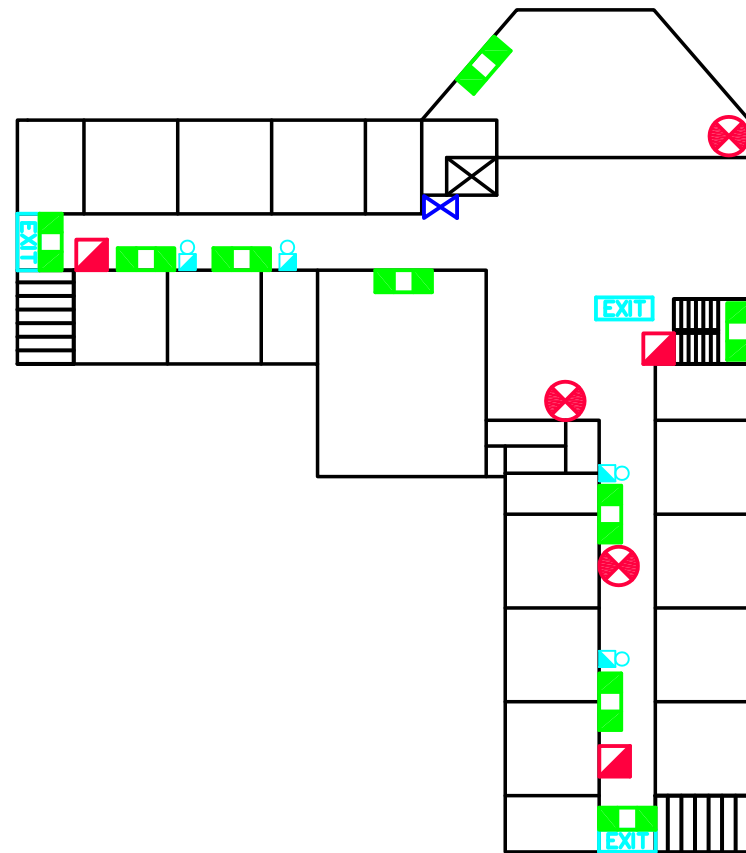
168 REDOUBT WAY
EASTERN PASSAGE, NS

Drawing

**MAINTENANCE DRAWING
FIRST FLOOR**














Drawing no.

FSM-1



NORTH

LEGEND

	CONTROL VALVE		FIRE BLANKET
	MAIN SPRINKLER VALVE , SPRINKLER HEADER & ALARM VALVE		EXIT SIGN
	FIRE DEPARTMENT CONNECTION		FIRE ALARM BELL
	FIRE ALARM CONTROL PANEL		EMERGENCY LIGHTING
	MANUAL PULL STATION		FIRE ALARM ANNUNCIATOR
	FIRE EXTINGUISHER		FIRE DAMPER
			HOSE CONNECTION

Project

**TALLAHASSEE
COMMUNITY
ELEMENTARY
SCHOOL**

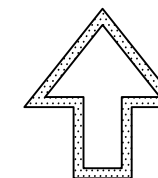
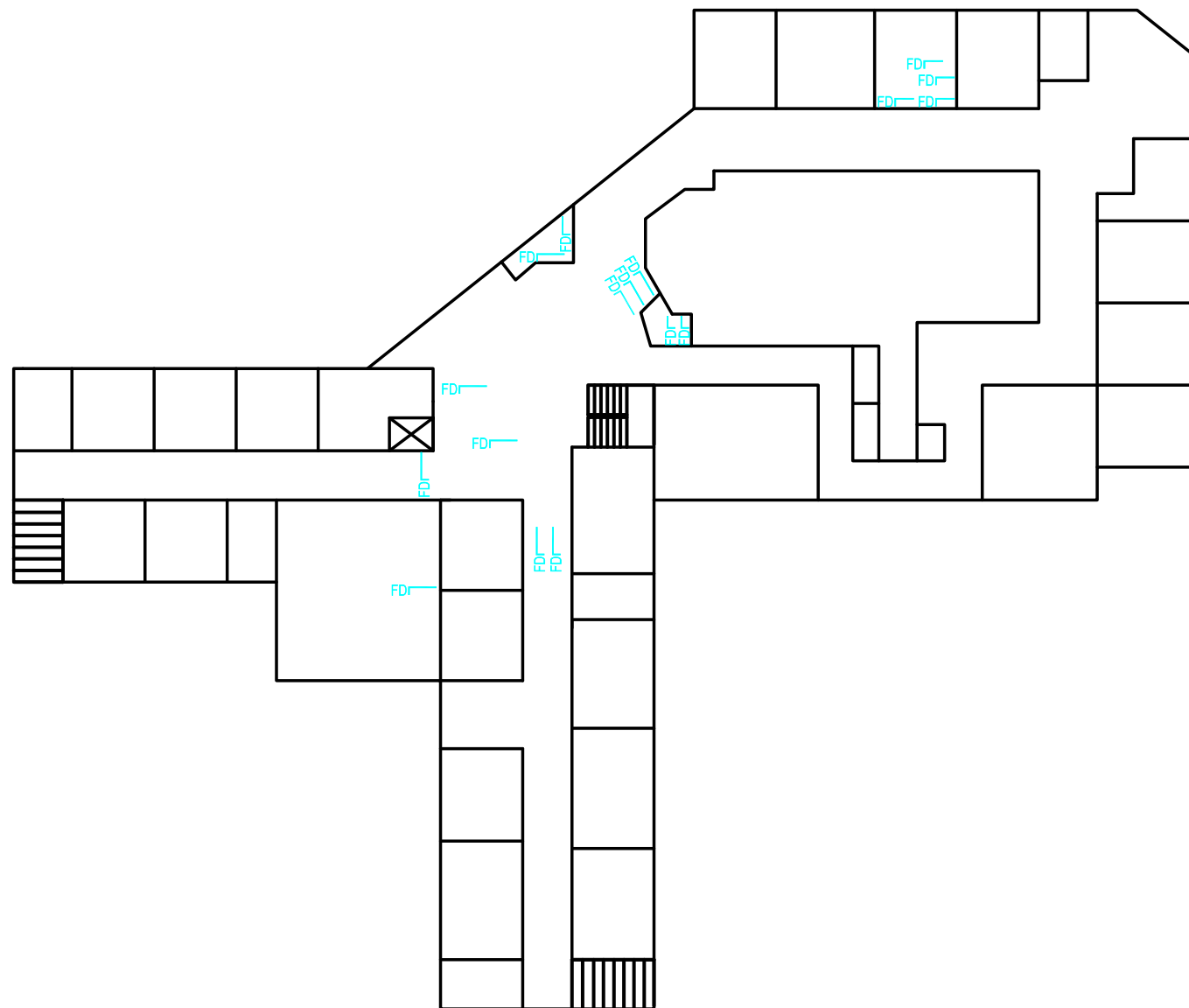
168 REDOUBT WAY
EASTERN PASSAGE, NS

Drawing

**MAINTENANCE DRAWING
SECOND FLOOR**














Drawing no.

FSM-2



NORTH

LEGEND

	CONTROL VALVE		FIRE BLANKET
	MAIN SPRINKLER VALVE , SPRINKLER HEADER & ALARM VALVE		EXIT SIGN
	FIRE DEPARTMENT CONNECTION		FIRE ALARM BELL
	FIRE ALARM CONTROL PANEL		EMERGENCY LIGHTING
	MANUAL PULL STATION		FIRE ALARM ANNUNCIATOR
	FIRE EXTINGUISHER		FIRE DAMPER
			HOSE CONNECTION

Project

**TALLAHASSEE
COMMUNITY
ELEMENTARY
SCHOOL**

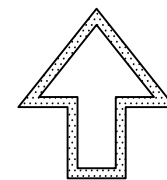
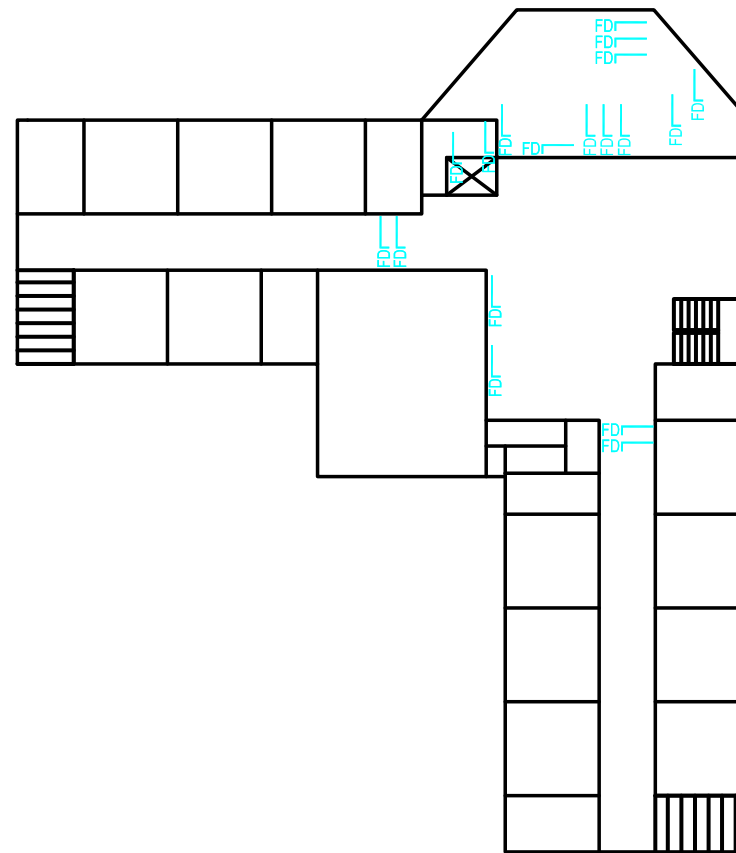
168 REDOUBT WAY
EASTERN PASSAGE, NS

Drawing

**FIRE DAMPER DRAWING
FIRST FLOOR**














Drawing no.

FSM-3



NORTH

LEGEND

	CONTROL VALVE		FIRE BLANKET
	MAIN SPRINKLER VALVE , SPRINKLER HEADER & ALARM VALVE		EXIT SIGN
	FIRE DEPARTMENT CONNECTION		FIRE ALARM BELL
	FIRE ALARM CONTROL PANEL		EMERGENCY LIGHTING
	MANUAL PULL STATION		FIRE ALARM ANNUNCIATOR
	FIRE EXTINGUISHER		FIRE DAMPER
			HOSE CONNECTION

Project

**TALLAHASSEE
COMMUNITY
ELEMENTARY
SCHOOL**

168 REDOUBT WAY
EASTERN PASSAGE, NS

Drawing

**FIRE DAMPER DRAWING
SECOND FLOOR**

Drawing no.

FSM-4






Tender #3959 – Fire Alarm and Emergency Lighting Inspections


Appendix H – Building Floor Plans

Region 4

Note: Unfortunately, there are no floor plans available as a reference guide for O'Connell Drive Elementary. Please refer to the Appendix D File for this school for more information.

LEGEND

-  FIRE DEPARTMENT CONNECTION
-  FIRE DEPARTMENT EMERGENCY RESPONSE LOCATION
-  FIRE DEPARTMENT EMERGENCY RESPONSE ENTRANCE
-  MUNICIPAL FIRE HYDRANT
-  PRIVATE FIRE HYDRANT

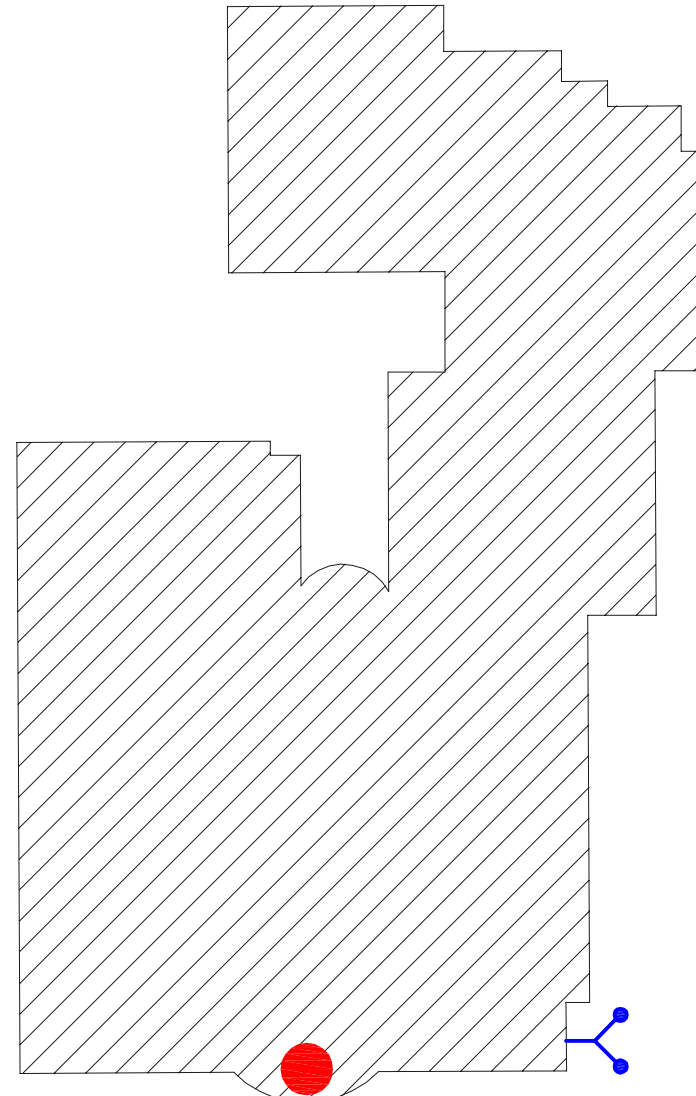


NORTH

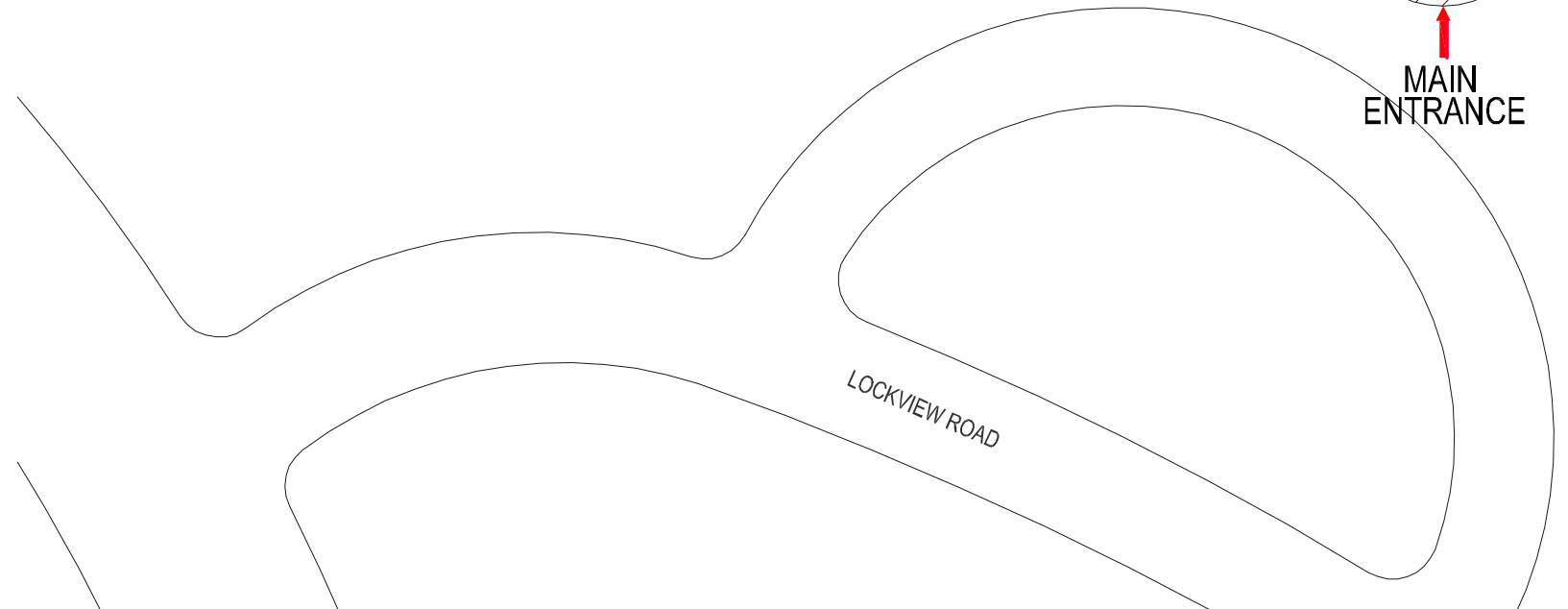
Project
**ASH LEE JEFFERSON
ELEMENTARY
SCHOOL**
*10 LOCKVIEW RD.
FALL RIVER, NS*

Drawing
SITE PLAN

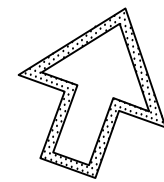
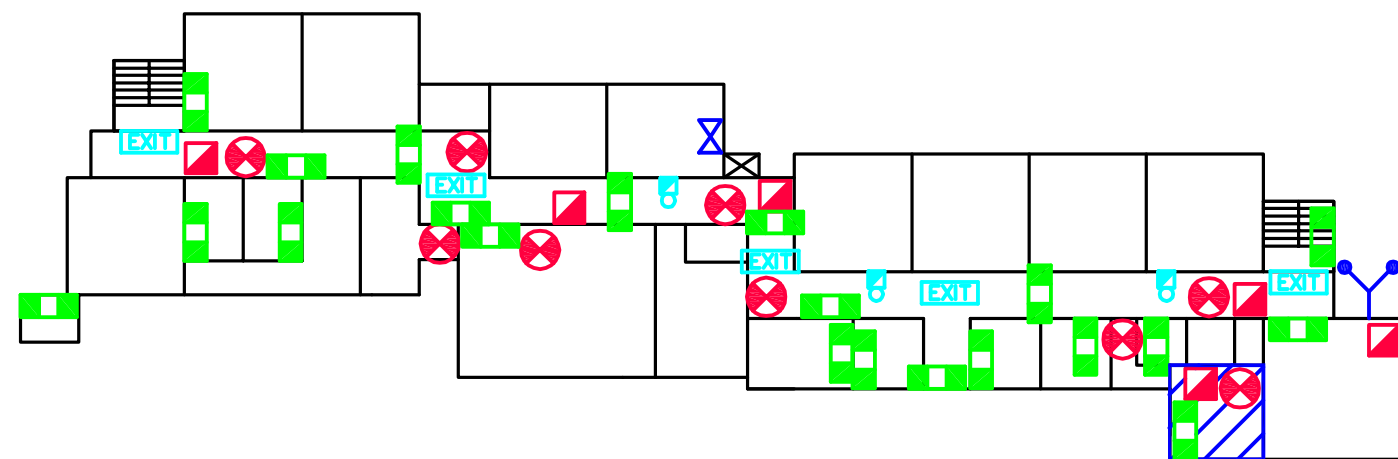
Drawing no.
FSM-0



**MAIN
ENTRANCE**
















LOCKVIEW ROAD



NORTH

LEGEND

	CONTROL VALVE		FIRE BLANKET
	MAIN SPRINKLER VALVE , SPRINKLER HEADER & ALARM VALVE		EXIT SIGN
	FIRE DEPARTMENT CONNECTION		FIRE ALARM BELL
	FIRE ALARM CONTROL PANEL		EMERGENCY LIGHTING
	MANUAL PULL STATION		FIRE ALARM ANNUNCIATOR
	FIRE EXTINGUISHER		FIRE DAMPER
			HOSE CONNECTION

Project

**ASH LEE JEFFERSON
ELEMENTARY
SCHOOL**

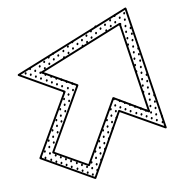
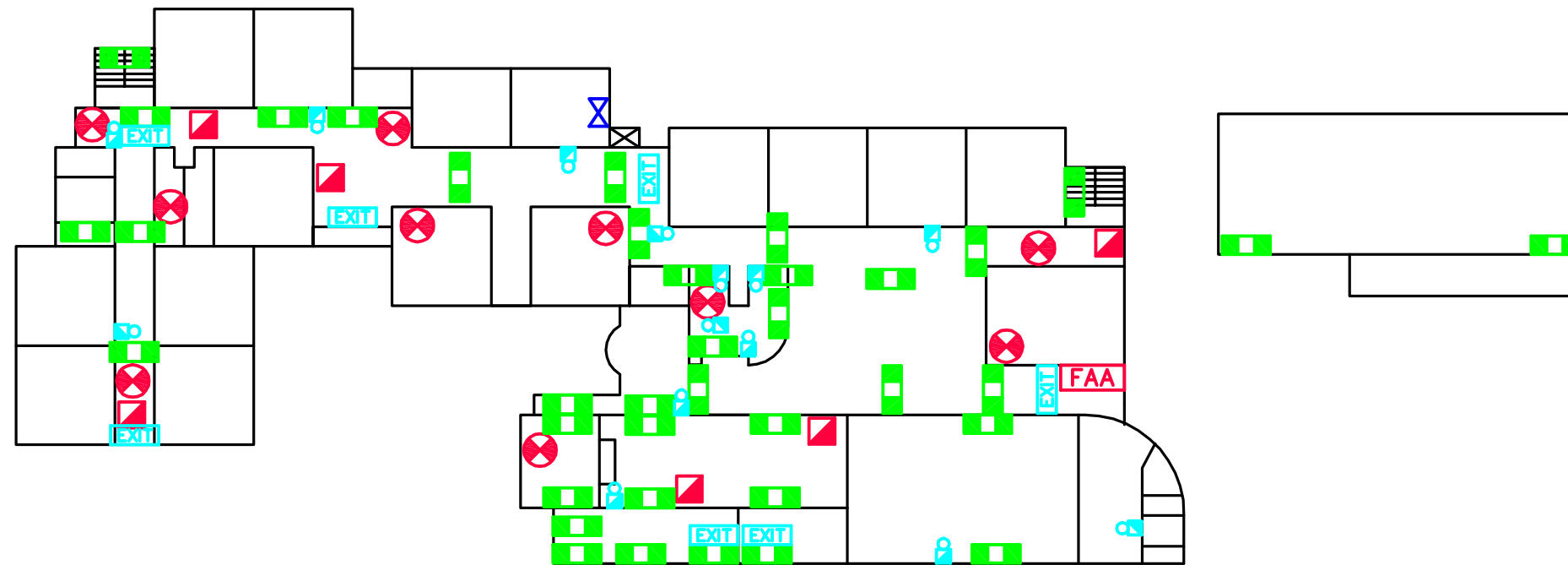
10 LOCKVIEW RD.
FALL RIVER, NS

Drawing

**MAINTENANCE DRAWING
FIRST FLOOR**














Drawing no.

FSM-1



NORTH


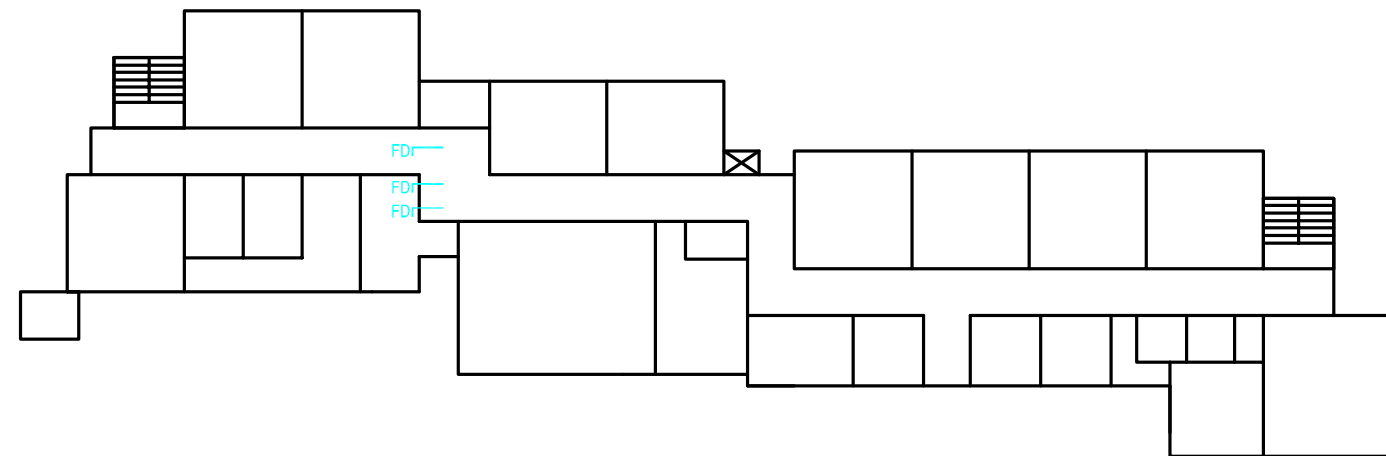
LEGEND

 CONTROL VALVE	 FIRE BLANKET
 MAIN SPRINKLER VALVE, SPRINKLER HEADER & ALARM VALVE	 EXIT SIGN
 FIRE DEPARTMENT CONNECTION	 FIRE ALARM BELL
 FIRE ALARM CONTROL PANEL	 EMERGENCY LIGHTING
 MANUAL PULL STATION	 FIRE ALARM ANNUNCIATOR
 FIRE EXTINGUISHER	 FIRE DAMPER
	 HOSE CONNECTION

Project
**ASH LEE JEFFERSON
 ELEMENTARY
 SCHOOL**
 10 LOCKVIEW RD.
 FALL RIVER, NS














Drawing
**MAINTENANCE DRAWING
 SECOND FLOOR**

Drawing no.
FSM-2



NORTH

LEGEND

	CONTROL VALVE		FIRE BLANKET
	MAIN SPRINKLER VALVE , SPRINKLER HEADER & ALARM VALVE		EXIT SIGN
	FIRE DEPARTMENT CONNECTION		FIRE ALARM BELL
	FIRE ALARM CONTROL PANEL		EMERGENCY LIGHTING
	MANUAL PULL STATION		FIRE ALARM ANNUNCIATOR
	FIRE EXTINGUISHER		FIRE DAMPER
			HOSE CONNECTION

Project

**ASH LEE JEFFERSON
ELEMENTARY
SCHOOL**

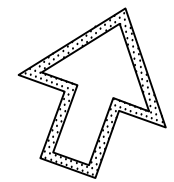
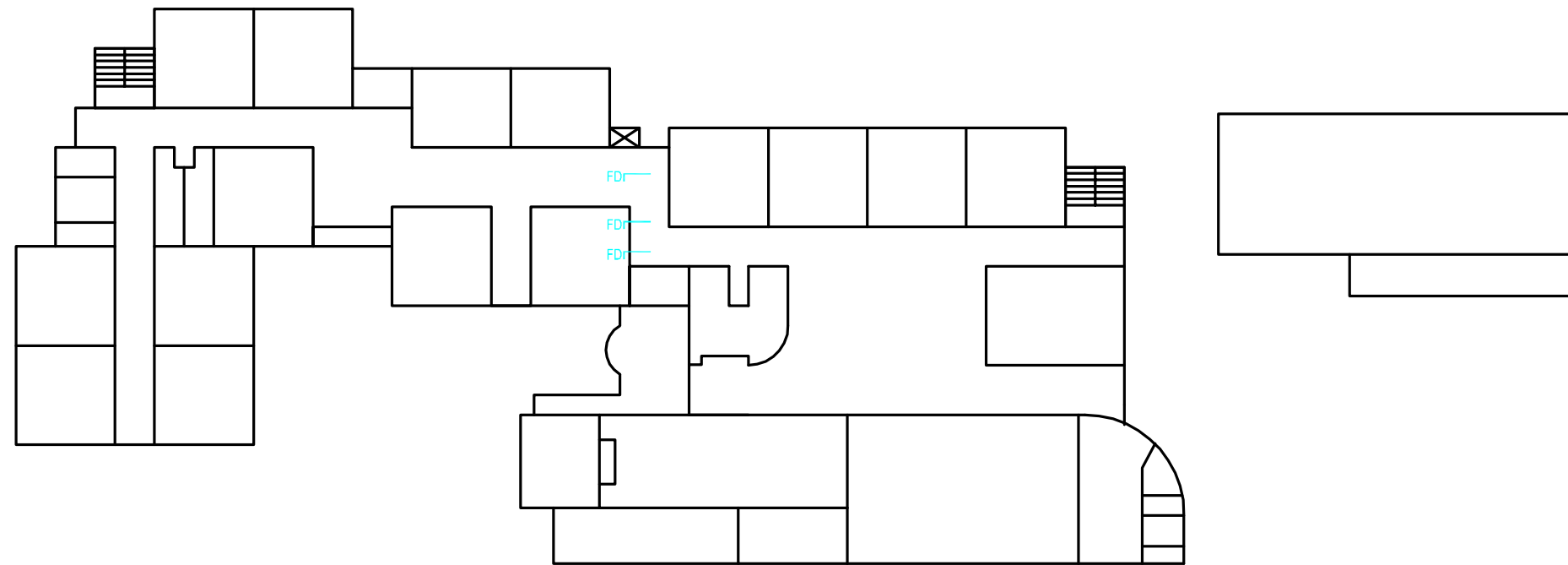
10 LOCKVIEW RD.
FALL RIVER, NS

Drawing

**FIRE DAMPER DRAWING
FIRST FLOOR**














Drawing no.

FSM-3



NORTH

LEGEND






	CONTROL VALVE		FIRE BLANKET
	MAIN SPRINKLER VALVE , SPRINKLER HEADER & ALARM VALVE		EXIT SIGN
	FIRE DEPARTMENT CONNECTION		FIRE ALARM BELL
	FIRE ALARM CONTROL PANEL		EMERGENCY LIGHTING
	MANUAL PULL STATION		FIRE ALARM ANNUNCIATOR
	FIRE EXTINGUISHER		FIRE DAMPER
			HOSE CONNECTION


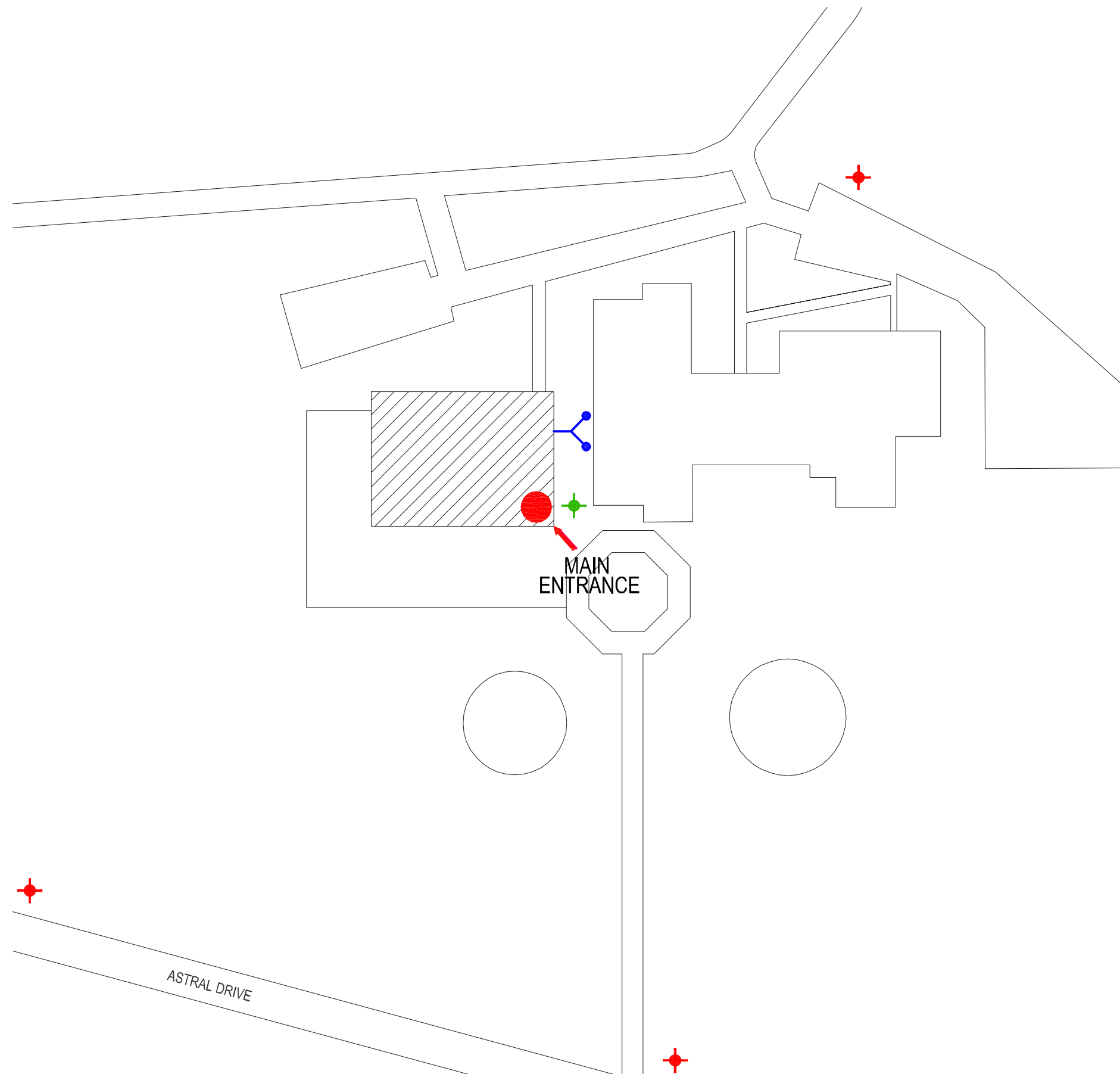
Project
**ASH LEE JEFFERSON
 ELEMENTARY
 SCHOOL**
 10 LOCKVIEW RD.
 FALL RIVER, NS

Drawing
**FIRE DAMPER DRAWING
 SECOND FLOOR**

Drawing no.
FSM-4

LEGEND

-  FIRE DEPARTMENT CONNECTION
-  FIRE DEPARTMENT EMERGENCY RESPONSE LOCATION
-  FIRE DEPARTMENT EMERGENCY RESPONSE ENTRANCE
-  MUNICIPAL FIRE HYDRANT
-  PRIVATE FIRE HYDRANT



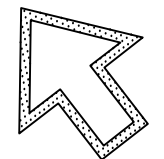
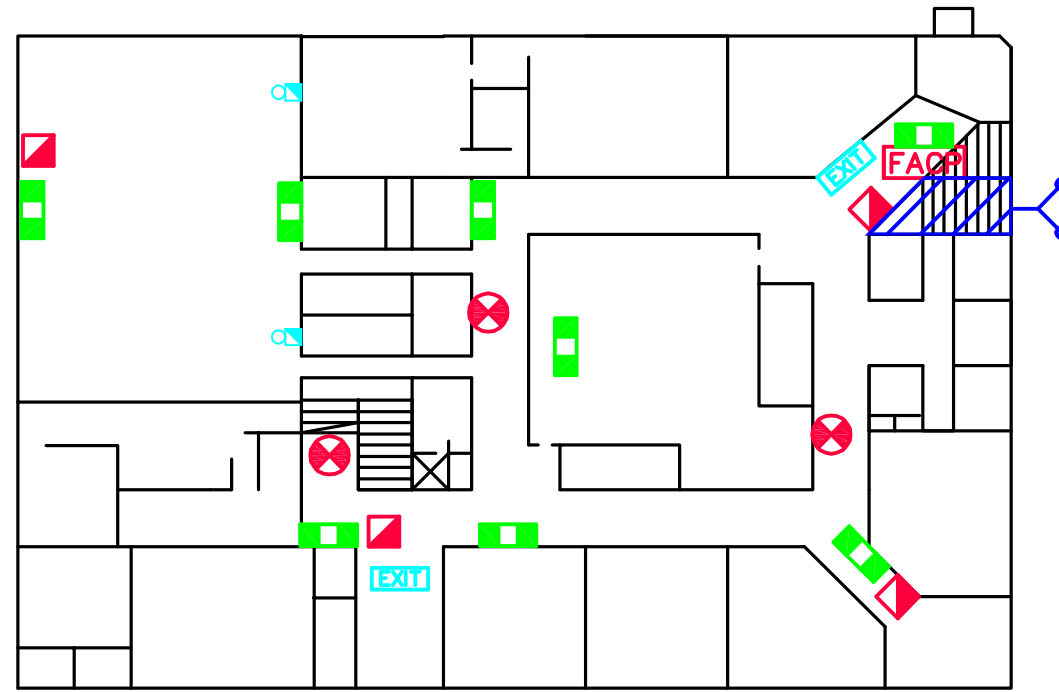
NORTH

Project
**ASTRAL DRIVE
ELEMENTARY
SCHOOL**

*236 ASTRAL DR.
DARTMOUTH, NS*

Drawing
SITE PLAN

Drawing no.
FSM-0



NORTH

LEGEND

	CONTROL VALVE		FIRE BLANKET
	MAIN SPRINKLER VALVE, SPRINKLER HEADER & ALARM VALVE		EXIT SIGN
	FIRE DEPARTMENT CONNECTION		FIRE ALARM BELL
	FIRE ALARM CONTROL PANEL		EMERGENCY LIGHTING
	MANUAL PULL STATION		FIRE ALARM ANNUNCIATOR
	FIRE EXTINGUISHER		FIRE DAMPER
			HOSE CONNECTION

Project

**ASTRAL DRIVE
ELEMENTARY
SCHOOL**


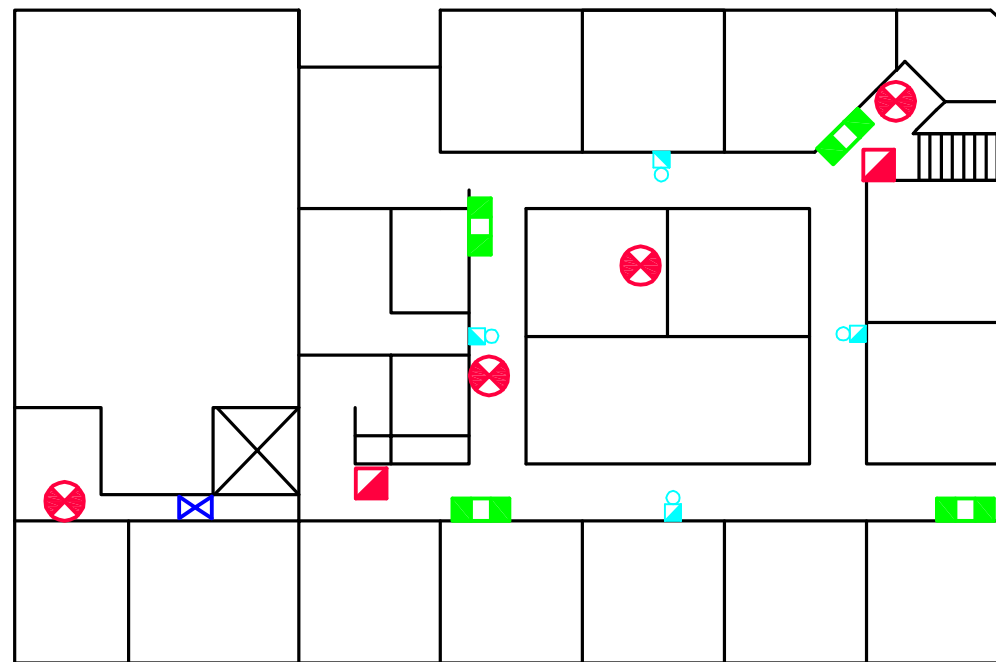
236 ASTRAL DR.
DARTMOUTH, NS

Drawing

**MAINTENANCE DRAWING
FIRST FLOOR**














Drawing no.

FSM-1



NORTH

LEGEND

	CONTROL VALVE		FIRE BLANKET
	MAIN SPRINKLER VALVE, SPRINKLER HEADER & ALARM VALVE		EXIT SIGN
	FIRE DEPARTMENT CONNECTION		FIRE ALARM BELL
	FIRE ALARM CONTROL PANEL		EMERGENCY LIGHTING
	MANUAL PULL STATION		FIRE ALARM ANNUNCIATOR
	FIRE EXTINGUISHER		FIRE DAMPER
			HOSE CONNECTION

Project

**ASTRAL DRIVE
ELEMENTARY
SCHOOL**

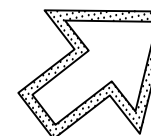
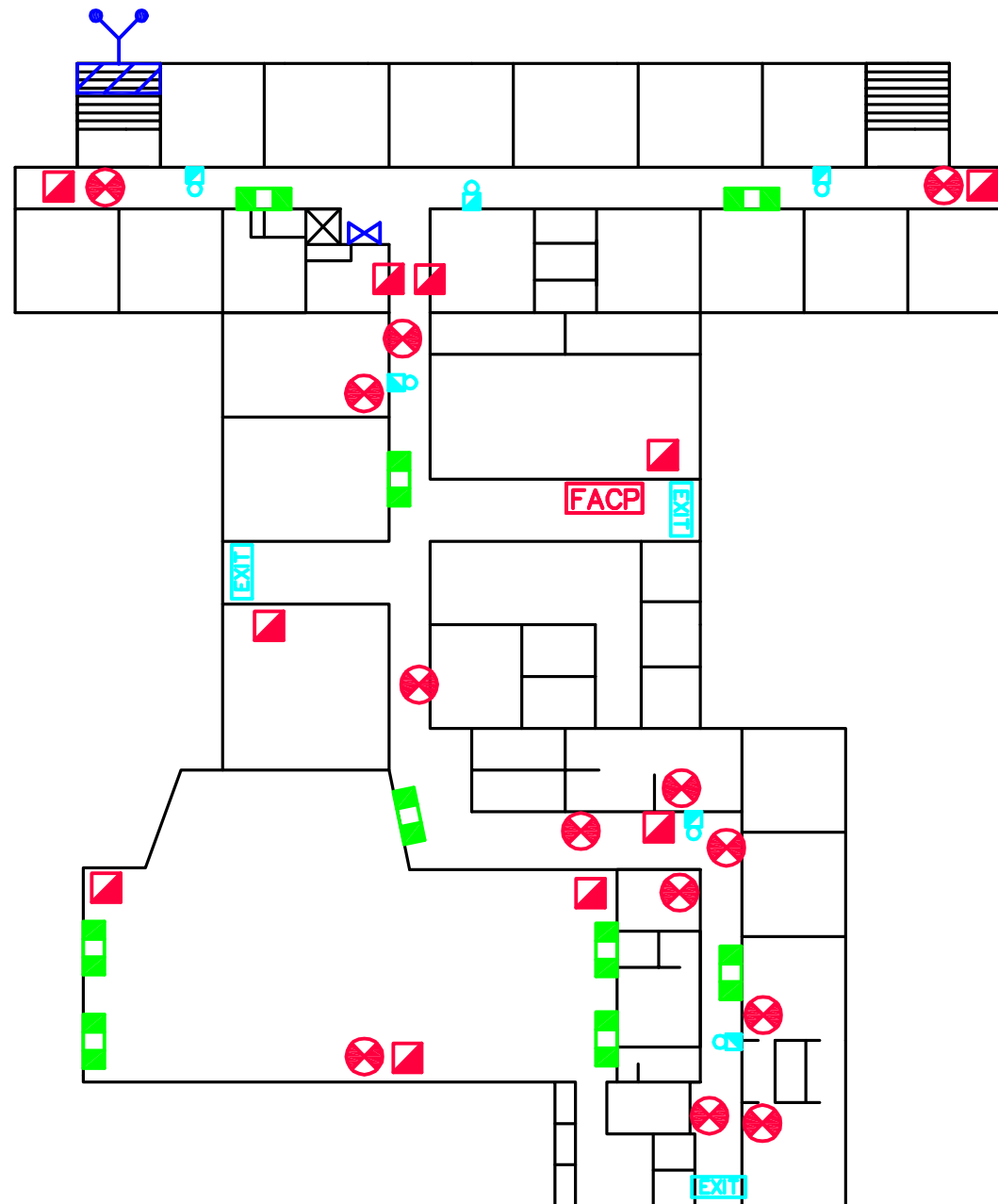
236 ASTRAL DR.
DARTMOUTH, NS

Drawing

**MAINTENANCE DRAWING
SECOND FLOOR**














Drawing no.

FSM-2



NORTH


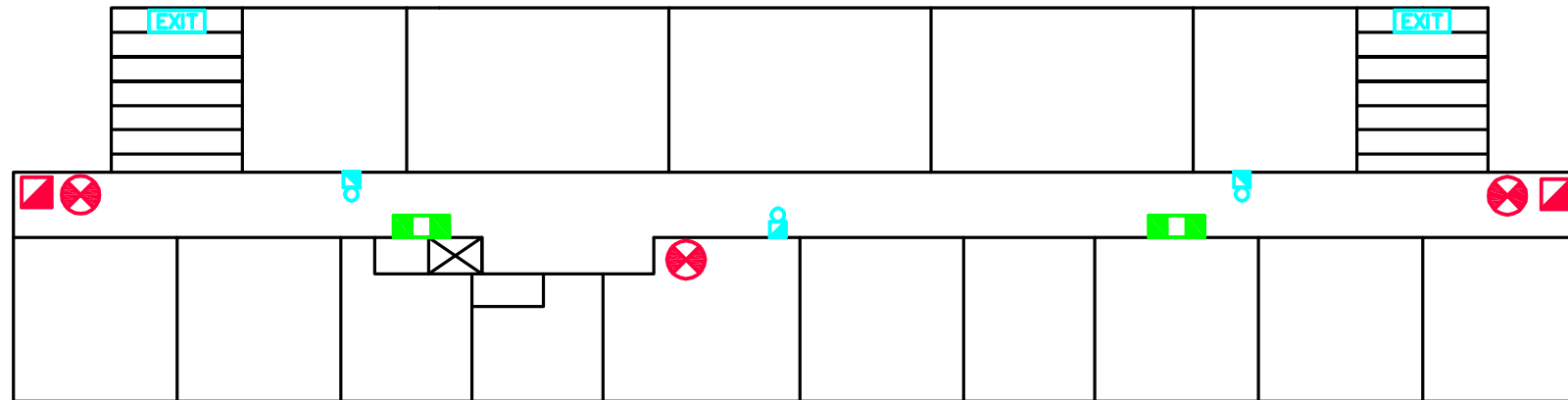
LEGEND

	CONTROL VALVE		FIRE BLANKET
	MAIN SPRINKLER VALVE , SPRINKLER HEADER & ALARM VALVE		EXIT SIGN
	FIRE DEPARTMENT CONNECTION		FIRE ALARM BELL
	FIRE ALARM CONTROL PANEL		EMERGENCY LIGHTING
	MANUAL PULL STATION		FIRE ALARM ANNUNCIATOR
	FIRE EXTINGUISHER		FIRE DAMPER
			HOSE CONNECTION

Project
**ASTRAL DRIVE
 JUNIOR HIGH
 SCHOOL**
 238 ASTRAL DR.
 COLE HARBOUR, NS

Drawing
**MAINTENANCE DRAWING
 FIRST FLOOR**

Drawing no.
FSM-1



NORTH






Project
**ASTRAL DRIVE
 JUNIOR HIGH
 SCHOOL**
 238 ASTRAL DR.
 COLE HARBOUR, NS

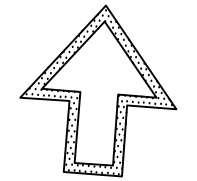
Drawing
**MAINTENANCE DRAWING
 SECOND FLOOR**

Drawing no.
FSM-2

LEGEND	
	CONTROL VALVE
	MAIN SPRINKLER VALVE , SPRINKLER HEADER & ALARM VALVE
	FIRE DEPARTMENT CONNECTION
	FIRE ALARM CONTROL PANEL
	MANUAL PULL STATION
	FIRE EXTINGUISHER
	FIRE BLANKET
	EXIT SIGN
	FIRE ALARM BELL
	EMERGENCY LIGHTING
	FIRE ALARM ANNUNCIATOR
	FIRE DAMPER
	HOSE CONNECTION

LEGEND

-  FIRE DEPARTMENT CONNECTION
-  FIRE DEPARTMENT EMERGENCY RESPONSE LOCATION
-  FIRE DEPARTMENT EMERGENCY RESPONSE ENTRANCE
-  MUNICIPAL FIRE HYDRANT
-  PRIVATE FIRE HYDRANT



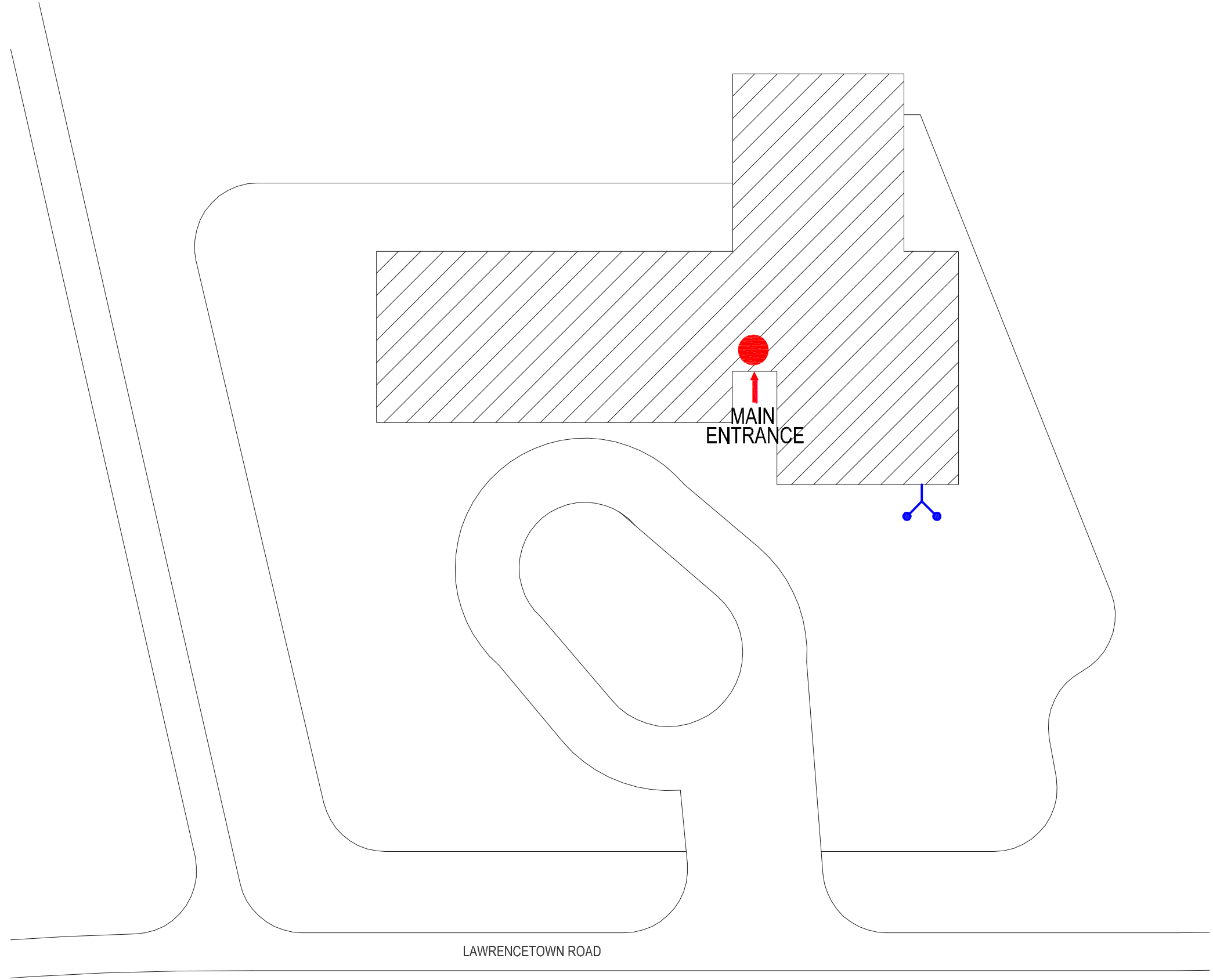
NORTH

Project
**ATLANTIC VIEW
ELEMENTARY
SCHOOL**






3391 LAWRENCETOWN RD.
LAWRENCETOWN, NS


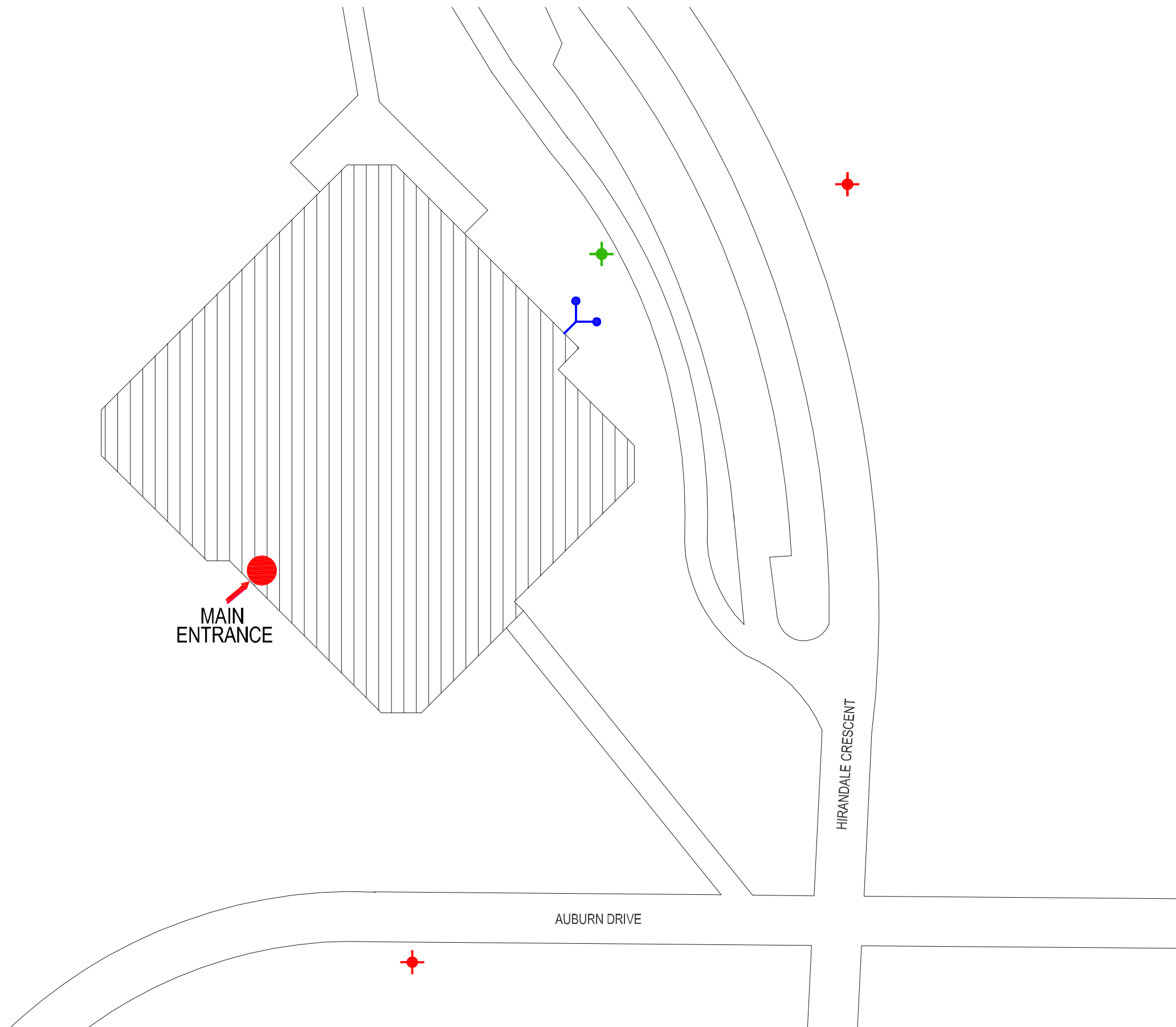
Drawing
SITE PLAN

Drawing no.
FSM-0



LEGEND

-  FIRE DEPARTMENT CONNECTION
-  FIRE DEPARTMENT EMERGENCY RESPONSE LOCATION
-  FIRE DEPARTMENT EMERGENCY RESPONSE ENTRANCE
-  MUNICIPAL FIRE HYDRANT
-  PRIVATE FIRE HYDRANT


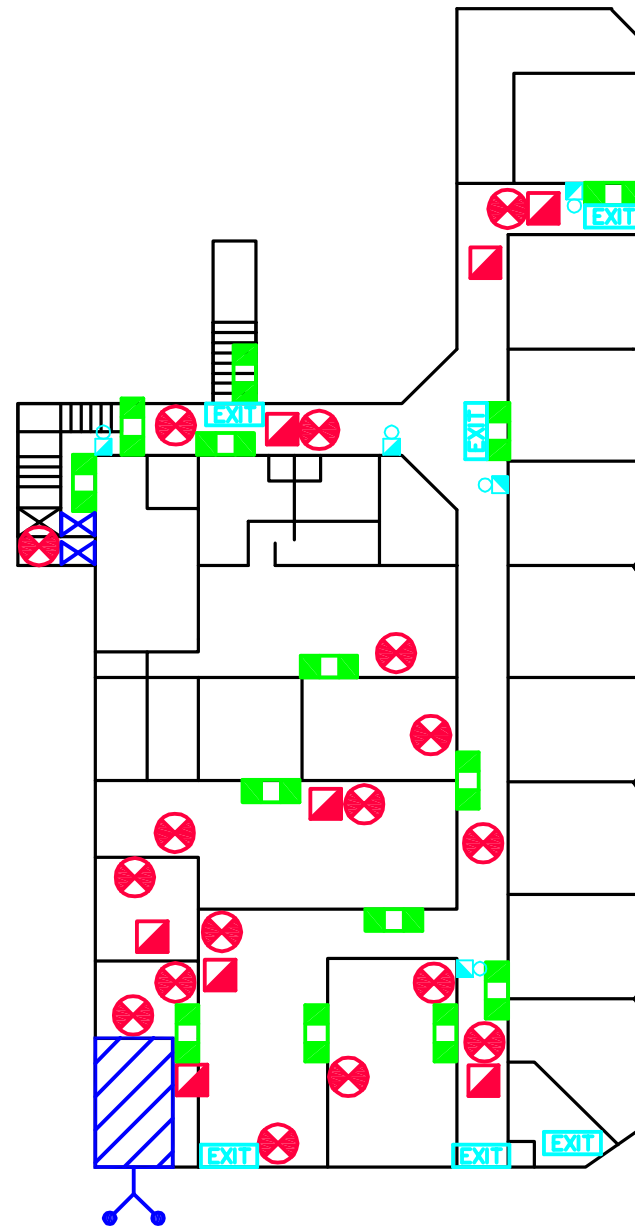


NORTH

Project
**AUBURN DRIVE
HIGH SCHOOL**
*300 AUBURN DR.
DARTMOUTH, NS*














Drawing
SITE PLAN

Drawing no.
FSM-0



NORTH

LEGEND

	CONTROL VALVE		FIRE BLANKET
	MAIN SPRINKLER VALVE , SPRINKLER HEADER & ALARM VALVE		EXIT SIGN
	FIRE DEPARTMENT CONNECTION		FIRE ALARM BELL
	FIRE ALARM CONTROL PANEL		EMERGENCY LIGHTING
	MANUAL PULL STATION		FIRE ALARM ANNUNCIATOR
	FIRE EXTINGUISHER		FIRE DAMPER
			HOSE CONNECTION

Project

**AUBURN DRIVE
HIGH SCHOOL**


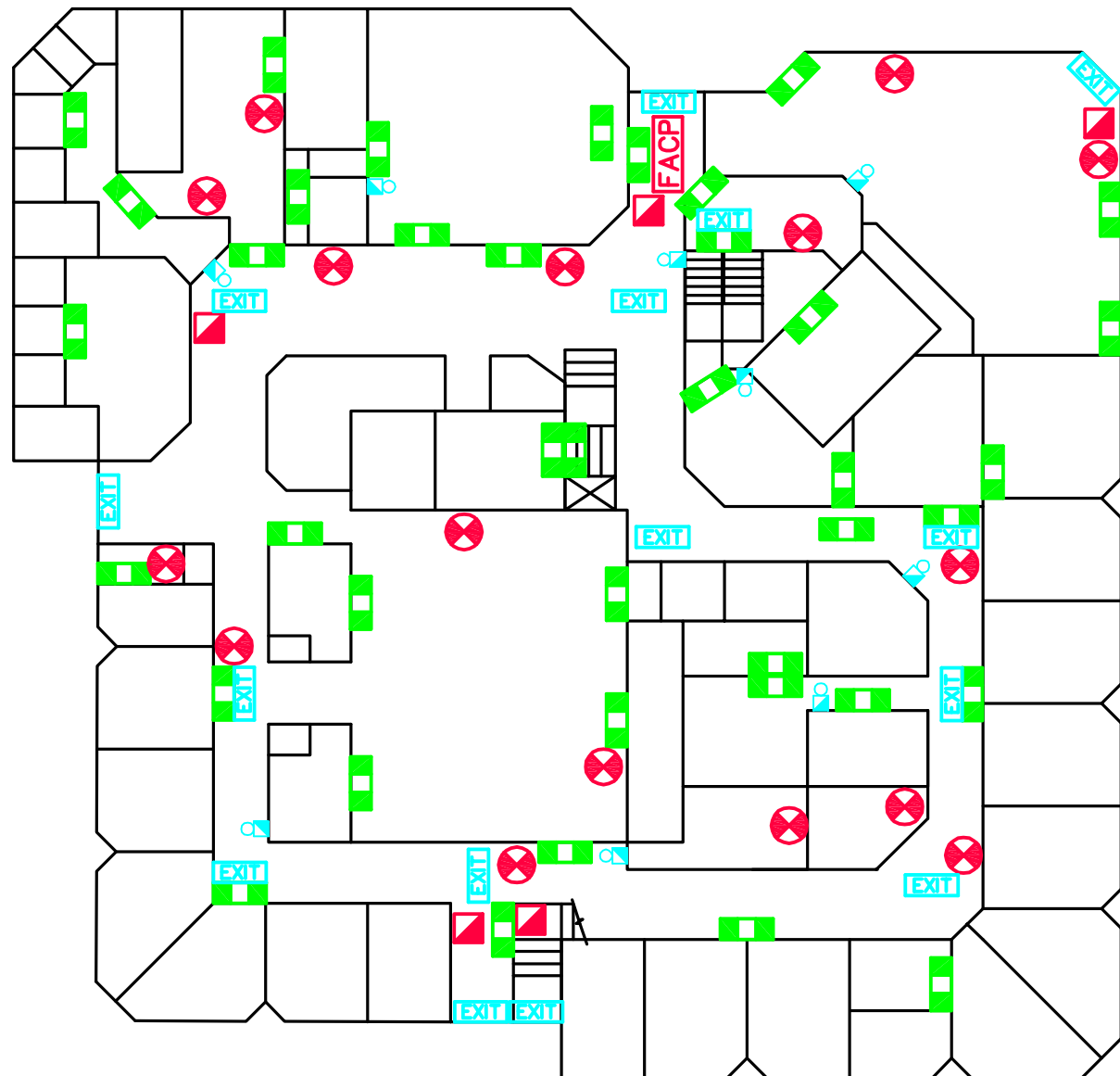
300 AUBURN DR.
DARTMOUTH, NS

Drawing

**MAINTENANCE DRAWING
FIRST FLOOR**














Drawing no.

FSM-1



NORTH


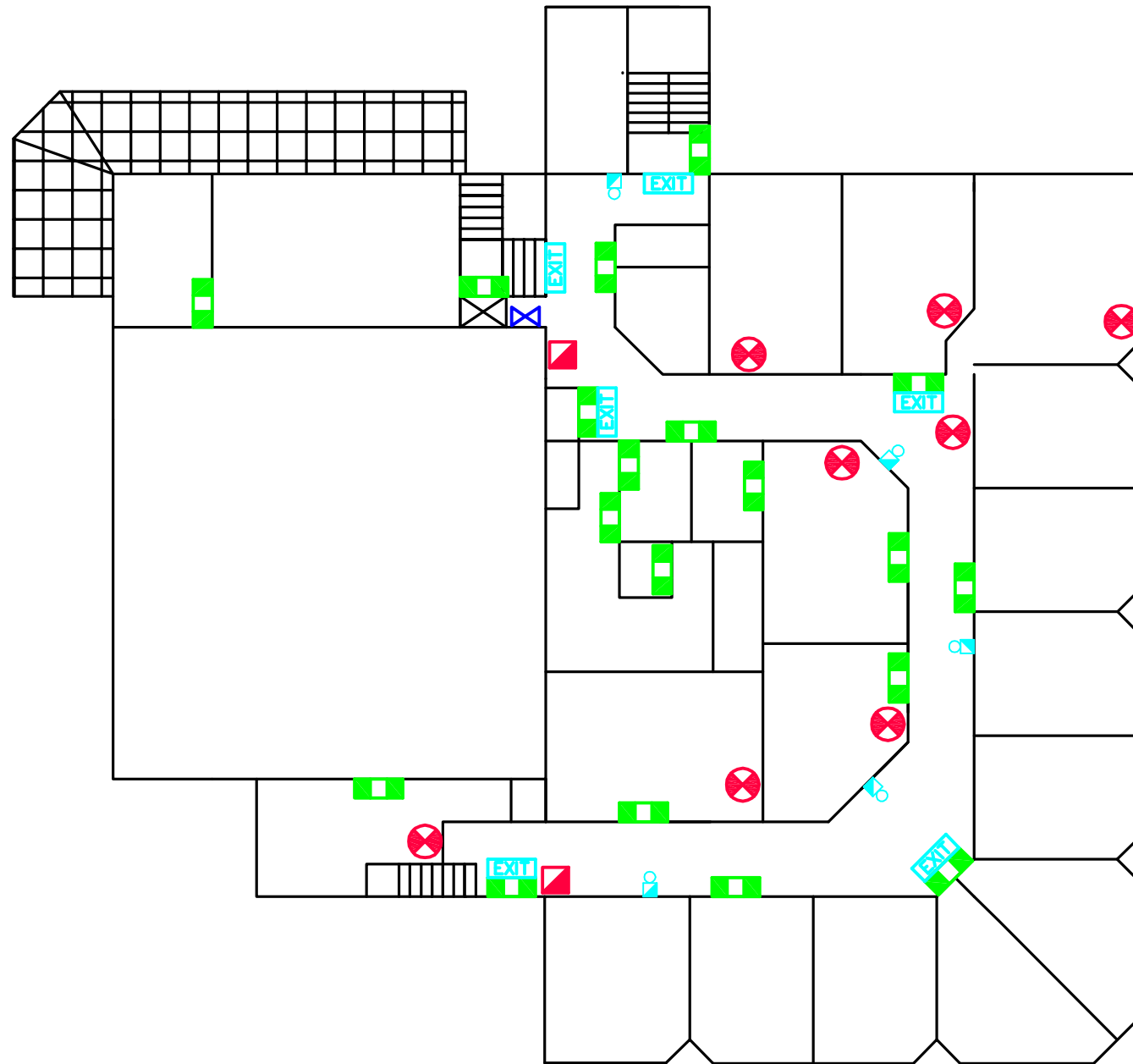
LEGEND

	CONTROL VALVE		FIRE BLANKET
	MAIN SPRINKLER VALVE, SPRINKLER HEADER & ALARM VALVE		EXIT SIGN
	FIRE DEPARTMENT CONNECTION		FIRE ALARM BELL
	FIRE ALARM CONTROL PANEL		EMERGENCY LIGHTING
	MANUAL PULL STATION		FIRE ALARM ANNUNCIATOR
	FIRE EXTINGUISHER		FIRE DAMPER
			HOSE CONNECTION

Project
**AUBURN DRIVE
 HIGH SCHOOL**
 300 AUBURN DR.
 DARTMOUTH, NS














Drawing
**MAINTENANCE DRAWING
 SECOND FLOOR**

Drawing no.
FSM-2



NORTH

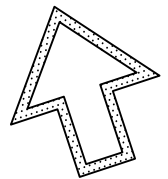
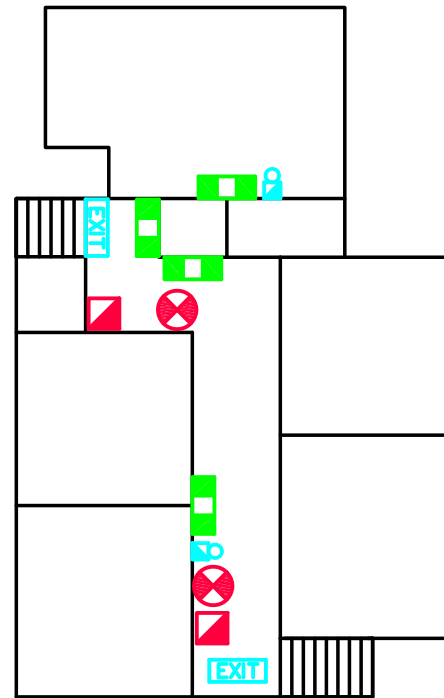
LEGEND

	CONTROL VALVE		FIRE BLANKET
	MAIN SPRINKLER VALVE, SPRINKLER HEADER & ALARM VALVE		EXIT SIGN
	FIRE DEPARTMENT CONNECTION		FIRE ALARM BELL
	FIRE ALARM CONTROL PANEL		EMERGENCY LIGHTING
	MANUAL PULL STATION		FIRE ALARM ANNUNCIATOR
	FIRE EXTINGUISHER		FIRE DAMPER
			HOSE CONNECTION

Project
**AUBURN DRIVE
 HIGH SCHOOL**
 300 AUBURN DR.
 DARTMOUTH, NS














Drawing
**MAINTENANCE DRAWING
 THIRD FLOOR**

Drawing no.
FSM-3



NORTH

LEGEND

	CONTROL VALVE		FIRE BLANKET
	MAIN SPRINKLER VALVE , SPRINKLER HEADER & ALARM VALVE		EXIT SIGN
	FIRE DEPARTMENT CONNECTION		FIRE ALARM BELL
	FIRE ALARM CONTROL PANEL		EMERGENCY LIGHTING
	MANUAL PULL STATION		FIRE ALARM ANNUNCIATOR
	FIRE EXTINGUISHER		FIRE DAMPER
			HOSE CONNECTION

Project

**BEAVER
BANK-KINSAC
ELEMENTARY
SCHOOL**

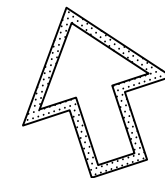
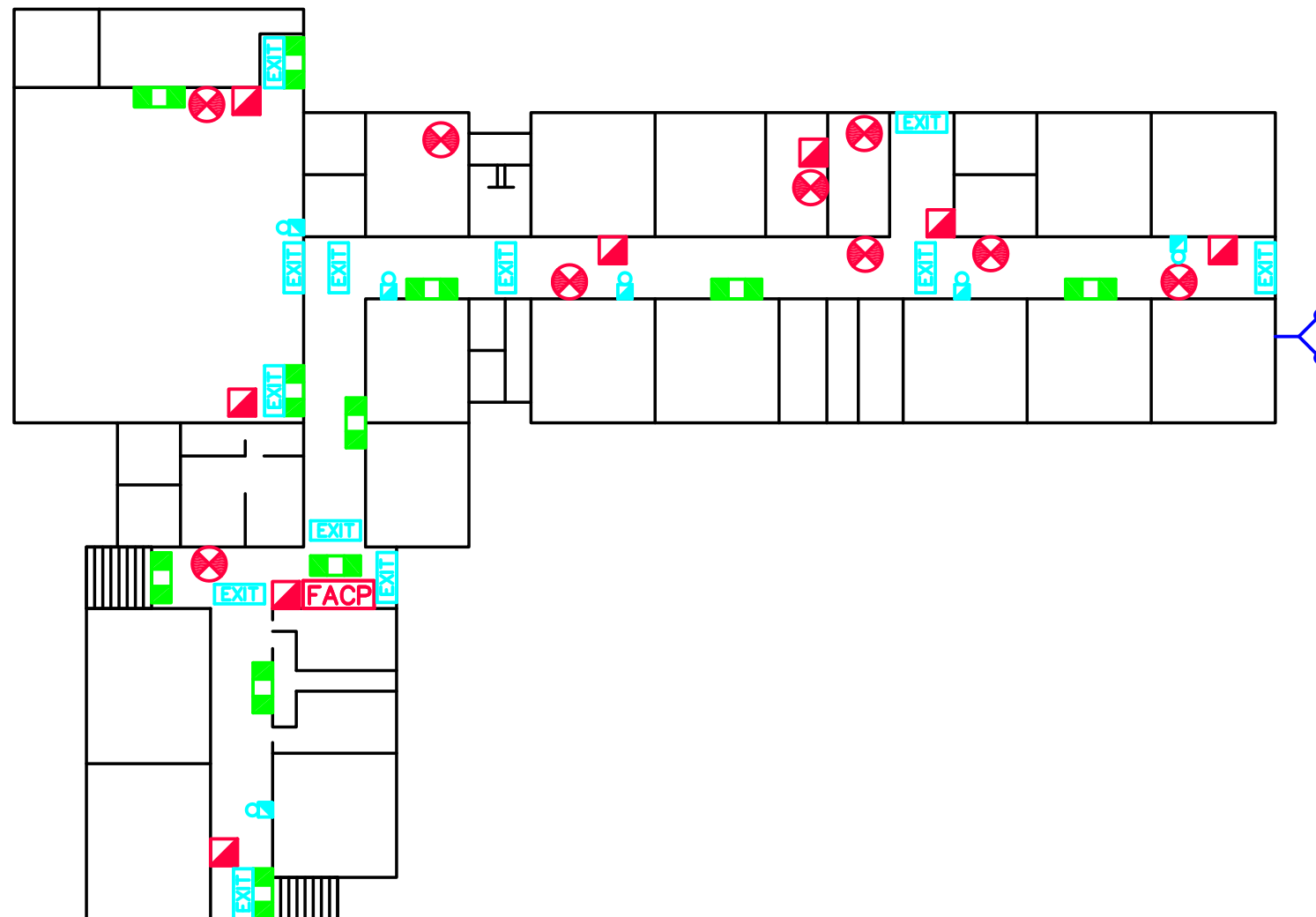
*28 KINSAC RD.
BEAVER BANK, NS*

Drawing

**MAINTENANCE DRAWING
FIRST FLOOR**














Drawing no.

FSM-1



NORTH

LEGEND

	CONTROL VALVE		FIRE BLANKET
	MAIN SPRINKLER VALVE, SPRINKLER HEADER & ALARM VALVE		EXIT SIGN
	FIRE DEPARTMENT CONNECTION		FIRE ALARM BELL
	FIRE ALARM CONTROL PANEL		EMERGENCY LIGHTING
	MANUAL PULL STATION		FIRE ALARM ANNUNCIATOR
	FIRE EXTINGUISHER		FIRE DAMPER
			HOSE CONNECTION

Project

**BEAVER
BANK-KINSAC
ELEMENTARY
SCHOOL**


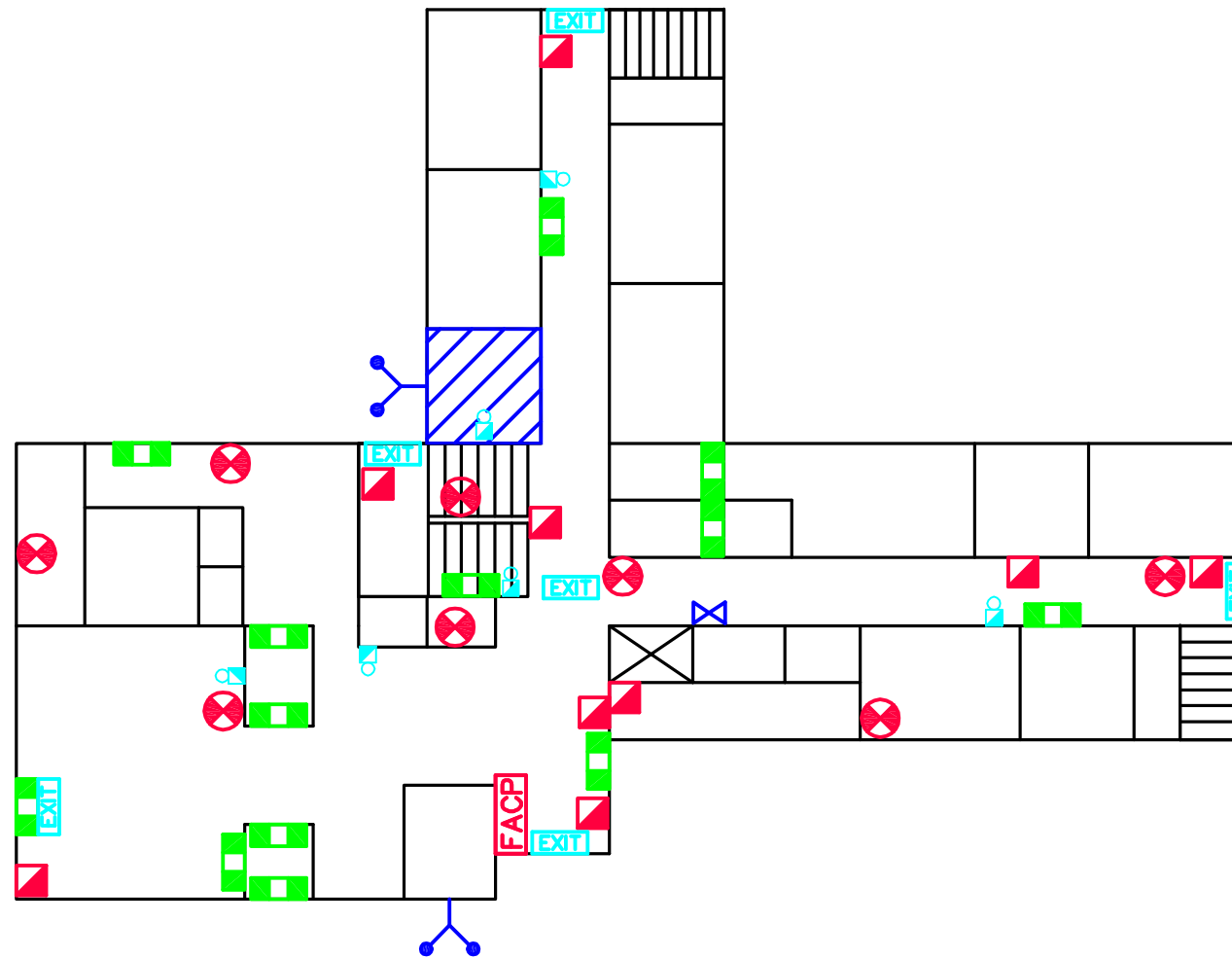
28 KINSAC RD.
BEAVER BANK, NS

Drawing

**MAINTENANCE DRAWING
SECOND FLOOR**














Drawing no.

FSM-2



NORTH

LEGEND

	CONTROL VALVE		FIRE BLANKET
	MAIN SPRINKLER VALVE, SPRINKLER HEADER & ALARM VALVE		EXIT SIGN
	FIRE DEPARTMENT CONNECTION		FIRE ALARM BELL
	FIRE ALARM CONTROL PANEL		EMERGENCY LIGHTING
	MANUAL PULL STATION		FIRE ALARM ANNUNCIATOR
	FIRE EXTINGUISHER		FIRE DAMPER
			HOSE CONNECTION

Project

**BEAVER BANK
MONARCH DRIVE
ELEMENTARY
SCHOOL**


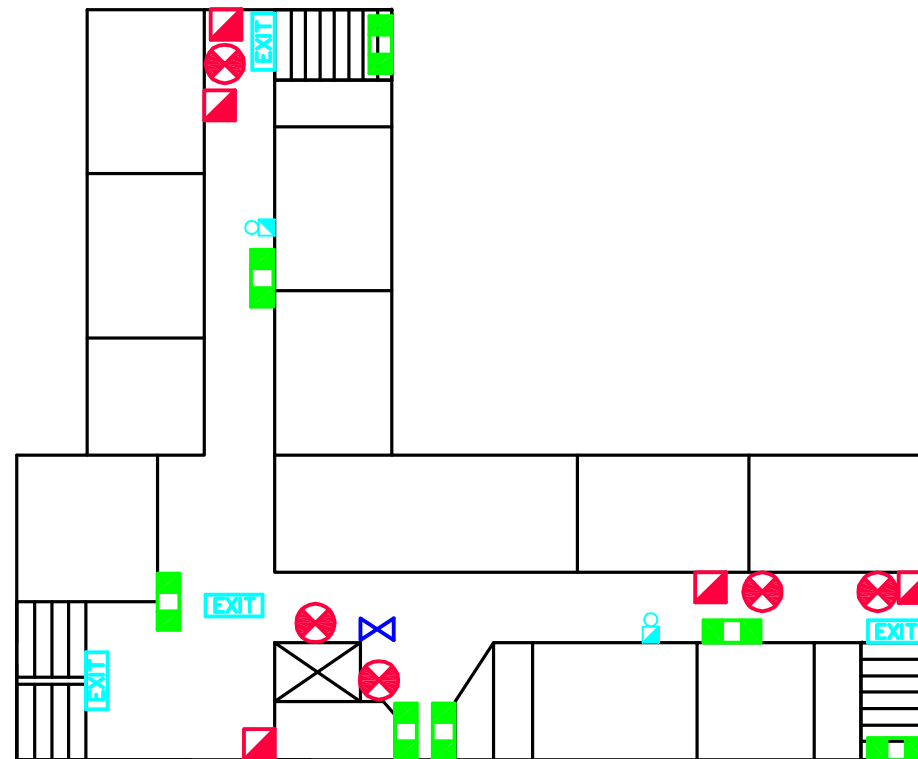
38 MONARCH DR.
BEAVER BANK, NS

Drawing

**MAINTENANCE DRAWING
FIRST FLOOR**














Drawing no.

FSM-1



NORTH

LEGEND

	CONTROL VALVE		FIRE BLANKET
	MAIN SPRINKLER VALVE , SPRINKLER HEADER & ALARM VALVE		EXIT SIGN
	FIRE DEPARTMENT CONNECTION		FIRE ALARM BELL
	FIRE ALARM CONTROL PANEL		EMERGENCY LIGHTING
	MANUAL PULL STATION		FIRE ALARM ANNUNCIATOR
	FIRE EXTINGUISHER		FIRE DAMPER
			HOSE CONNECTION

Project

**BEAVER BANK
MONARCH DRIVE
ELEMENTARY
SCHOOL**

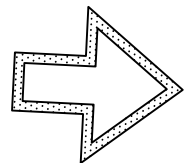
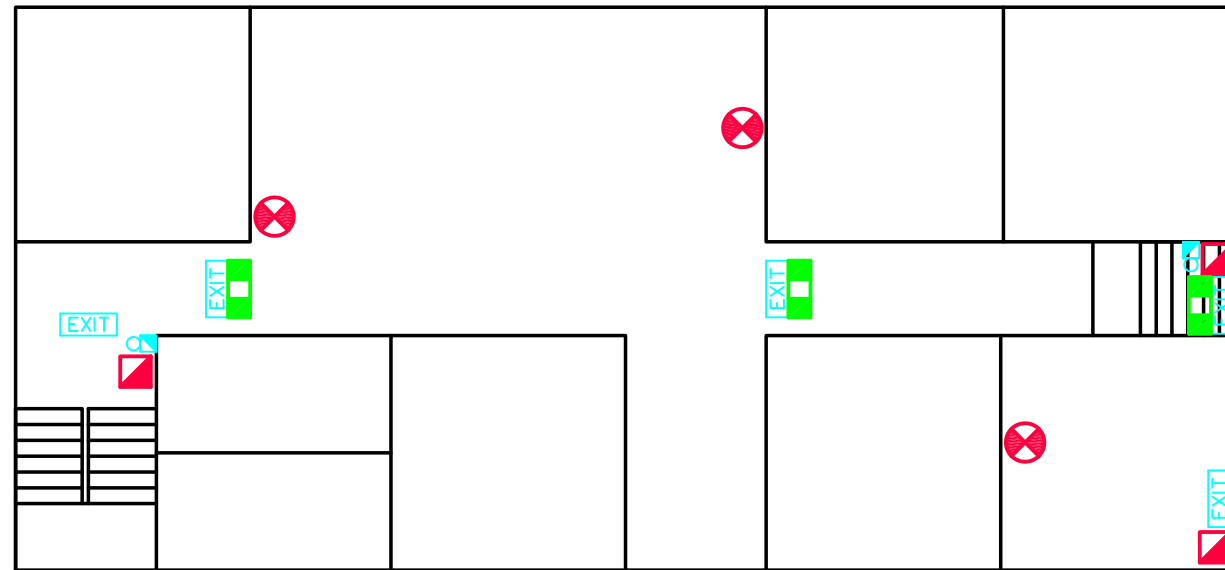
38 MONARCH DR.
BEAVER BANK, NS

Drawing

**MAINTENANCE DRAWING
SECOND FLOOR**

Drawing no.

FSM-2



NORTH

LEGEND

	CONTROL VALVE		FIRE BLANKET
	MAIN SPRINKLER VALVE , SPRINKLER HEADER & ALARM VALVE		EXIT SIGN
	FIRE DEPARTMENT CONNECTION		FIRE ALARM BELL
	FIRE ALARM CONTROL PANEL		EMERGENCY LIGHTING
	MANUAL PULL STATION		FIRE ALARM ANNUNCIATOR
	FIRE EXTINGUISHER		FIRE DAMPER
			HOSE CONNECTION

Project

**BEDFORD JUNIOR
HIGH SCHOOL**

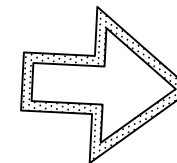
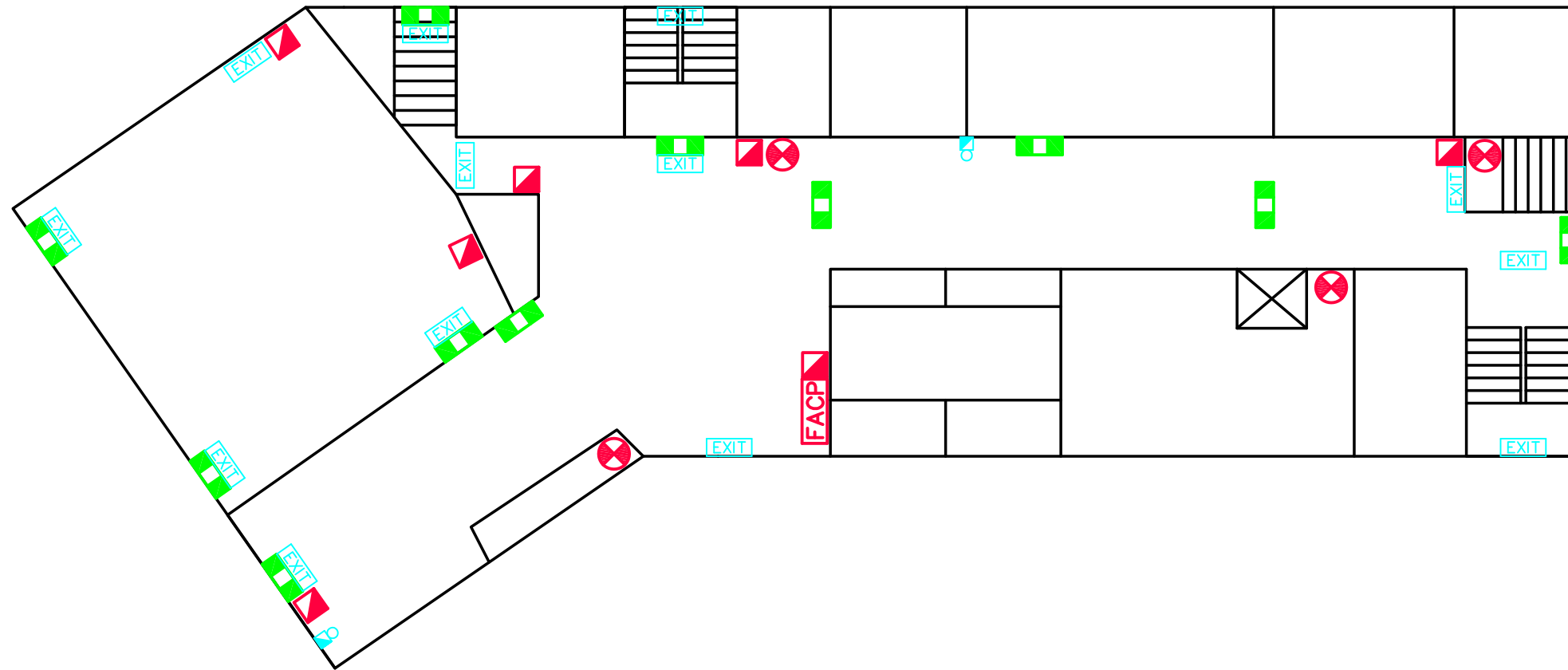
426 ROCKY LAKE DRIVE
BEDFORD, NS

Drawing

**MAINTENANCE DRAWING
FIRST FLOOR**














Drawing no.

FSM-1



NORTH

LEGEND

	CONTROL VALVE		FIRE BLANKET
	MAIN SPRINKLER VALVE, SPRINKLER HEADER & ALARM VALVE		EXIT SIGN
	FIRE DEPARTMENT CONNECTION		FIRE ALARM BELL
	FIRE ALARM CONTROL PANEL		EMERGENCY LIGHTING
	MANUAL PULL STATION		FIRE ALARM ANNUNCIATOR
	FIRE EXTINGUISHER		FIRE DAMPER
			HOSE CONNECTION

Project

**BEDFORD JUNIOR
HIGH SCHOOL**

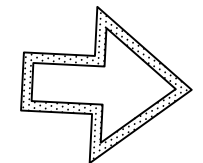
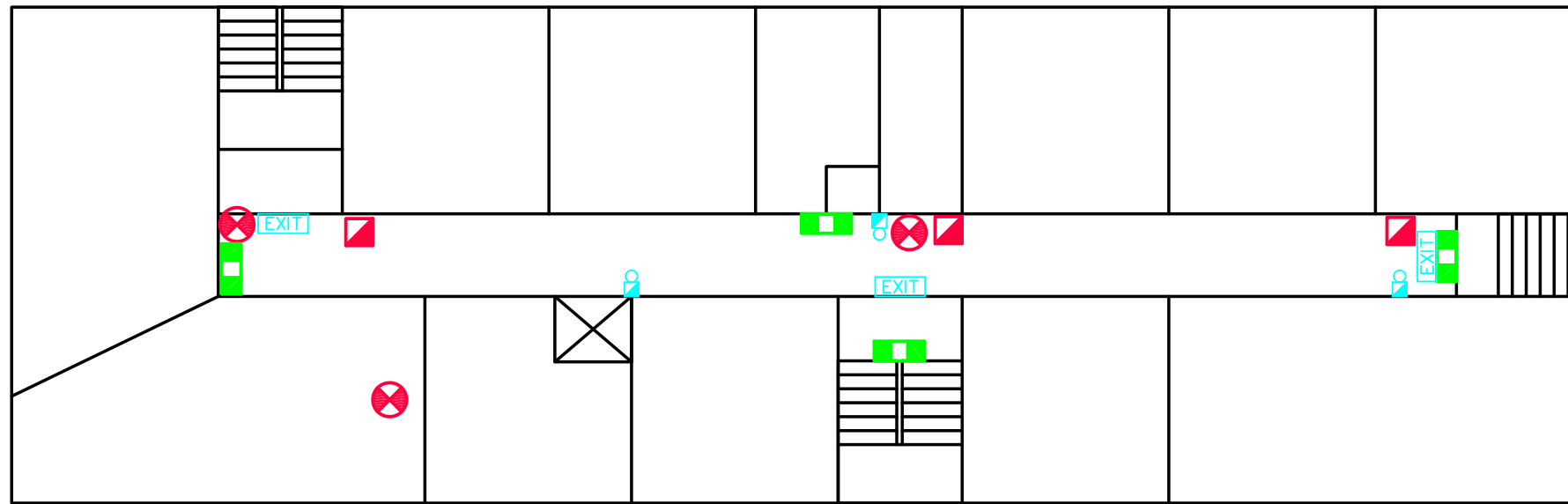
426 ROCKY LAKE DRIVE
BEDFORD, NS

Drawing

**MAINTENANCE DRAWING
SECOND FLOOR**














Drawing no.

FSM-2



NORTH

LEGEND

	CONTROL VALVE		FIRE BLANKET
	MAIN SPRINKLER VALVE , SPRINKLER HEADER & ALARM VALVE		EXIT SIGN
	FIRE DEPARTMENT CONNECTION		FIRE ALARM BELL
	FIRE ALARM CONTROL PANEL		EMERGENCY LIGHTING
	MANUAL PULL STATION		FIRE ALARM ANNUNCIATOR
	FIRE EXTINGUISHER		FIRE DAMPER
			HOSE CONNECTION

Project

**BEDFORD JUNIOR
HIGH SCHOOL**

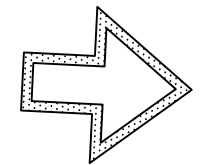
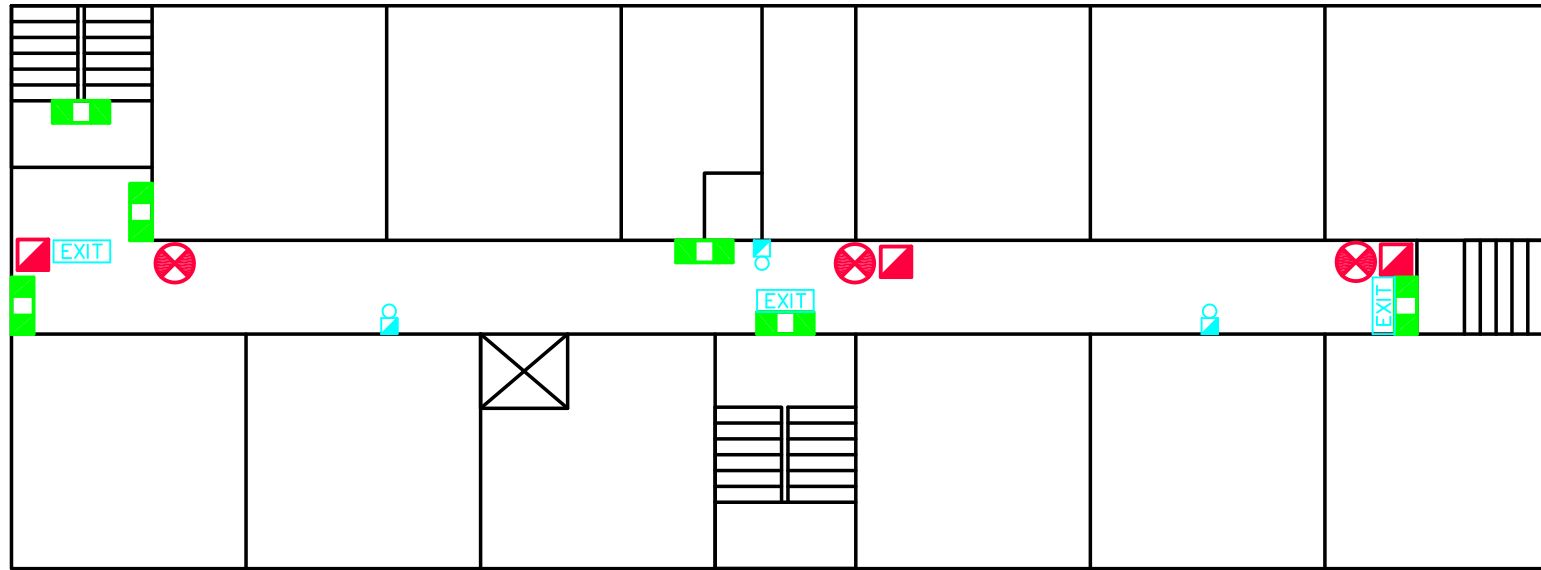
426 ROCKY LAKE DRIVE
BEDFORD, NS

Drawing

**MAINTENANCE DRAWING
THIRD FLOOR**














Drawing no.

FSM-3



NORTH

LEGEND

	CONTROL VALVE		FIRE BLANKET
	MAIN SPRINKLER VALVE , SPRINKLER HEADER & ALARM VALVE		EXIT SIGN
	FIRE DEPARTMENT CONNECTION		FIRE ALARM BELL
	FIRE ALARM CONTROL PANEL		EMERGENCY LIGHTING
	MANUAL PULL STATION		FIRE ALARM ANNUNCIATOR
	FIRE EXTINGUISHER		FIRE DAMPER
			HOSE CONNECTION

Project

**BEDFORD JUNIOR
HIGH SCHOOL**


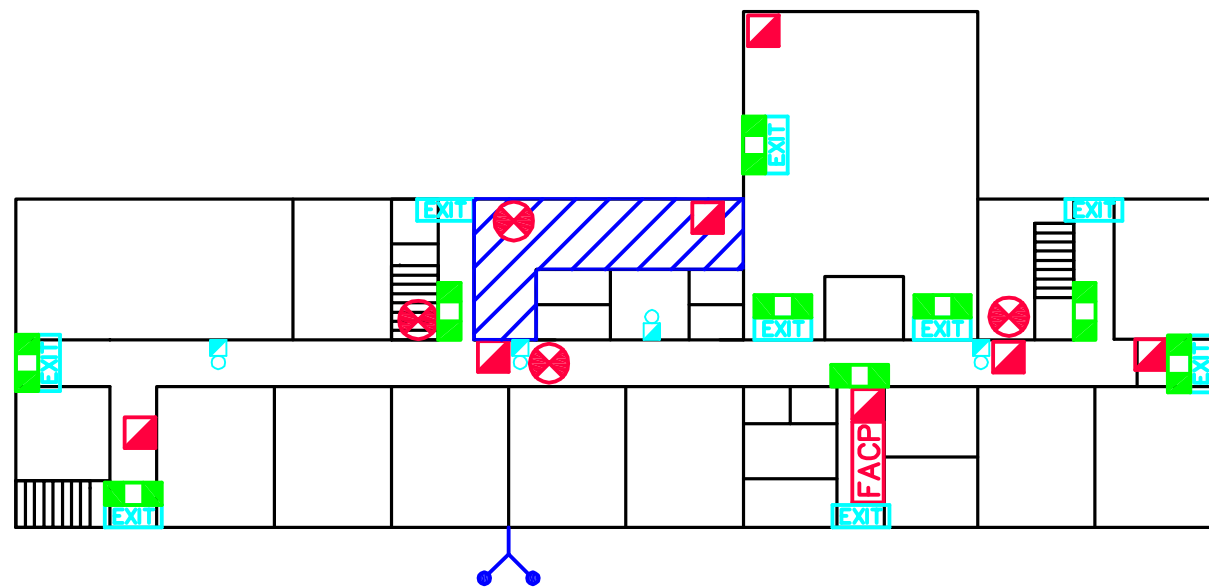
426 ROCKY LAKE DRIVE
BEDFORD, NS

Drawing

**MAINTENANCE DRAWING
FOURTH FLOOR**














Drawing no.

FSM-4



NORTH

LEGEND


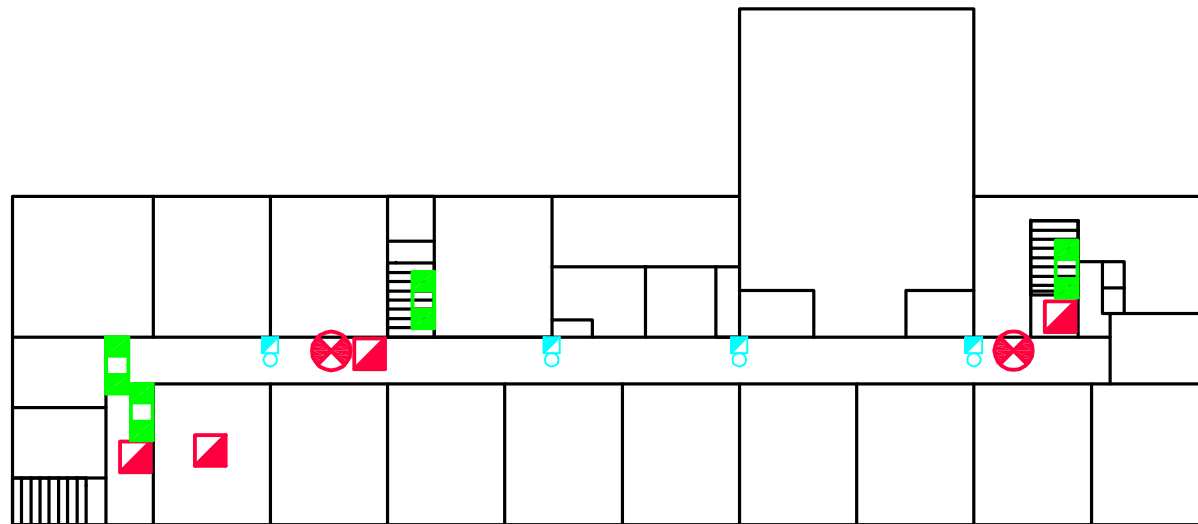
	CONTROL VALVE		FIRE BLANKET
	MAIN SPRINKLER VALVE , SPRINKLER HEADER & ALARM VALVE		EXIT SIGN
	FIRE DEPARTMENT CONNECTION		FIRE ALARM BELL
	FIRE ALARM CONTROL PANEL		EMERGENCY LIGHTING
	MANUAL PULL STATION		FIRE ALARM ANNUNCIATOR
	FIRE EXTINGUISHER		FIRE DAMPER
			HOSE CONNECTION

Project
**BELL PARK
ACADEMIC CENTER**

4 THOMAS STREET
LAKE ECHO, NS

Drawing
**MAINTENANCE DRAWING
FIRST FLOOR**

Drawing no.
FSM-1



NORTH


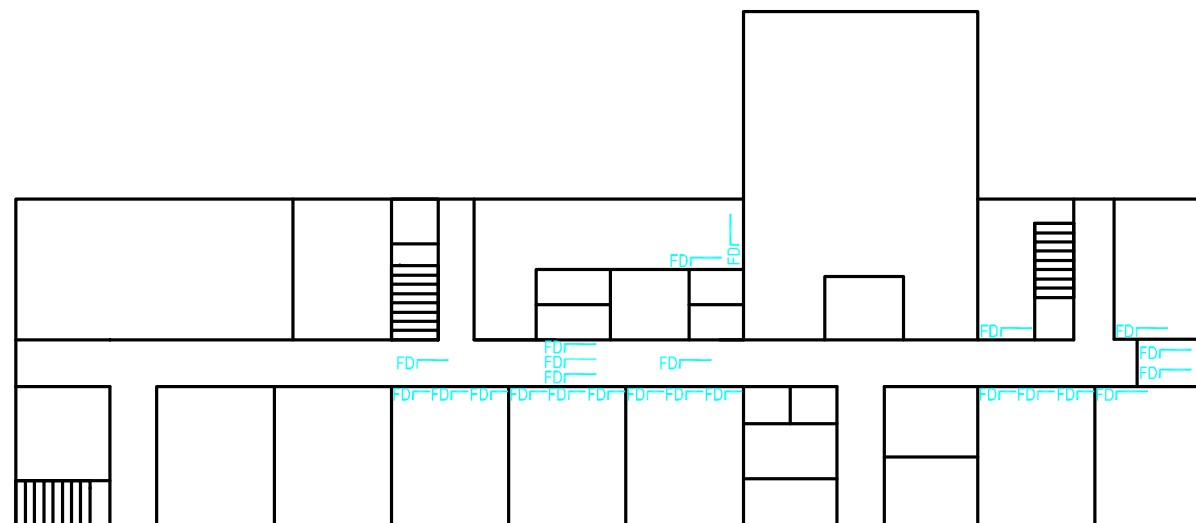
LEGEND

	CONTROL VALVE		FIRE BLANKET
	MAIN SPRINKLER VALVE , SPRINKLER HEADER & ALARM VALVE		EXIT SIGN
	FIRE DEPARTMENT CONNECTION		FIRE ALARM BELL
	FIRE ALARM CONTROL PANEL		EMERGENCY LIGHTING
	MANUAL PULL STATION		FIRE ALARM ANNUNCIATOR
	FIRE EXTINGUISHER		FIRE DAMPER
			HOSE CONNECTION

Project
**BELL PARK
 ACADEMIC CENTER**
 4 THOMAS STREET
 LAKE ECHO, NS














Drawing
**MAINTENANCE DRAWING
 SECOND FLOOR**

Drawing no.
FSM-2



NORTH

LEGEND

	CONTROL VALVE		FIRE BLANKET
	MAIN SPRINKLER VALVE , SPRINKLER HEADER & ALARM VALVE		EXIT SIGN
	FIRE DEPARTMENT CONNECTION		FIRE ALARM BELL
	FIRE ALARM CONTROL PANEL		EMERGENCY LIGHTING
	MANUAL PULL STATION		FIRE ALARM ANNUNCIATOR
	FIRE EXTINGUISHER		FIRE DAMPER
			HOSE CONNECTION

Project

**BELL PARK
ACADEMIC CENTER**


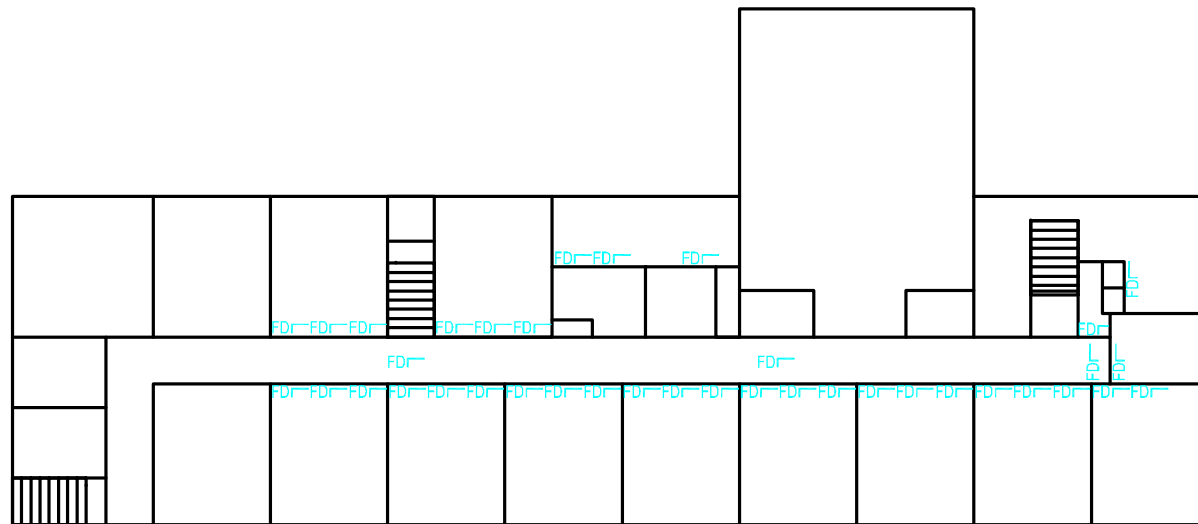
4 THOMAS STREET
LAKE ECHO, NS

Drawing

**FIRE DAMPER DRAWING
FIRST FLOOR**














Drawing no.

FSM-3



NORTH


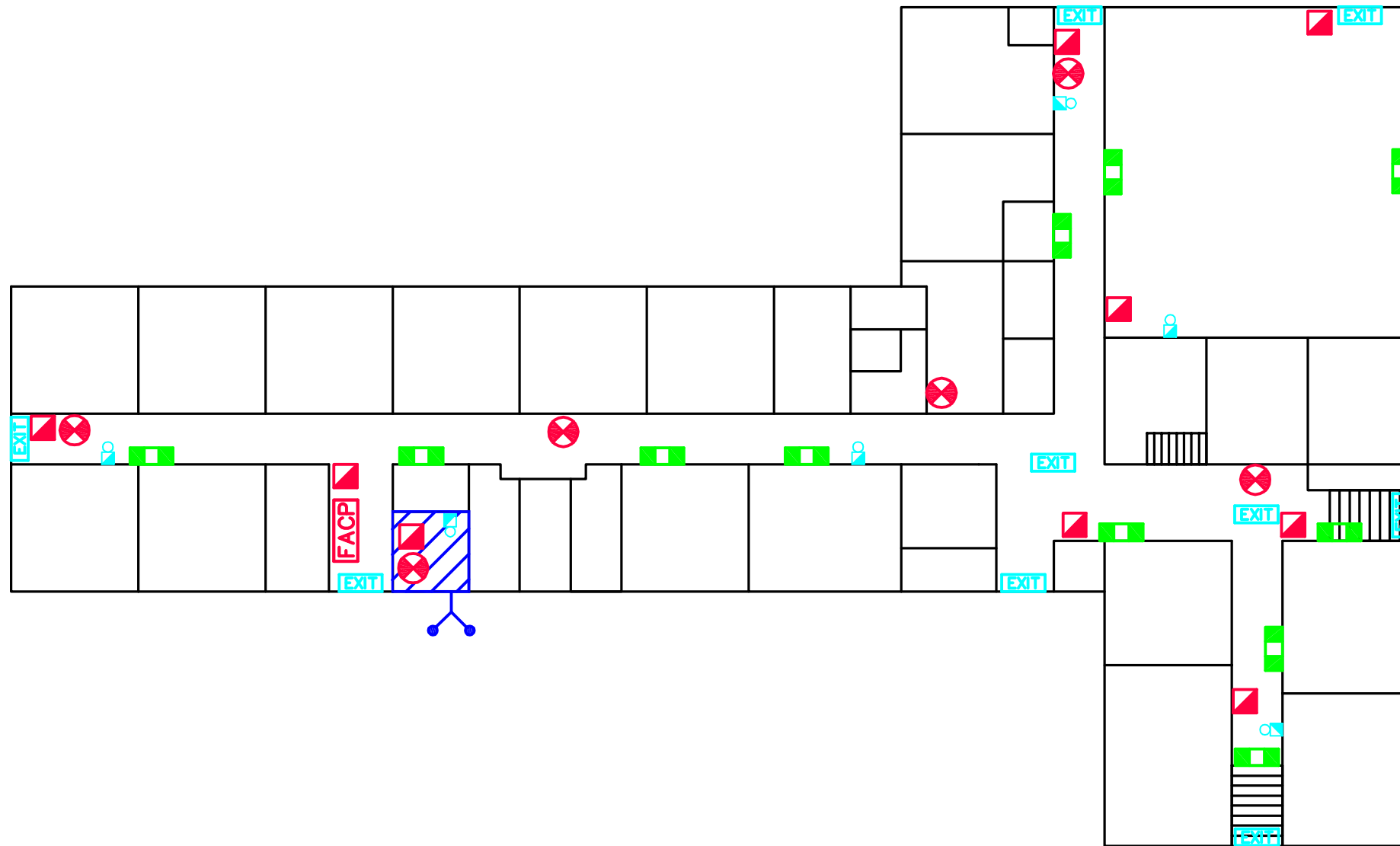
LEGEND

	CONTROL VALVE		FIRE BLANKET
	MAIN SPRINKLER VALVE , SPRINKLER HEADER & ALARM VALVE		EXIT SIGN
	FIRE DEPARTMENT CONNECTION		FIRE ALARM BELL
	FIRE ALARM CONTROL PANEL		EMERGENCY LIGHTING
	MANUAL PULL STATION		FIRE ALARM ANNUNCIATOR
	FIRE EXTINGUISHER		FIRE DAMPER
			HOSE CONNECTION

Project
**BELL PARK
 ACADEMIC CENTER**
 4 THOMAS STREET
 LAKE ECHO, NS

Drawing
**FIRE DAMPER DRAWING
 SECOND FLOOR**

Drawing no.
FSM-4



NORTH


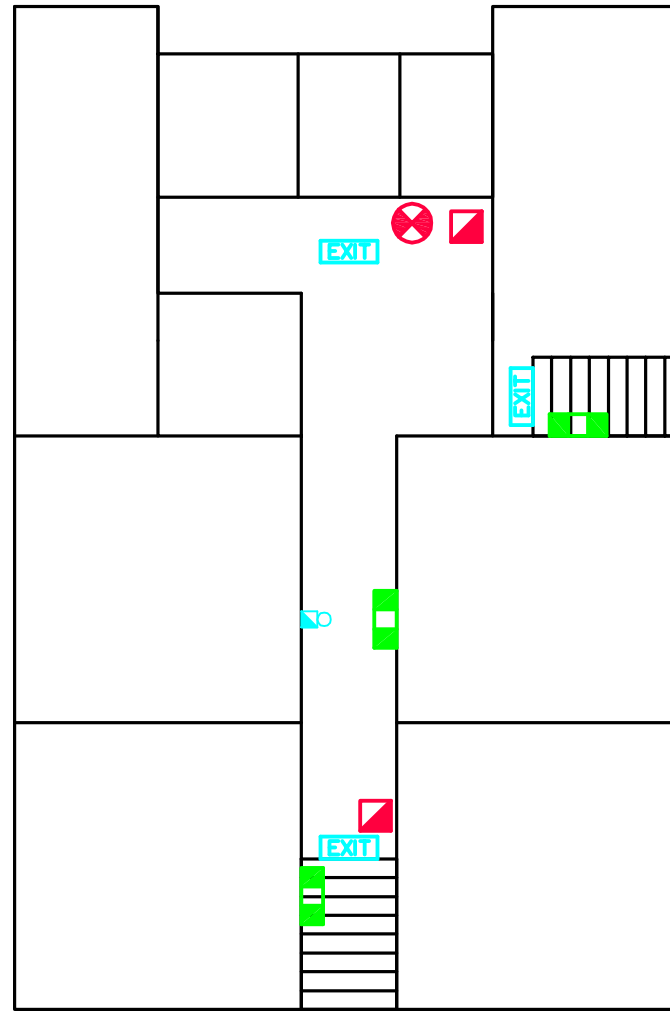
LEGEND

	CONTROL VALVE		FIRE BLANKET
	MAIN SPRINKLER VALVE, SPRINKLER HEADER & ALARM VALVE		EXIT SIGN
	FIRE DEPARTMENT CONNECTION		FIRE ALARM BELL
	FIRE ALARM CONTROL PANEL		EMERGENCY LIGHTING
	MANUAL PULL STATION		FIRE ALARM ANNUNCIATOR
	FIRE EXTINGUISHER		FIRE DAMPER
			HOSE CONNECTION

Project
**CALDWELL ROAD
 ELEMENTARY
 SCHOOL**
 280 CALDWELL ROAD
 DARTMOUTH, NS

Drawing
**MAINTENANCE DRAWING
 FIRST FLOOR**

Drawing no.
FSM-1



NORTH

LEGEND

	CONTROL VALVE		FIRE BLANKET
	MAIN SPRINKLER VALVE , SPRINKLER HEADER & ALARM VALVE		EXIT SIGN
	FIRE DEPARTMENT CONNECTION		FIRE ALARM BELL
	FIRE ALARM CONTROL PANEL		EMERGENCY LIGHTING
	MANUAL PULL STATION		FIRE ALARM ANNUNCIATOR
	FIRE EXTINGUISHER		FIRE DAMPER
			HOSE CONNECTION

Project

**CALDWELL ROAD
ELEMENTARY
SCHOOL**

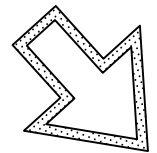
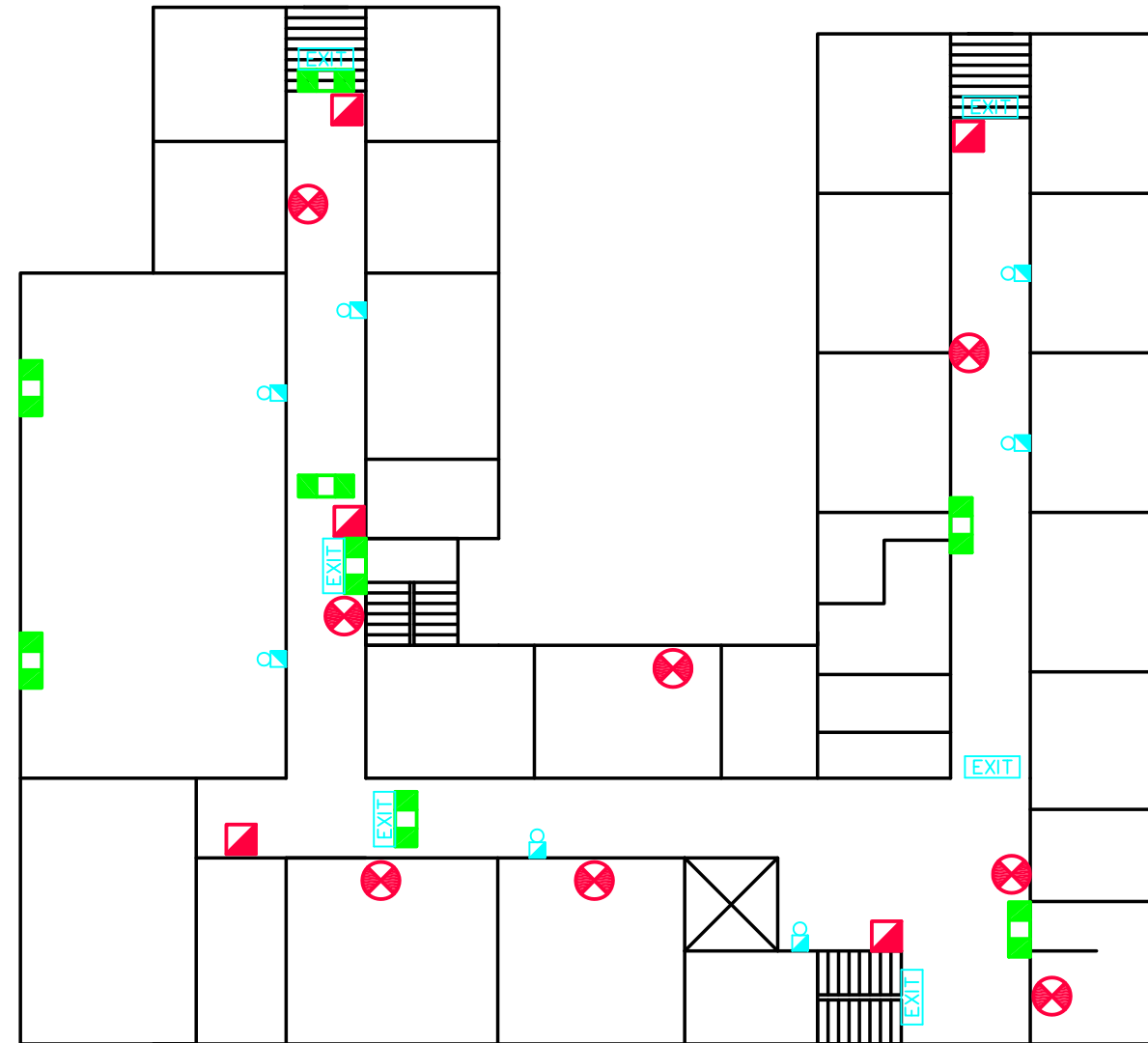
280 CALDWELL ROAD
DARTMOUTH, NS

Drawing

**MAINTENANCE DRAWING
SECOND FLOOR**














Drawing no.

FSM-2



NORTH

LEGEND

	CONTROL VALVE		FIRE BLANKET
	MAIN SPRINKLER VALVE , SPRINKLER HEADER & ALARM VALVE		EXIT SIGN
	FIRE DEPARTMENT CONNECTION		FIRE ALARM BELL
	FIRE ALARM CONTROL PANEL		EMERGENCY LIGHTING
	MANUAL PULL STATION		FIRE ALARM ANNUNCIATOR
	FIRE EXTINGUISHER		FIRE DAMPER
			HOSE CONNECTION

Project

**DUNCAN MACMILLAN
HIGH SCHOOL**

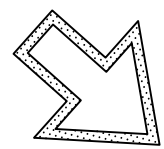
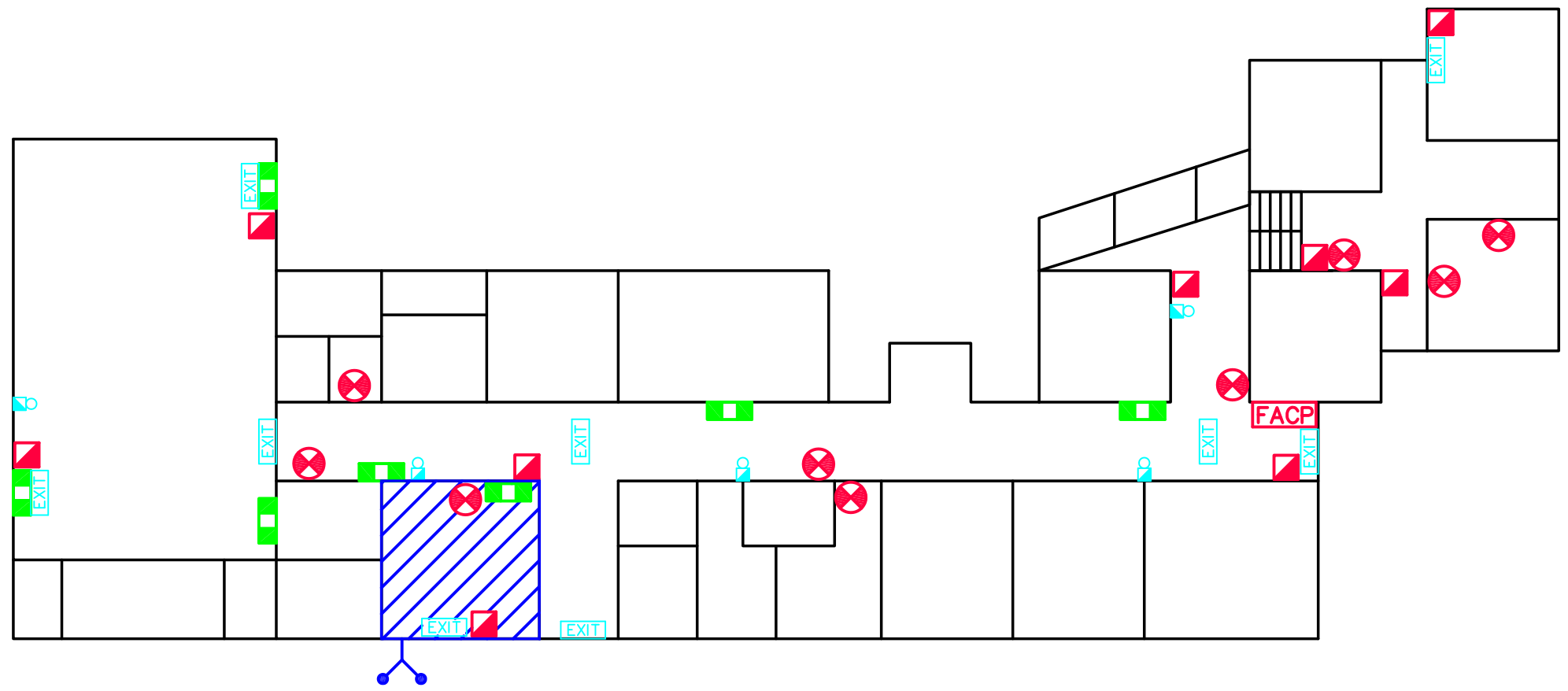
481 CHURCH POINT ROAD
SHEET HARBOUR, NS

Drawing














**MAINTENANCE DRAWING
SECOND FLOOR**

Drawing no.

FSM-2



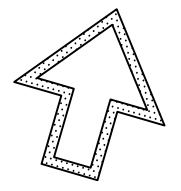
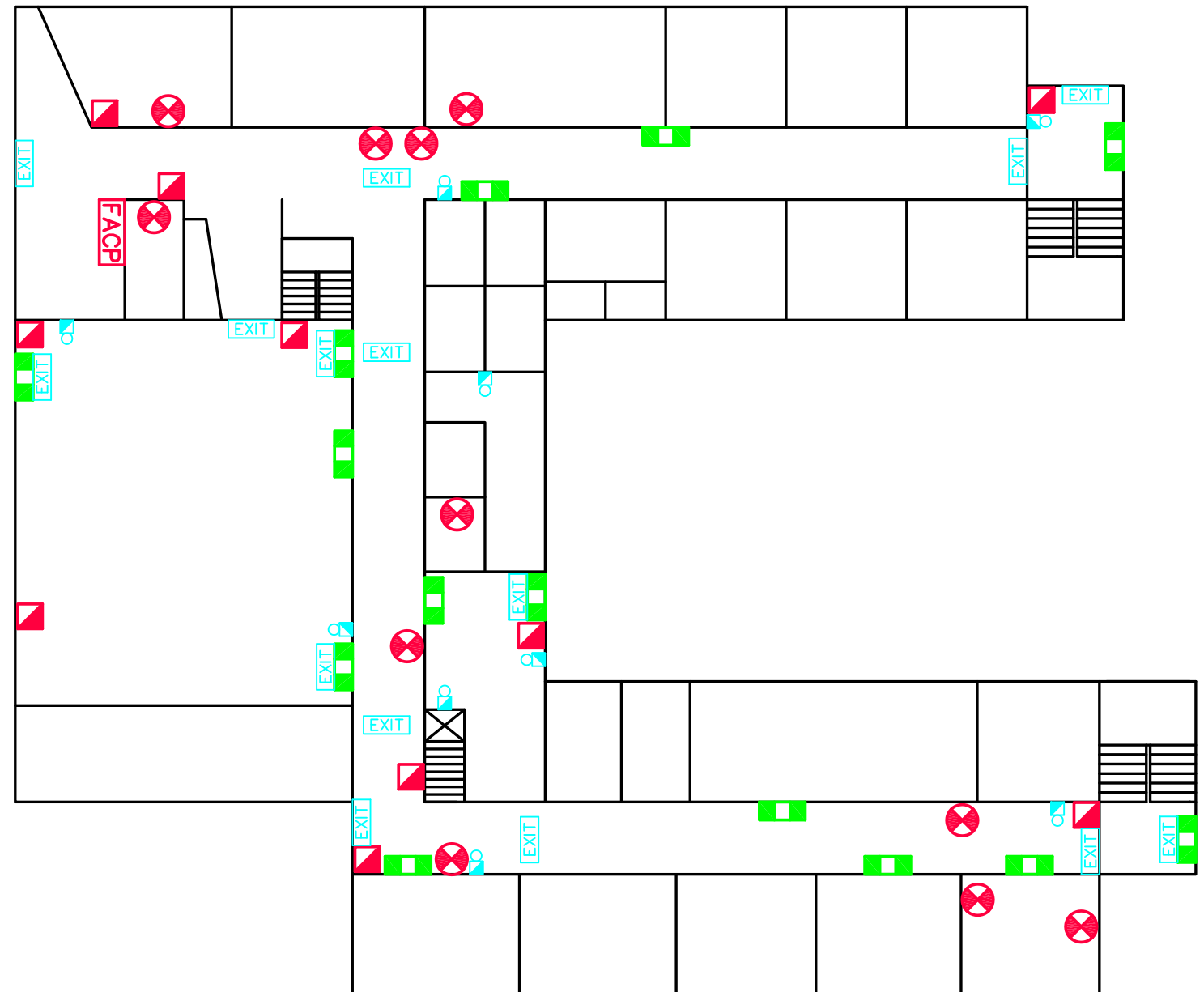
NORTH

LEGEND			
	CONTROL VALVE		FIRE BLANKET
	MAIN SPRINKLER VALVE, SPRINKLER HEADER & ALARM VALVE		EXIT SIGN
	FIRE DEPARTMENT CONNECTION		FIRE ALARM BELL
	FIRE ALARM CONTROL PANEL		EMERGENCY LIGHTING
	MANUAL PULL STATION		FIRE ALARM ANNUNCIATOR
	FIRE EXTINGUISHER		FIRE DAMPER
			HOSE CONNECTION

Project
**DUTCH SETTLEMENT
 ELEMENTARY
 SCHOOL**
 780 HIGHWAY 277
 DUTCH SETTLEMENT, NS














Drawing
**MAINTENANCE DRAWING
 FIRST FLOOR**

Drawing no.
FSM-1



NORTH

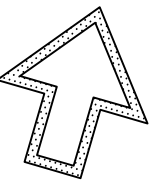
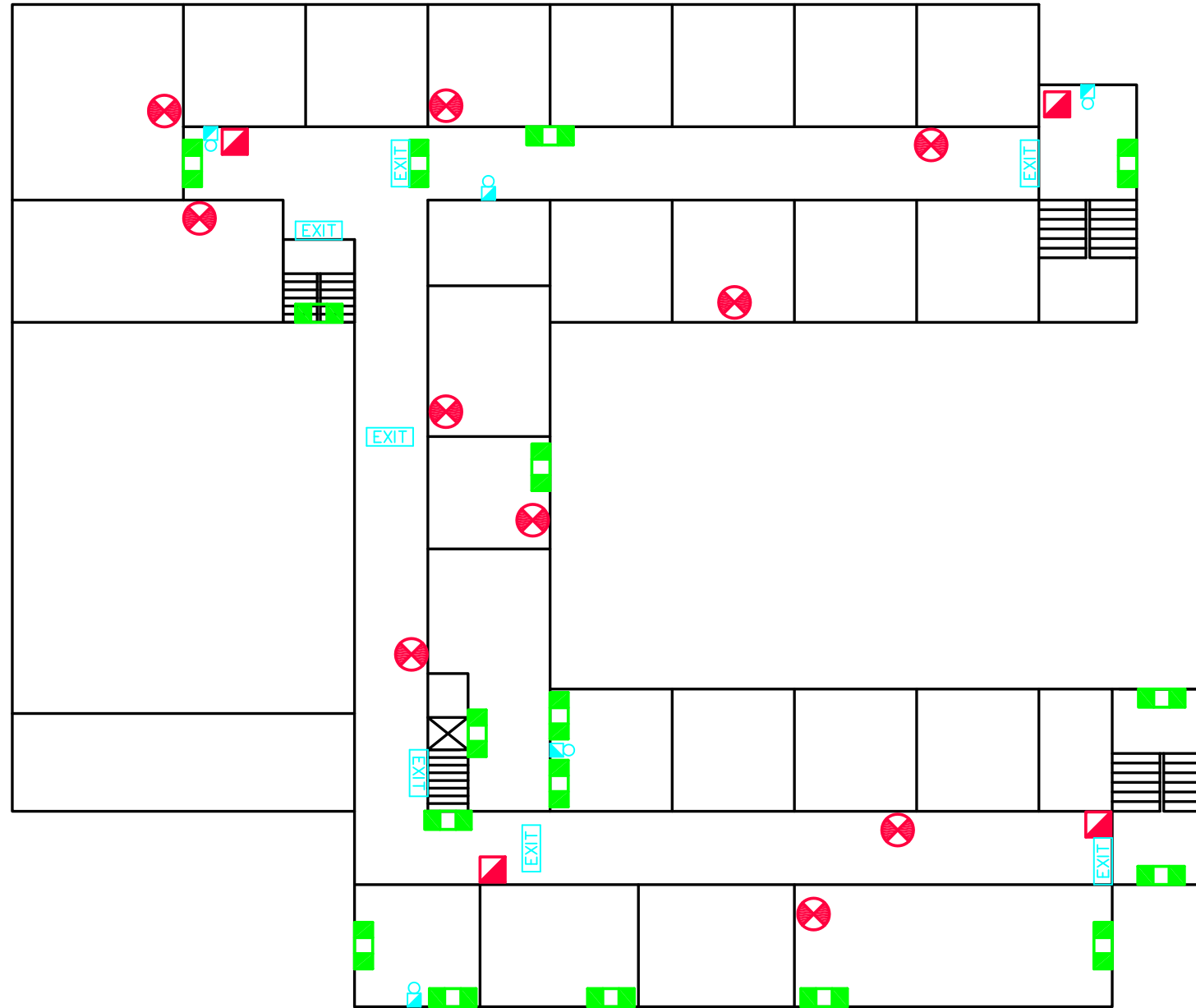
LEGEND

	CONTROL VALVE		FIRE BLANKET
	MAIN SPRINKLER VALVE , SPRINKLER HEADER & ALARM VALVE		EXIT SIGN
	FIRE DEPARTMENT CONNECTION		FIRE ALARM BELL
	FIRE ALARM CONTROL PANEL		EMERGENCY LIGHTING
	MANUAL PULL STATION		FIRE ALARM ANNUNCIATOR
	FIRE EXTINGUISHER		FIRE DAMPER
			HOSE CONNECTION

Project
EASTERN SHORE DISTRICT HIGH SCHOOL
 35 WEST PETPESWICK ROAD
 MUSQUODOBOIT HARBOUR, NS














Drawing
MAINTENANCE DRAWING FIRST FLOOR

Drawing no.
FSM-1



NORTH

LEGEND

	CONTROL VALVE		FIRE BLANKET
	MAIN SPRINKLER VALVE , SPRINKLER HEADER & ALARM VALVE		EXIT SIGN
	FIRE DEPARTMENT CONNECTION		FIRE ALARM BELL
	FIRE ALARM CONTROL PANEL		EMERGENCY LIGHTING
	MANUAL PULL STATION		FIRE ALARM ANNUNCIATOR
	FIRE EXTINGUISHER		FIRE DAMPER
			HOSE CONNECTION

Project

**EASTERN SHORE
DISTRICT HIGH
SCHOOL**


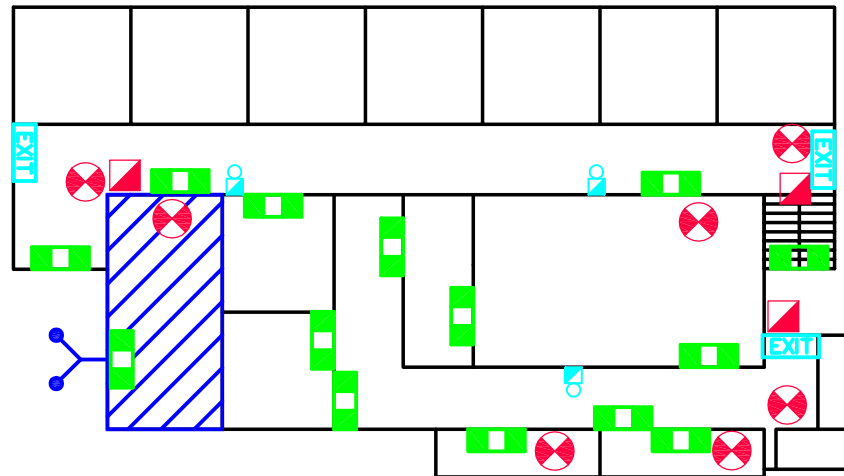
35 WEST PETPESWICK ROAD
MUSQUODOBOIT HARBOUR, NS

Drawing

**MAINTENANCE DRAWING
SECOND FLOOR**














Drawing no.

FSM-2



NORTH

LEGEND

	CONTROL VALVE		FIRE BLANKET
	MAIN SPRINKLER VALVE , SPRINKLER HEADER & ALARM VALVE		EXIT SIGN
	FIRE DEPARTMENT CONNECTION		FIRE ALARM BELL
	FIRE ALARM CONTROL PANEL		EMERGENCY LIGHTING
	MANUAL PULL STATION		FIRE ALARM ANNUNCIATOR
	FIRE EXTINGUISHER		FIRE DAMPER
			HOSE CONNECTION

Project

**GAETZ BROOK
JUNIOR HIGH
SCHOOL**

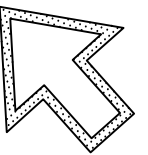
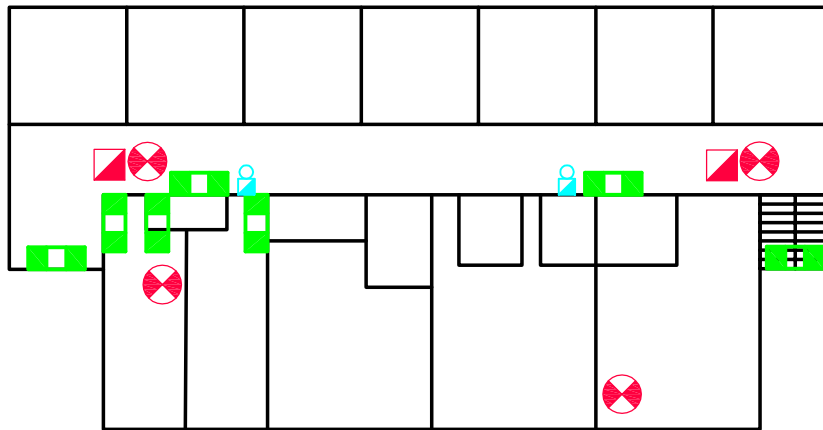
6856 HWY - 7
HALIFAX, NS

Drawing

**MAINTENANCE DRAWING
FIRST FLOOR**














Drawing no.

FSM-1



NORTH

LEGEND

	CONTROL VALVE		FIRE BLANKET
	MAIN SPRINKLER VALVE , SPRINKLER HEADER & ALARM VALVE		EXIT SIGN
	FIRE DEPARTMENT CONNECTION		FIRE ALARM BELL
	FIRE ALARM CONTROL PANEL		EMERGENCY LIGHTING
	MANUAL PULL STATION		FIRE ALARM ANNUNCIATOR
	FIRE EXTINGUISHER		FIRE DAMPER
			HOSE CONNECTION

Project

**GAETZ BROOK
JUNIOR HIGH
SCHOOL**

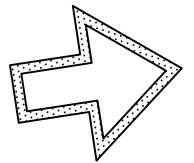
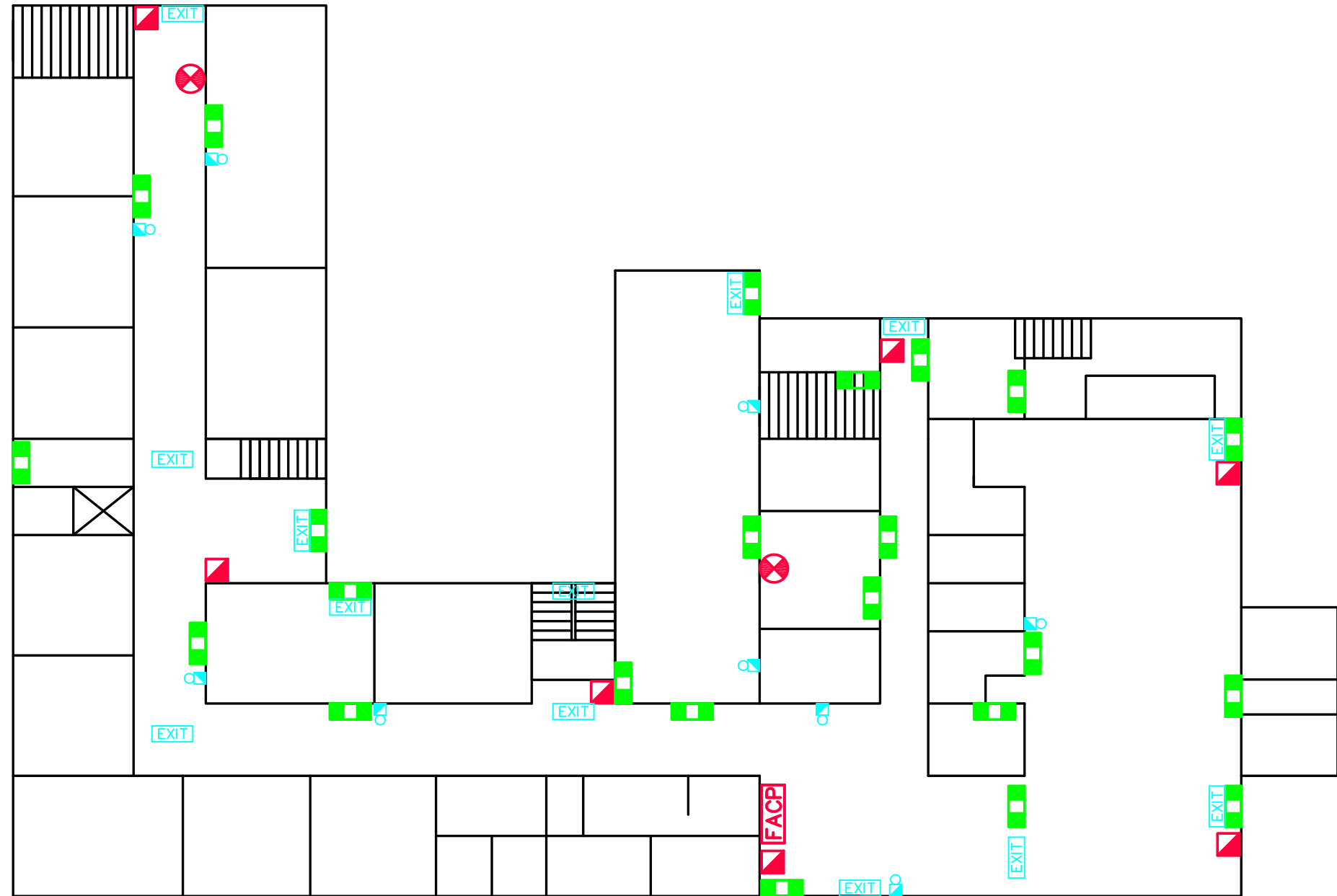
6856 HWY - 7
HALIFAX, NS

Drawing

**MAINTENANCE DRAWING
THIRD FLOOR**














Drawing no.

FSM-3



NORTH

LEGEND

	CONTROL VALVE		FIRE BLANKET
	MAIN SPRINKLER VALVE, SPRINKLER HEADER & ALARM VALVE		EXIT SIGN
	FIRE DEPARTMENT CONNECTION		FIRE ALARM BELL
	FIRE ALARM CONTROL PANEL		EMERGENCY LIGHTING
	MANUAL PULL STATION		FIRE ALARM ANNUNCIATOR
	FIRE EXTINGUISHER		FIRE DAMPER
			HOSE CONNECTION

Project

**GEORGES P. VANIER
JUNIOR HIGH
SCHOOL**

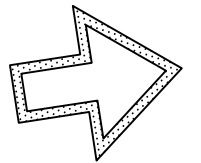
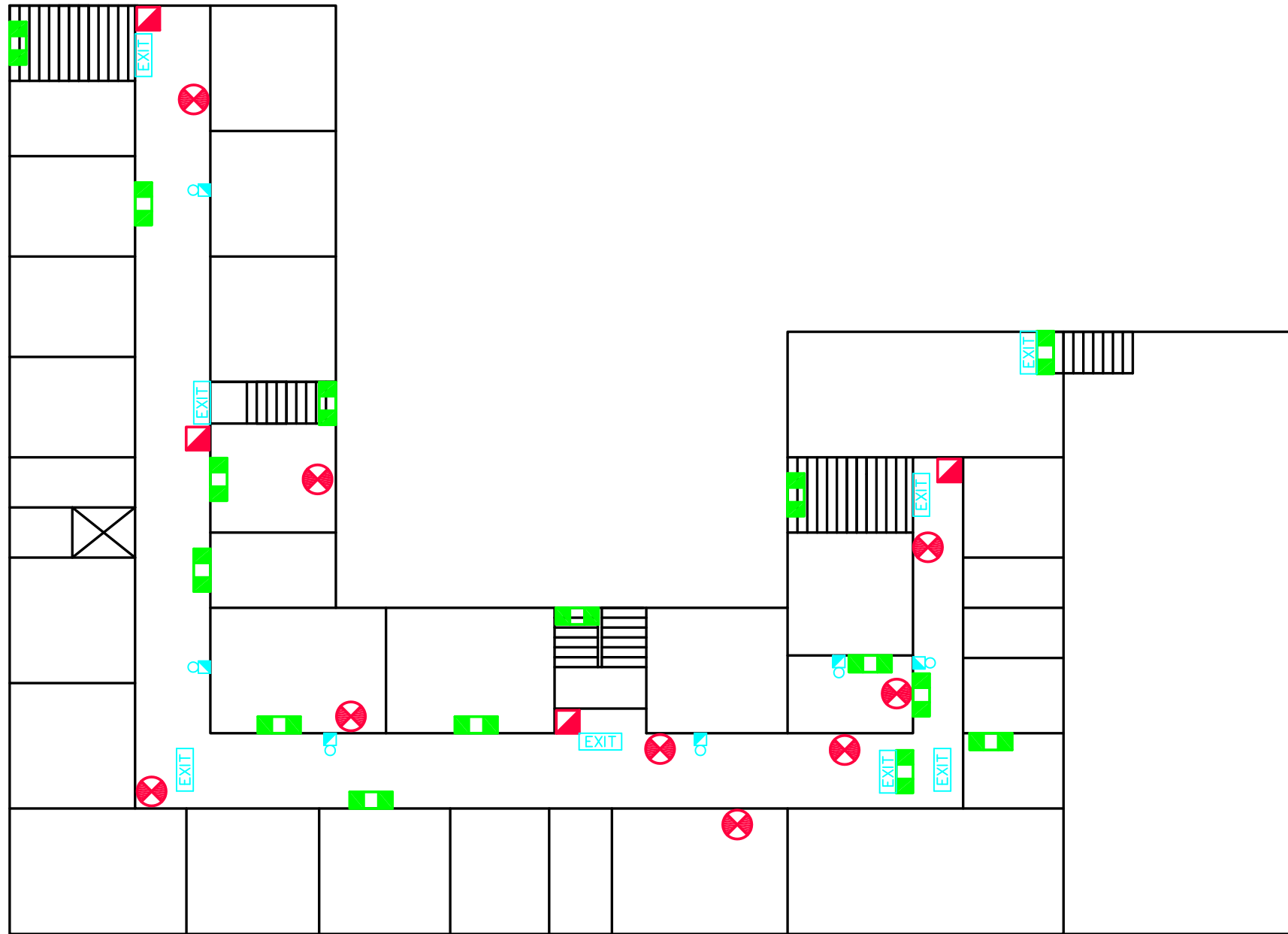
1410 FALL RIVER ROAD
FALL RIVER, NS

Drawing

**MAINTENANCE DRAWING
FIRST FLOOR**














Drawing no.

FSM-1



NORTH

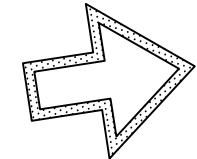
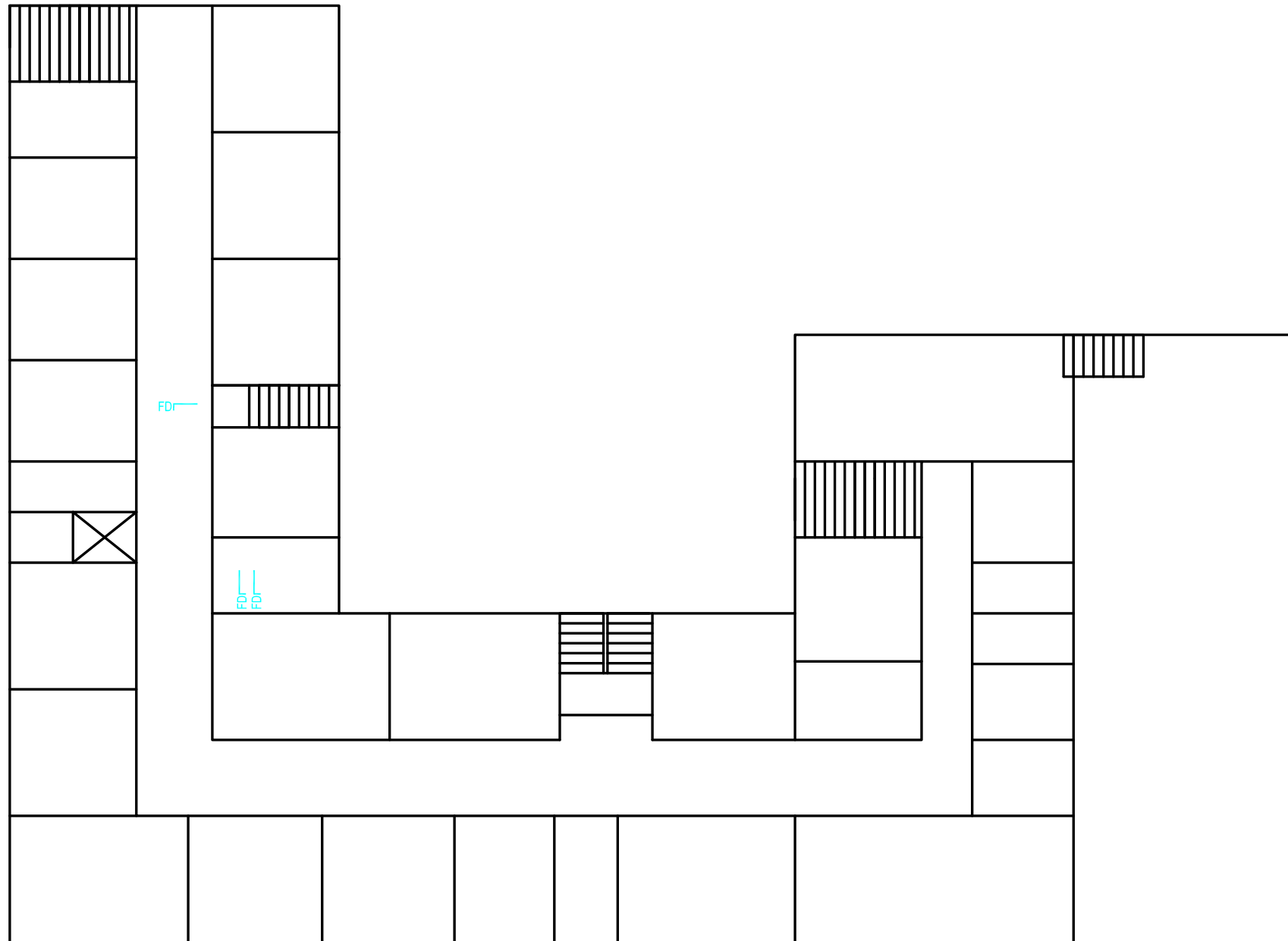
LEGEND

 CONTROL VALVE	 FIRE BLANKET
 MAIN SPRINKLER VALVE, SPRINKLER HEADER & ALARM VALVE	 EXIT SIGN
 FIRE DEPARTMENT CONNECTION	 FIRE ALARM BELL
 FACP FIRE ALARM CONTROL PANEL	 EMERGENCY LIGHTING
 MANUAL PULL STATION	 FAA FIRE ALARM ANNUNCIATOR
 FIRE EXTINGUISHER	 FD FIRE DAMPER
	 HC HOSE CONNECTION

Project
**GEORGES P. VANIER
 JUNIOR HIGH
 SCHOOL**
 1410 FALL RIVER ROAD
 FALL RIVER, NS














Drawing
**MAINTENANCE DRAWING
 SECOND FLOOR**

Drawing no.
FSM-2



NORTH

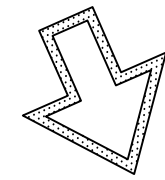
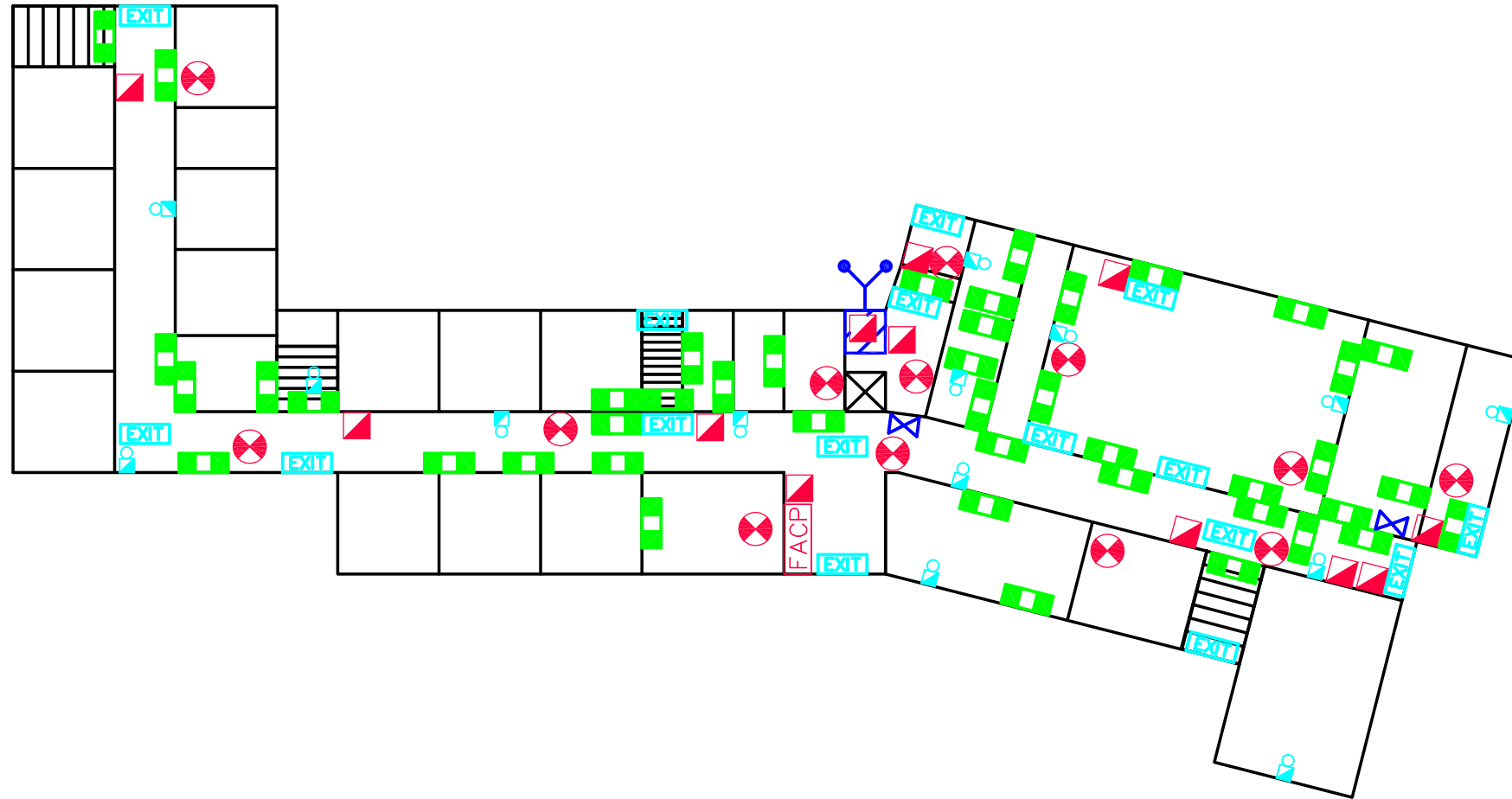
LEGEND

	CONTROL VALVE		FIRE BLANKET
	MAIN SPRINKLER VALVE, SPRINKLER HEADER & ALARM VALVE		EXIT SIGN
	FIRE DEPARTMENT CONNECTION		FIRE ALARM BELL
	FIRE ALARM CONTROL PANEL		EMERGENCY LIGHTING
	MANUAL PULL STATION		FIRE ALARM ANNUNCIATOR
	FIRE EXTINGUISHER		FIRE DAMPER
			HOSE CONNECTION

Project
**GEORGES P. VANIER
 JUNIOR HIGH
 SCHOOL**
 1410 FALL RIVER ROAD
 FALL RIVER, NS














Drawing
**FIRE DAMPER DRAWING
 SECOND FLOOR**

Drawing no.
FSM-3



NORTH

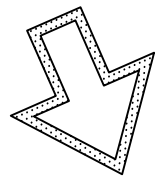
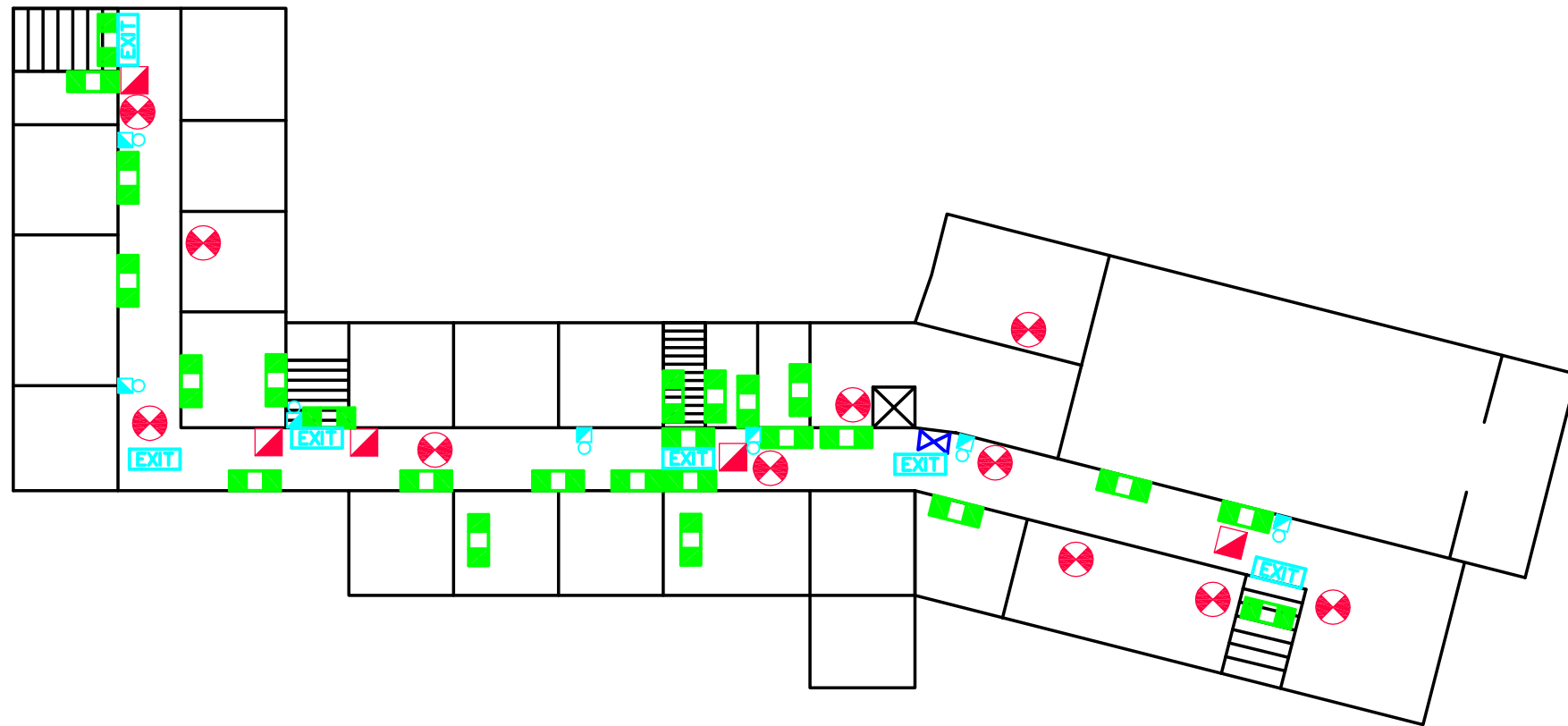
LEGEND

	CONTROL VALVE		FIRE BLANKET
	MAIN SPRINKLER VALVE , SPRINKLER HEADER & ALARM VALVE		EXIT SIGN
	FIRE DEPARTMENT CONNECTION		FIRE ALARM BELL
	FIRE ALARM CONTROL PANEL		EMERGENCY LIGHTING
	MANUAL PULL STATION		FIRE ALARM ANNUNCIATOR
	FIRE EXTINGUISHER		FIRE DAMPER
			HOSE CONNECTION

Project
**GRAHAM CREIGHTON
 JUNIOR HIGH
 SCHOOL**
 72 CHERRY BROOK RD.
 CHERRY BROOK, NS














Drawing
**MAINTENANCE DRAWING
 FIRST FLOOR**

Drawing no.
FSM-1



NORTH

LEGEND

	CONTROL VALVE		FIRE BLANKET
	MAIN SPRINKLER VALVE, SPRINKLER HEADER & ALARM VALVE		EXIT SIGN
	FIRE DEPARTMENT CONNECTION		FIRE ALARM BELL
	FIRE ALARM CONTROL PANEL		EMERGENCY LIGHTING
	MANUAL PULL STATION		FIRE ALARM ANNUNCIATOR
	FIRE EXTINGUISHER		FIRE DAMPER
			HOSE CONNECTION

Project

**GRAHAM CREIGHTON
JUNIOR HIGH
SCHOOL**

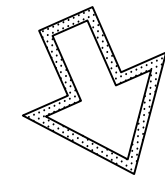
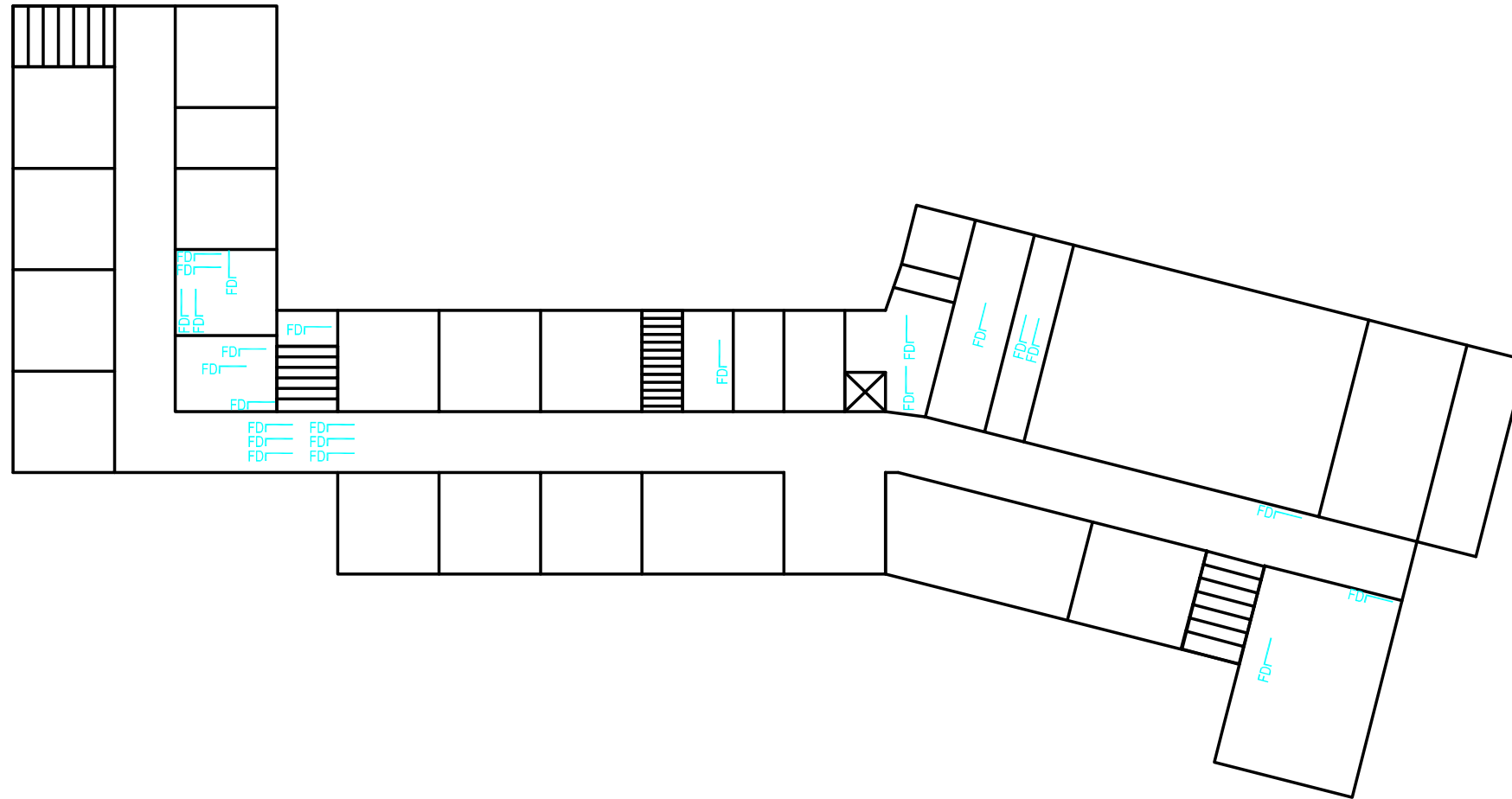
72 CHERRY BROOK RD.
CHERRY BROOK, NS

Drawing














**MAINTENANCE DRAWING
SECOND FLOOR**

Drawing no.

FSM-2



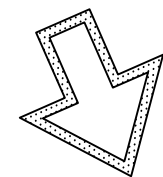
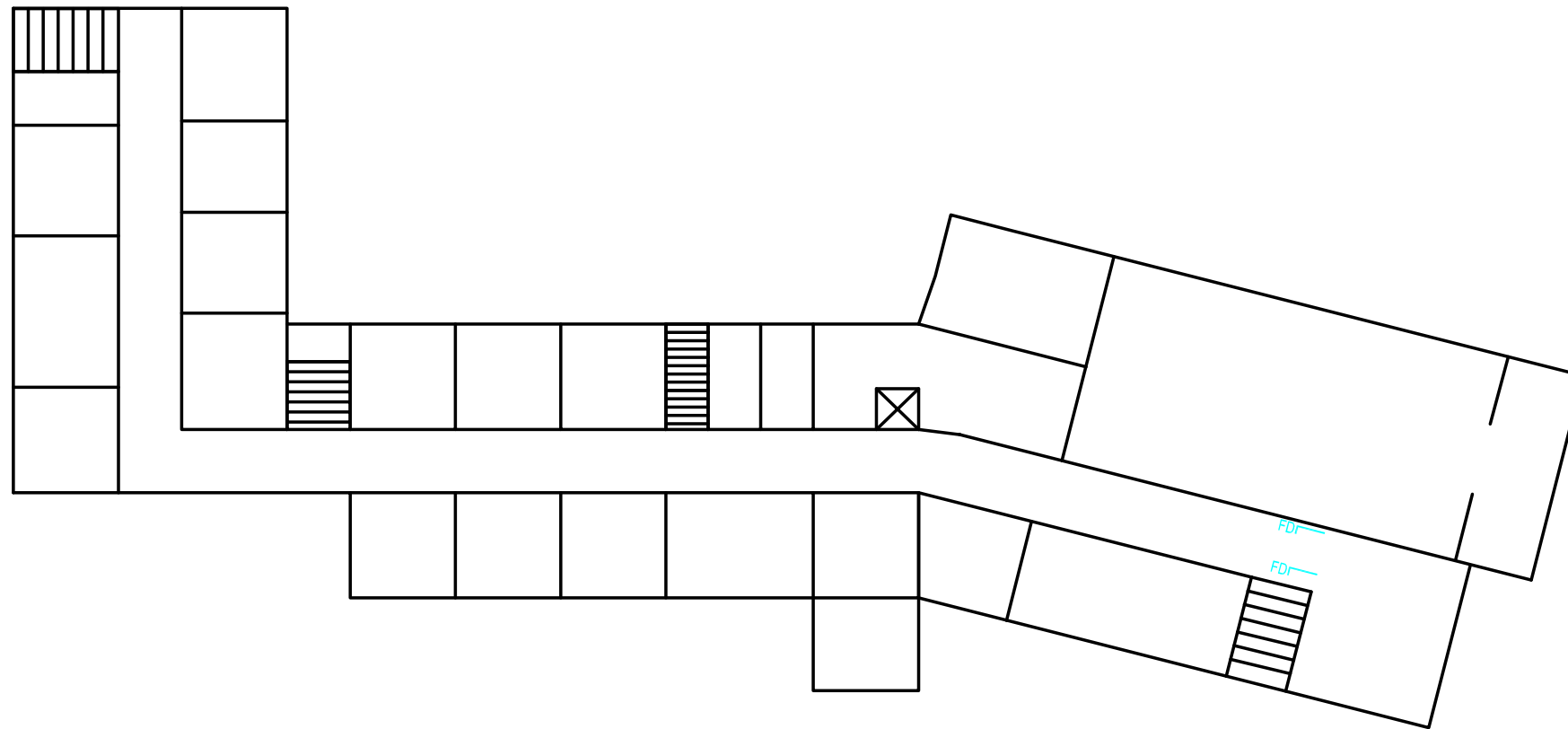
NORTH

LEGEND			
	CONTROL VALVE		FIRE BLANKET
	MAIN SPRINKLER VALVE , SPRINKLER HEADER & ALARM VALVE		EXIT SIGN
	FIRE DEPARTMENT CONNECTION		FIRE ALARM BELL
	FIRE ALARM CONTROL PANEL		EMERGENCY LIGHTING
	MANUAL PULL STATION		FIRE ALARM ANNUNCIATOR
	FIRE EXTINGUISHER		FIRE DAMPER
			HOSE CONNECTION

Project
GRAHAM CREIGHTON JUNIOR HIGH SCHOOL
 72 CHERRY BROOK RD.
 CHERRY BROOK, NS

Drawing
FIRE DAMPER DRAWING FIRST FLOOR

Drawing no.
FSM-3



NORTH

LEGEND

	CONTROL VALVE		FIRE BLANKET
	MAIN SPRINKLER VALVE , SPRINKLER HEADER & ALARM VALVE		EXIT SIGN
	FIRE DEPARTMENT CONNECTION		FIRE ALARM BELL
	FIRE ALARM CONTROL PANEL		EMERGENCY LIGHTING
	MANUAL PULL STATION		FIRE ALARM ANNUNCIATOR
	FIRE EXTINGUISHER		FIRE DAMPER
			HOSE CONNECTION

Project

**GRAHAM CREIGHTON
JUNIOR HIGH
SCHOOL**

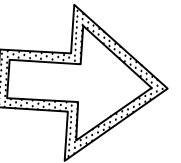
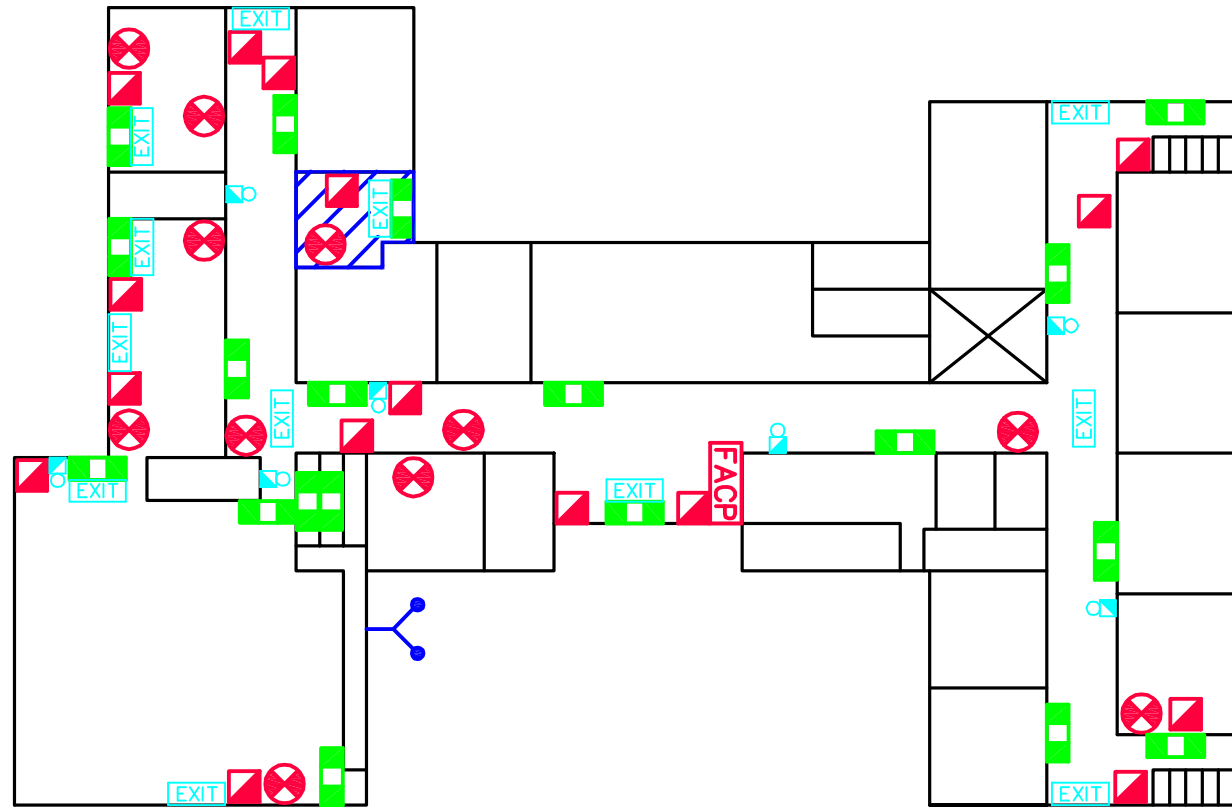
72 CHERRY BROOK RD.
CHERRY BROOK, NS

Drawing

**FIRE DAMPER DRAWING
SECOND FLOOR**














Drawing no.

FSM-4



NORTH

LEGEND

	CONTROL VALVE		FIRE BLANKET
	MAIN SPRINKLER VALVE , SPRINKLER HEADER & ALARM VALVE		EXIT SIGN
	FIRE DEPARTMENT CONNECTION		FIRE ALARM BELL
	FIRE ALARM CONTROL PANEL		EMERGENCY LIGHTING
	MANUAL PULL STATION		FIRE ALARM ANNUNCIATOR
	FIRE EXTINGUISHER		FIRE DAMPER
			HOSE CONNECTION

Project

**HAROLD T. BARRETT
JUNIOR HIGH
SCHOOL**

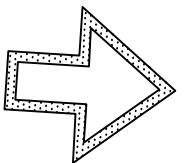
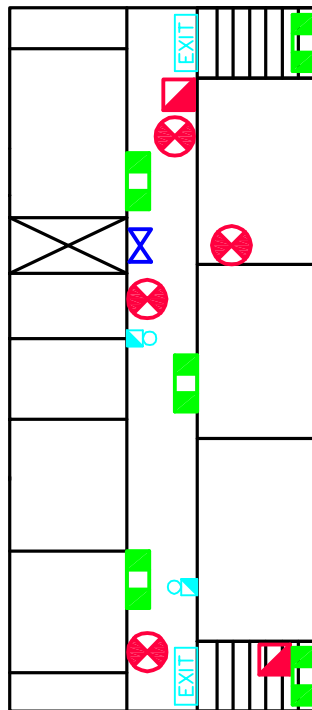
862 BEAVER BANK RD.
BEAVER BANK, NS

Drawing

**MAINTENANCE DRAWING
FIRST FLOOR**














Drawing no.

FSM-1



NORTH

LEGEND

	CONTROL VALVE		FIRE BLANKET
	MAIN SPRINKLER VALVE , SPRINKLER HEADER & ALARM VALVE		EXIT SIGN
	FIRE DEPARTMENT CONNECTION		FIRE ALARM BELL
	FIRE ALARM CONTROL PANEL		EMERGENCY LIGHTING
	MANUAL PULL STATION		FIRE ALARM ANNUNCIATOR
	FIRE EXTINGUISHER		FIRE DAMPER
			HOSE CONNECTION

Project

**HAROLD T. BARRETT
JUNIOR HIGH
SCHOOL**

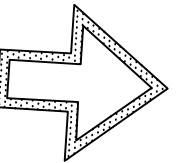
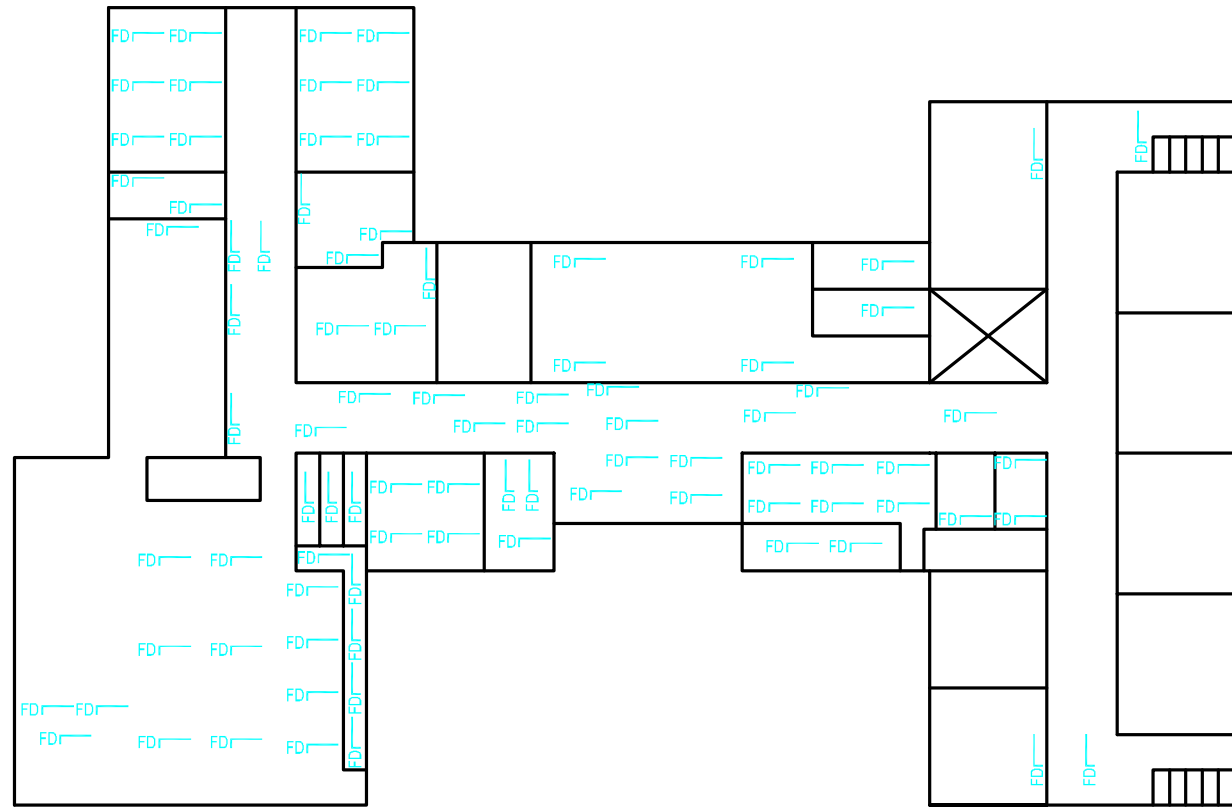
862 BEAVER BANK RD.
BEAVER BANK, NS

Drawing

**MAINTENANCE DRAWING
SECOND FLOOR**














Drawing no.

FSM-2



NORTH

LEGEND

	CONTROL VALVE		FIRE BLANKET
	MAIN SPRINKLER VALVE , SPRINKLER HEADER & ALARM VALVE		EXIT SIGN
	FIRE DEPARTMENT CONNECTION		FIRE ALARM BELL
	FIRE ALARM CONTROL PANEL		EMERGENCY LIGHTING
	MANUAL PULL STATION		FIRE ALARM ANNUNCIATOR
	FIRE EXTINGUISHER		FIRE DAMPER
			HOSE CONNECTION

Project

**HAROLD T. BARRETT
JUNIOR HIGH
SCHOOL**

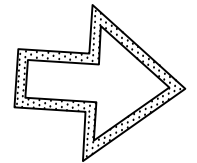
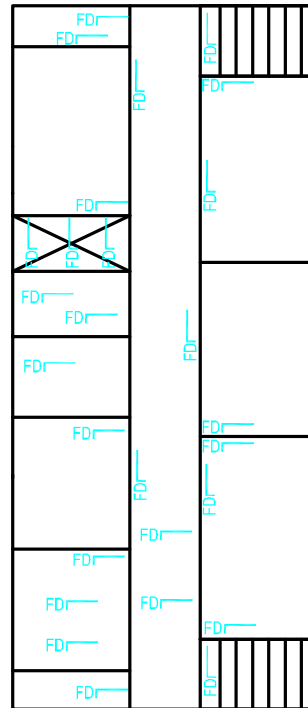
862 BEAVER BANK RD.
BEAVER BANK, NS

Drawing

**FIRE DAMPER DRAWING
FIRST FLOOR**














Drawing no.

FSM-3



NORTH

LEGEND

	CONTROL VALVE		FIRE BLANKET
	MAIN SPRINKLER VALVE , SPRINKLER HEADER & ALARM VALVE		EXIT SIGN
	FIRE DEPARTMENT CONNECTION		FIRE ALARM BELL
	FIRE ALARM CONTROL PANEL		EMERGENCY LIGHTING
	MANUAL PULL STATION		FIRE ALARM ANNUNCIATOR
	FIRE EXTINGUISHER		FIRE DAMPER
			HOSE CONNECTION

Project

**HAROLD T. BARRETT
JUNIOR HIGH
SCHOOL**

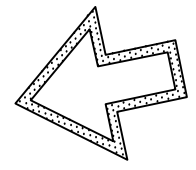
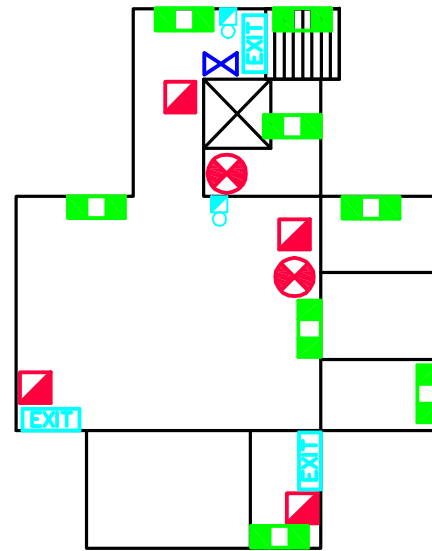
862 BEAVER BANK RD.
BEAVER BANK, NS

Drawing

**FIRE DAMPER DRAWING
SECOND FLOOR**














Drawing no.

FSM-4



NORTH

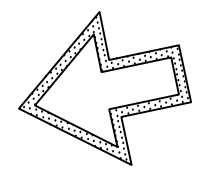
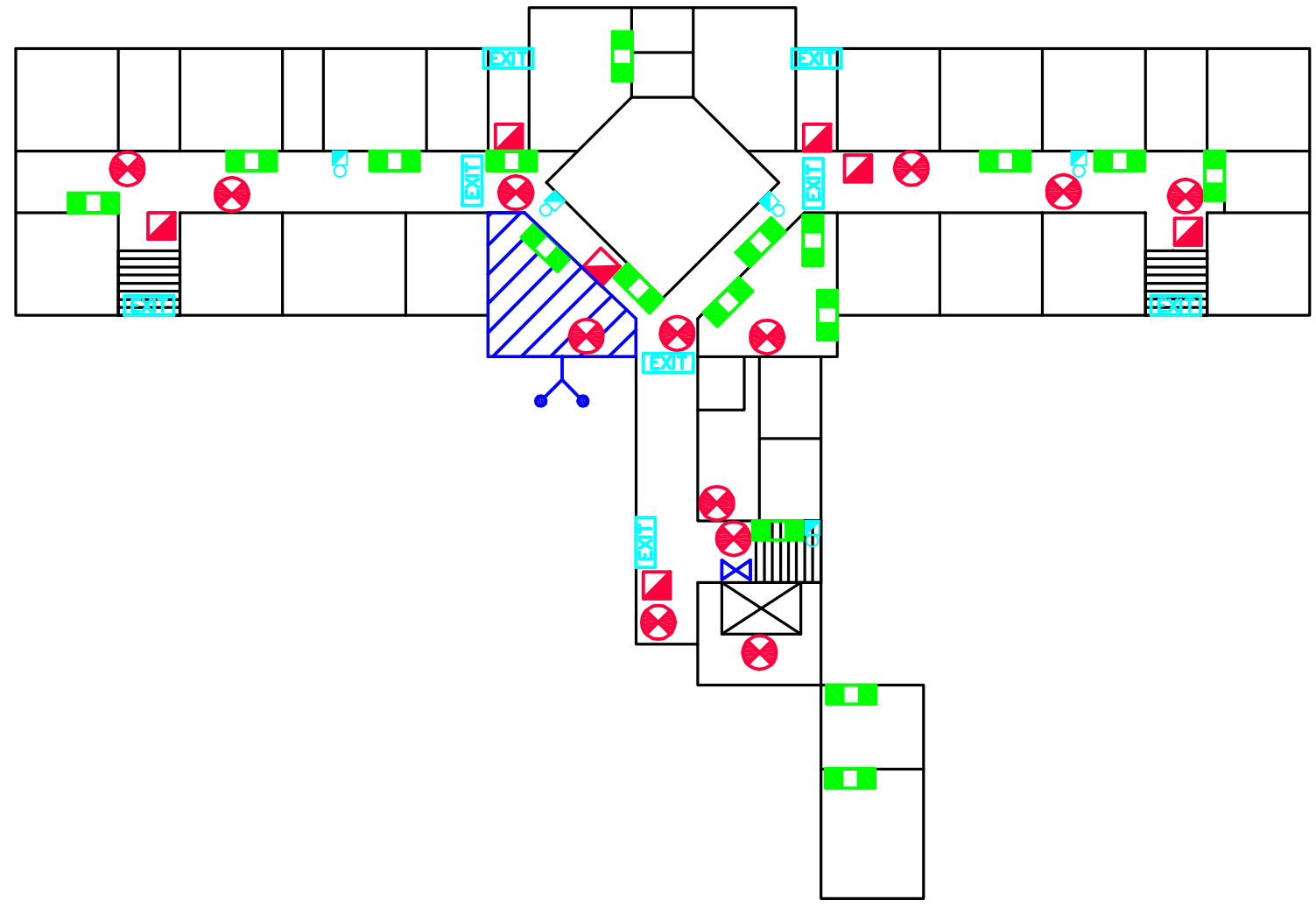
LEGEND

	CONTROL VALVE		FIRE BLANKET
	MAIN SPRINKLER VALVE , SPRINKLER HEADER & ALARM VALVE		EXIT SIGN
	FIRE DEPARTMENT CONNECTION		FIRE ALARM BELL
	FIRE ALARM CONTROL PANEL		EMERGENCY LIGHTING
	MANUAL PULL STATION		FIRE ALARM ANNUNCIATOR
	FIRE EXTINGUISHER		FIRE DAMPER
			HOSE CONNECTION

Project
**HOLLAND ROAD
 ELEMENTARY
 SCHOOL**
 181 HOLLAND RD.
 FLETCHERS LAKE, NS

Drawing
**MAINTENANCE DRAWING
 FIRST FLOOR**

Drawing no.
FSM-1




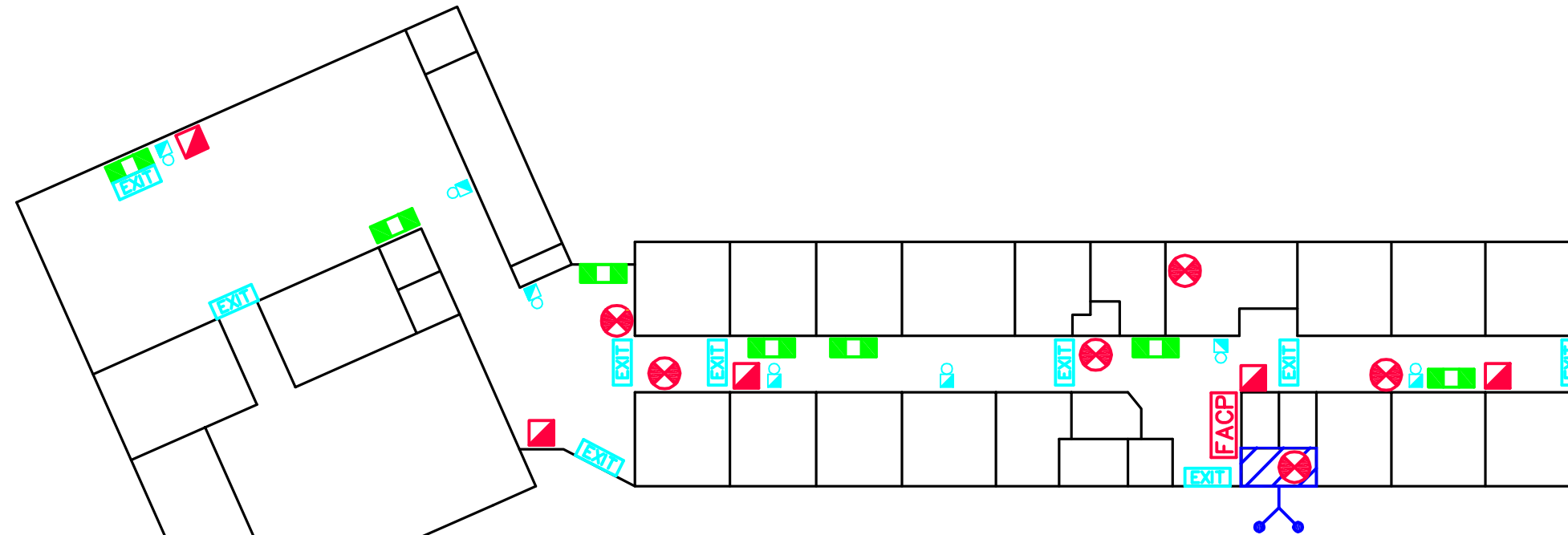
NORTH

LEGEND	
	CONTROL VALVE
	MAIN SPRINKLER VALVE, SPRINKLER HEADER & ALARM VALVE
	FIRE DEPARTMENT CONNECTION
	FIRE ALARM CONTROL PANEL
	MANUAL PULL STATION
	FIRE EXTINGUISHER
	FIRE BLANKET
	EXIT SIGN
	FIRE ALARM BELL
	EMERGENCY LIGHTING
	FIRE ALARM ANNUNCIATOR
	FIRE DAMPER
	HOSE CONNECTION














Project
**HOLLAND ROAD
 ELEMENTARY
 SCHOOL**
 181 HOLLAND RD.
 FLETCHERS LAKE, NS

Drawing
**MAINTENANCE DRAWING
 SECOND FLOOR**

Drawing no.
FSM-2



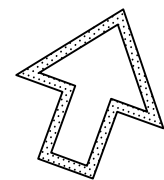
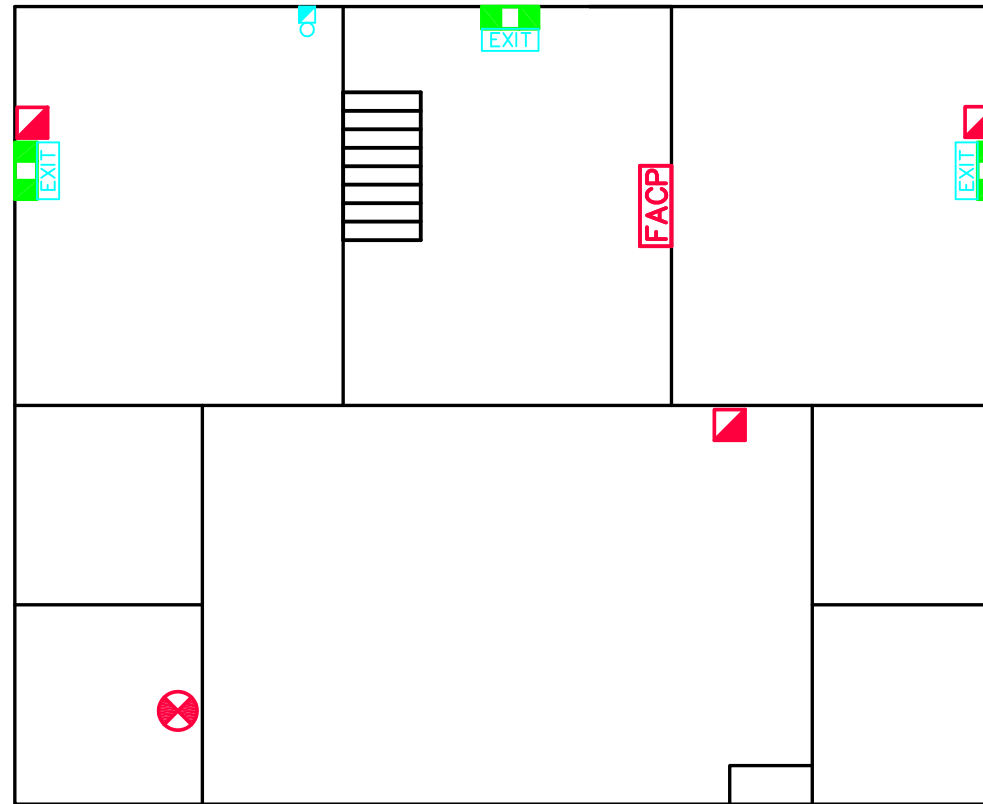
LEGEND

	CONTROL VALVE		FIRE BLANKET
	MAIN SPRINKLER VALVE, SPRINKLER HEADER & ALARM VALVE		EXIT SIGN
	FIRE DEPARTMENT CONNECTION		FIRE ALARM BELL
	FIRE ALARM CONTROL PANEL		EMERGENCY LIGHTING
	MANUAL PULL STATION		FIRE ALARM ANNUNCIATOR
	FIRE EXTINGUISHER		FIRE DAMPER
			HOSE CONNECTION

Project
**HUMBER PARK
 ELEMENTARY
 SCHOOL**
 5 SMALLWOOD AVE.
 DARTMOUTH, NS

Drawing
**MAINTENANCE DRAWING
 FIRST FLOOR**

Drawing no.
FSM-1



NORTH

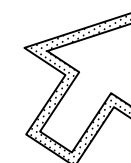
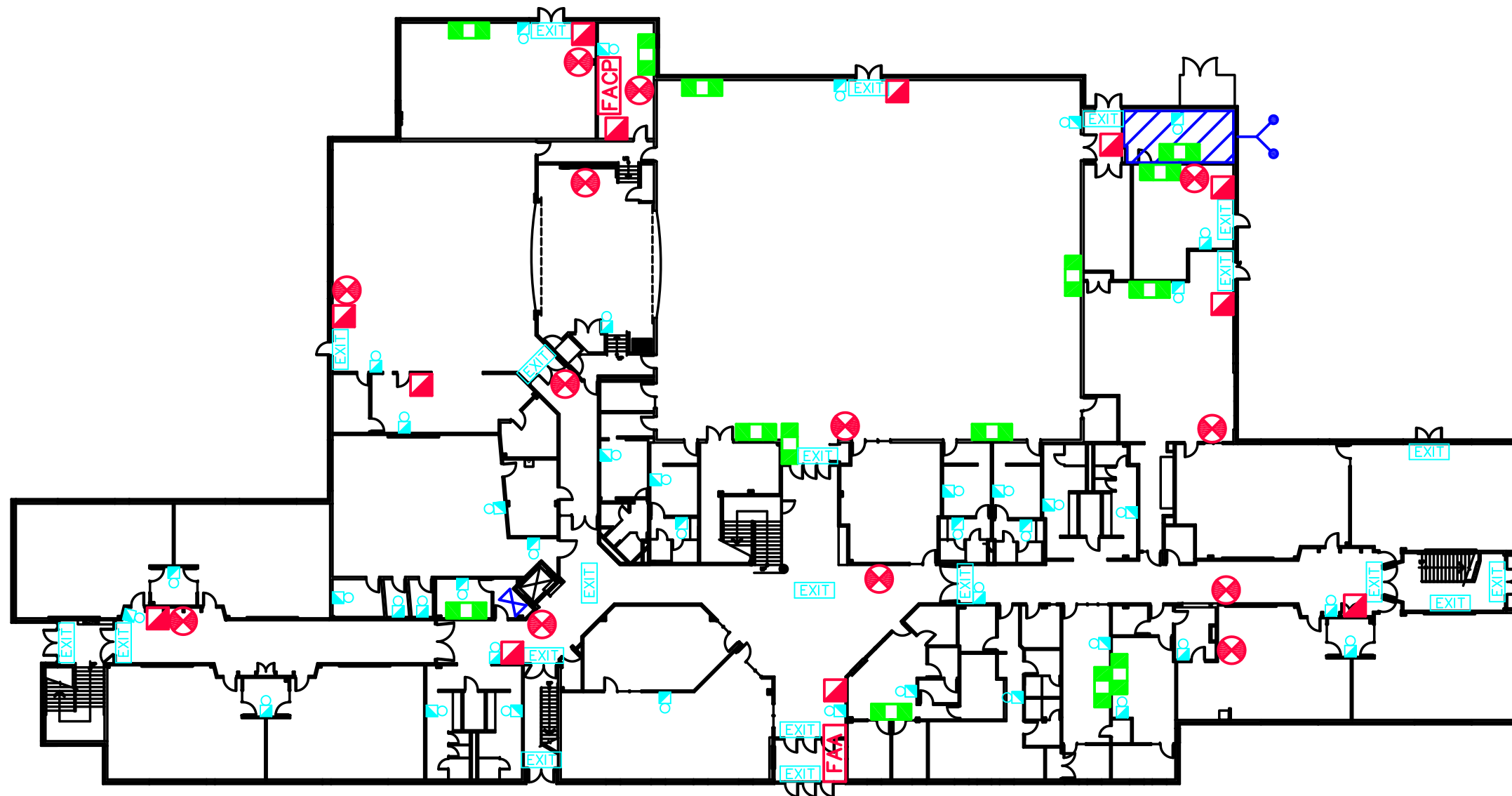
LEGEND

	CONTROL VALVE		FIRE BLANKET
	MAIN SPRINKLER VALVE , SPRINKLER HEADER & ALARM VALVE		EXIT SIGN
	FIRE DEPARTMENT CONNECTION		FIRE ALARM BELL
	FIRE ALARM CONTROL PANEL		EMERGENCY LIGHTING
	MANUAL PULL STATION		FIRE ALARM ANNUNCIATOR
	FIRE EXTINGUISHER		FIRE DAMPER
			HOSE CONNECTION

Project
**LAKEFRONT
 CONSOLIDATED
 ELEMENTARY
 SCHOOL**
 17286 HIGHWAY 7
 TANGIER, NS

Drawing
**MAINTENANCE DRAWING
 FIRST FLOOR**

Drawing no.
FSM-1



NORTH

LEGEND

	CONTROL VALVE		FIRE BLANKET
	MAIN SPRINKLER VALVE, SPRINKLER HEADER & ALARM VALVE		EXIT SIGN
	FIRE DEPARTMENT CONNECTION		FIRE ALARM BELL
	FIRE ALARM CONTROL PANEL		EMERGENCY LIGHTING
	MANUAL PULL STATION		FIRE ALARM ANNUNCIATOR
	FIRE EXTINGUISHER		FIRE DAMPER
			HOSE CONNECTION

Project

**MUSQUODOBOIT
RURAL HIGH SCHOOL**

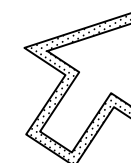
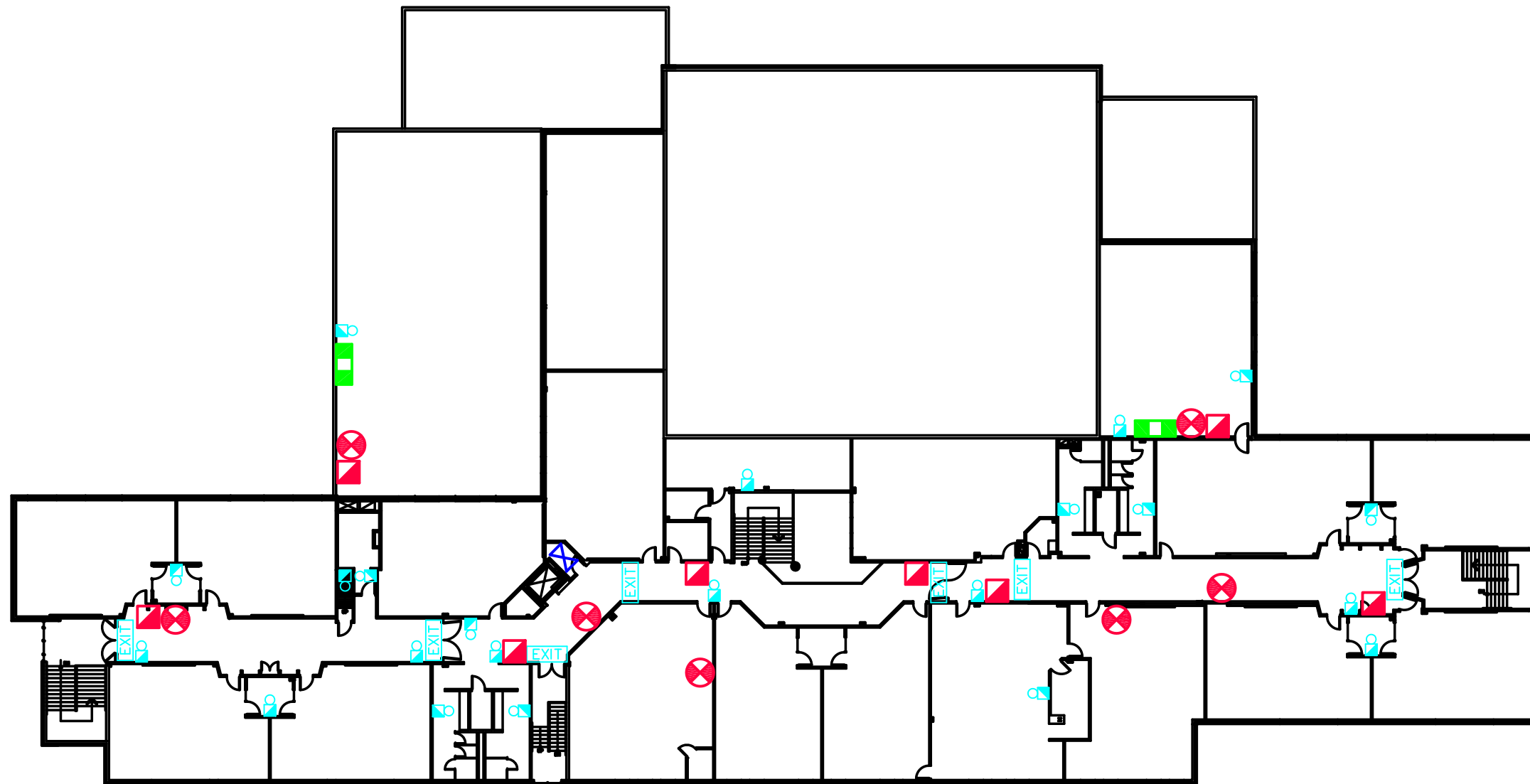
11976 HIGHWAY 224
MIDDLE MUSQUODOBOIT, NS

Drawing

**MAINTENANCE DRAWING
FIRST FLOOR**

Drawing no.

FSM-1



NORTH

LEGEND

	CONTROL VALVE		FIRE BLANKET
	MAIN SPRINKLER VALVE , SPRINKLER HEADER & ALARM VALVE		EXIT SIGN
	FIRE DEPARTMENT CONNECTION		FIRE ALARM BELL
	FIRE ALARM CONTROL PANEL		EMERGENCY LIGHTING
	MANUAL PULL STATION		FIRE ALARM ANNUNCIATOR
	FIRE EXTINGUISHER		FIRE DAMPER
			HOSE CONNECTION

Project

**MUSQUODOBOIT
RURAL HIGH SCHOOL**

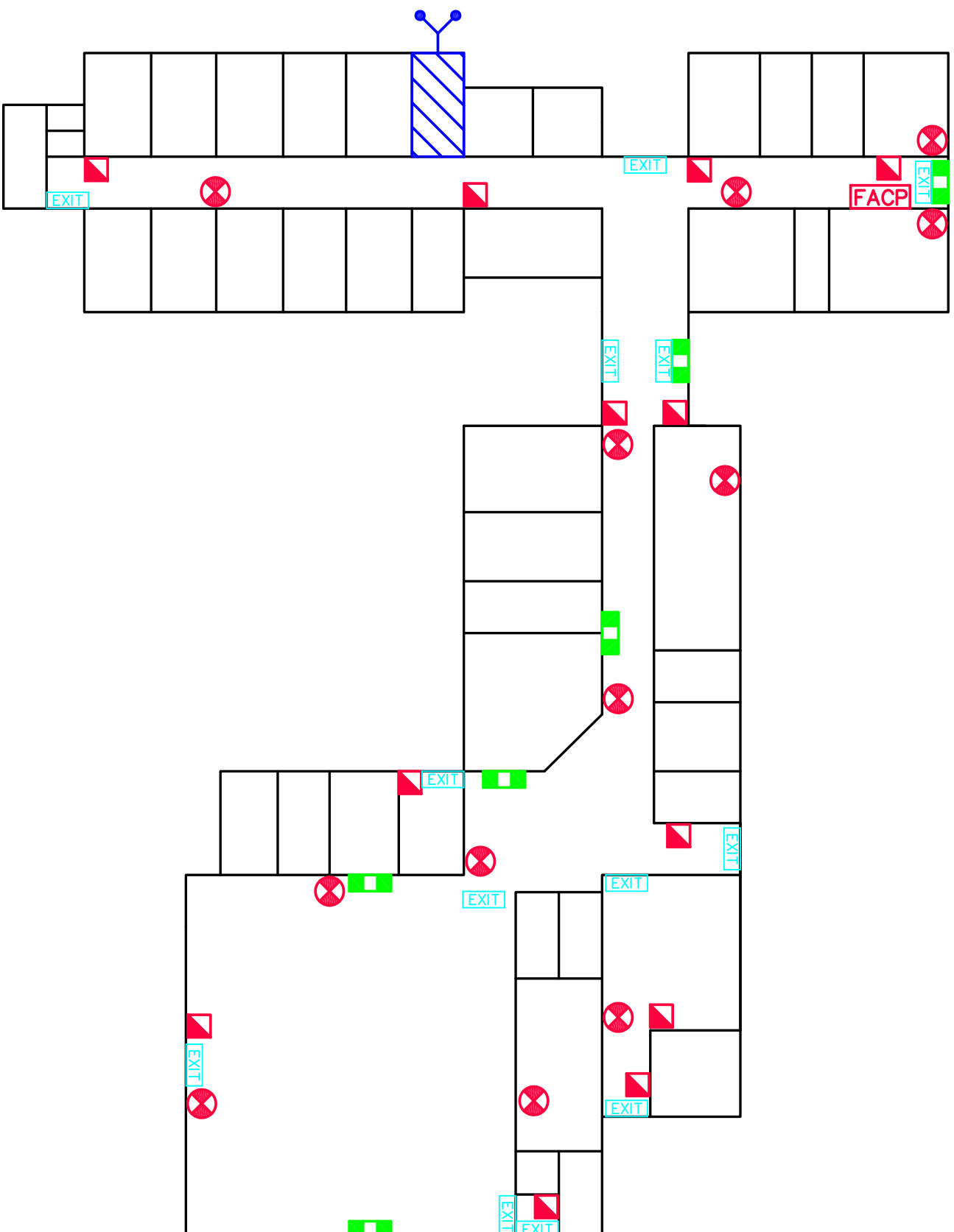
11976 HIGHWAY 224
MIDDLE MUSQUODOBOIT, NS

Drawing














**MAINTENANCE DRAWING
SECOND FLOOR**

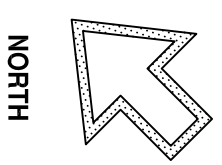
Drawing no.

FSM-2



LEGEND

	CONTROL VALVE		FIRE BLANKET
	MAIN SPRINKLER VALVE, SPRINKLER HEADER & ALARM VALVE		EXIT SIGN
	FIRE DEPARTMENT CONNECTION		FIRE ALARM BELL
	FIRE ALARM CONTROL PANEL		EMERGENCY LIGHTING
	MANUAL PULL STATION		FIRE ALARM ANNUNCIATOR
	FIRE EXTINGUISHER		FIRE DAMPER
			HOSE CONNECTION


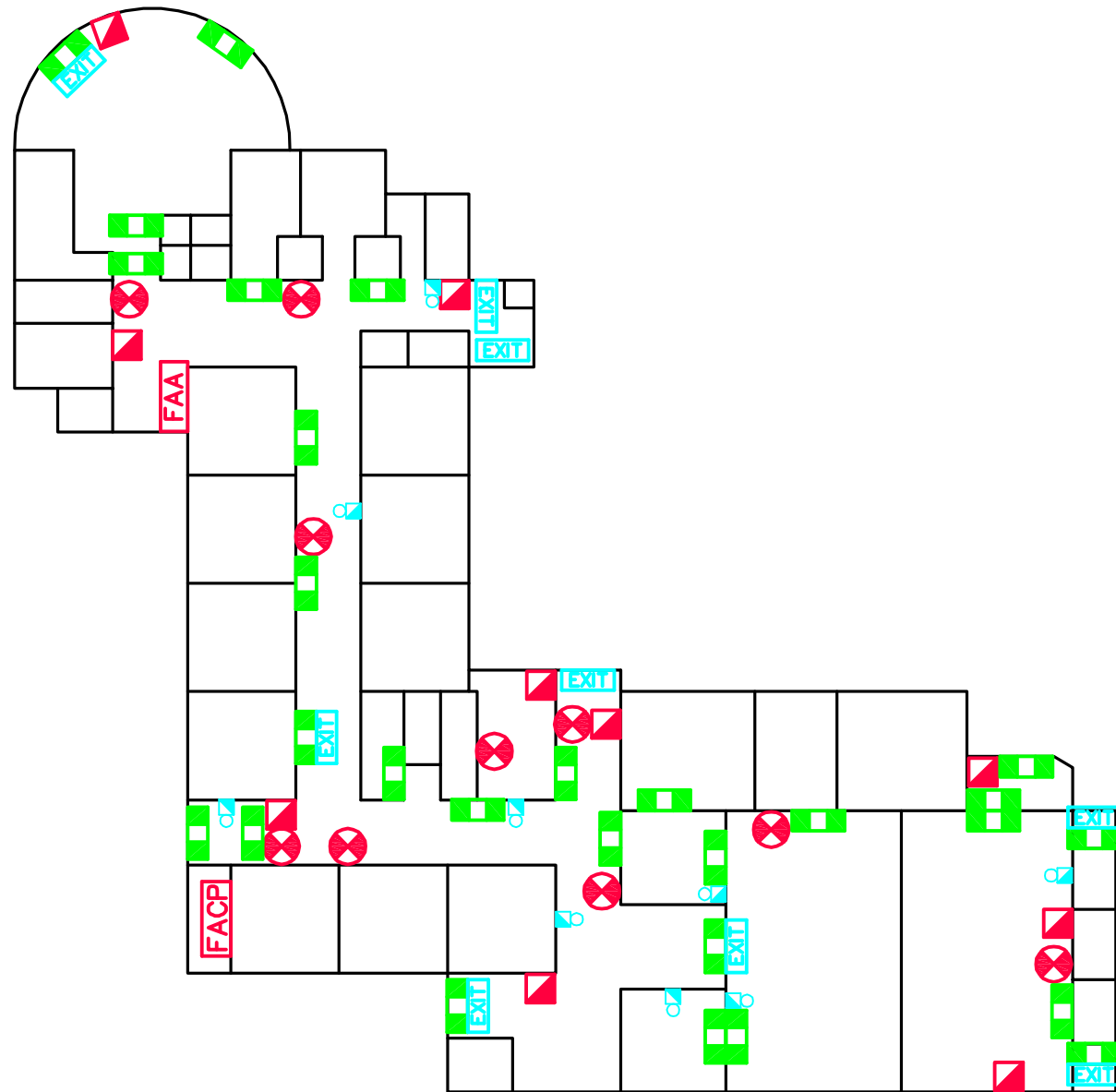


NORTH

Project
MUSQUODOBOIT VALLEY EDUCATION CENTRE
 12046 HIGHWAY 224
 MIDDLE MUSQUODOBOIT, NS





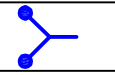








Drawing
MAINTENANCE DRAWING
 FIRST FLOOR

Drawing no.
FSM-1



NORTH

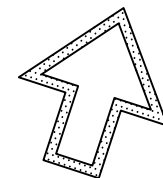
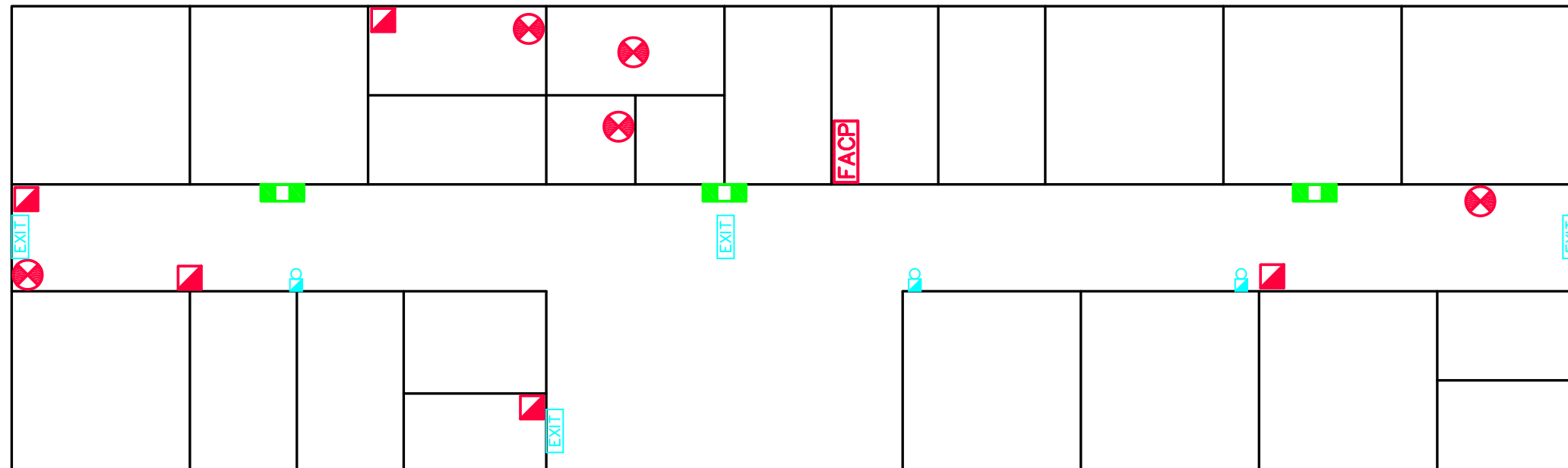
LEGEND

	CONTROL VALVE		FIRE BLANKET
	MAIN SPRINKLER VALVE , SPRINKLER HEADER & ALARM VALVE		EXIT SIGN
	FIRE DEPARTMENT CONNECTION		FIRE ALARM BELL
	FIRE ALARM CONTROL PANEL		EMERGENCY LIGHTING
	MANUAL PULL STATION		FIRE ALARM ANNUNCIATOR
	FIRE EXTINGUISHER		FIRE DAMPER
			HOSE CONNECTION

Project
**NELSON WHYNDER
 ELEMENTARY
 SCHOOL**
 979 NORTH PRESTON RD.
 NORTH PRESTON, NS

Drawing
**MAINTENANCE DRAWING
 FIRST FLOOR**

Drawing no.
FSM-1



NORTH

LEGEND

	CONTROL VALVE		FIRE BLANKET
	MAIN SPRINKLER VALVE , SPRINKLER HEADER & ALARM VALVE		EXIT SIGN
	FIRE DEPARTMENT CONNECTION		FIRE ALARM BELL
	FIRE ALARM CONTROL PANEL		EMERGENCY LIGHTING
	MANUAL PULL STATION		FIRE ALARM ANNUNCIATOR
	FIRE EXTINGUISHER		FIRE DAMPER
			HOSE CONNECTION

Project

**OLDFIELD
CONSOLIDATED
ELEMENTARY
SCHOOL**


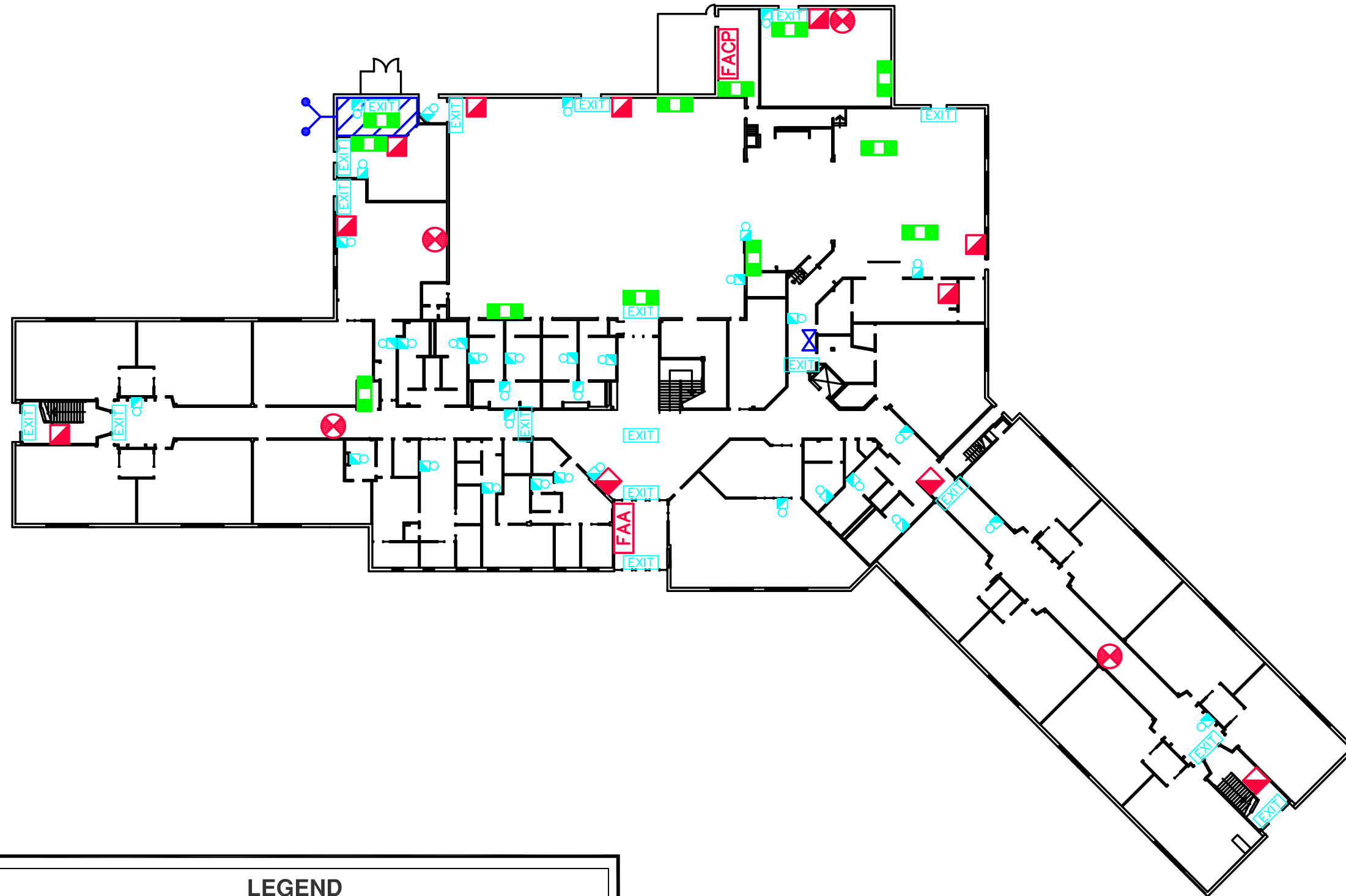
72 HALLS ROAD
ENFIELD, NS

Drawing

**MAINTENANCE DRAWING
FIRST FLOOR**

Drawing no.

FSM-1
















NORTH

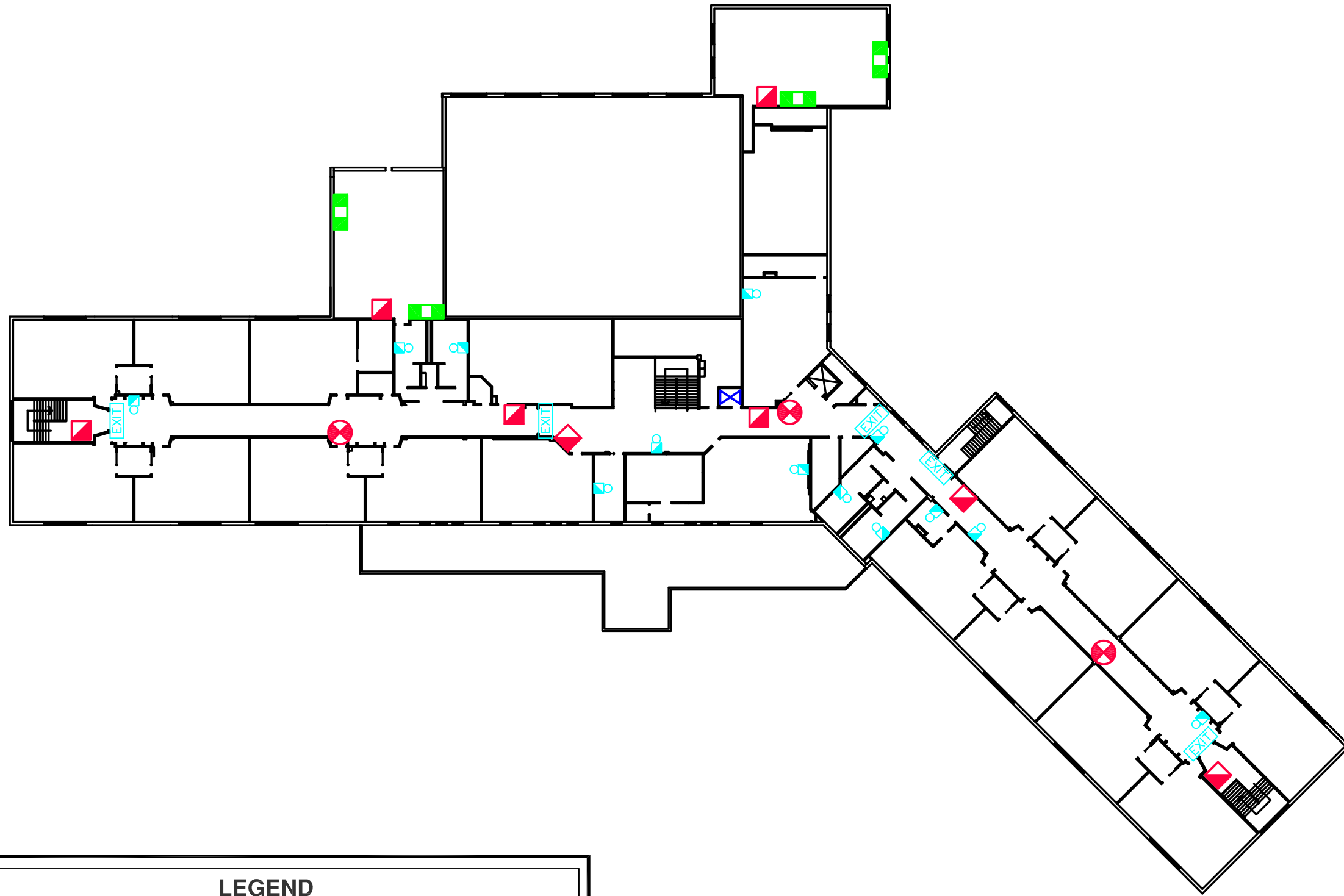
Project
**OYSTER POND
 ACADEMY**
 10583 HIGHWAY 7
 OYSTER POND, NS

Drawing
**MAINTENANCE DRAWING
 FIRST FLOOR**

Drawing no.
FSM-1

LEGEND

	CONTROL VALVE		FIRE BLANKET
	MAIN SPRINKLER VALVE , SPRINKLER HEADER & ALARM VALVE		EXIT SIGN
	FIRE DEPARTMENT CONNECTION		FIRE ALARM BELL
	FIRE ALARM CONTROL PANEL		EMERGENCY LIGHTING
	MANUAL PULL STATION		FIRE ALARM ANNUNCIATOR
	FIRE EXTINGUISHER		FIRE DAMPER
			HOSE CONNECTION



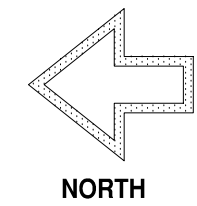
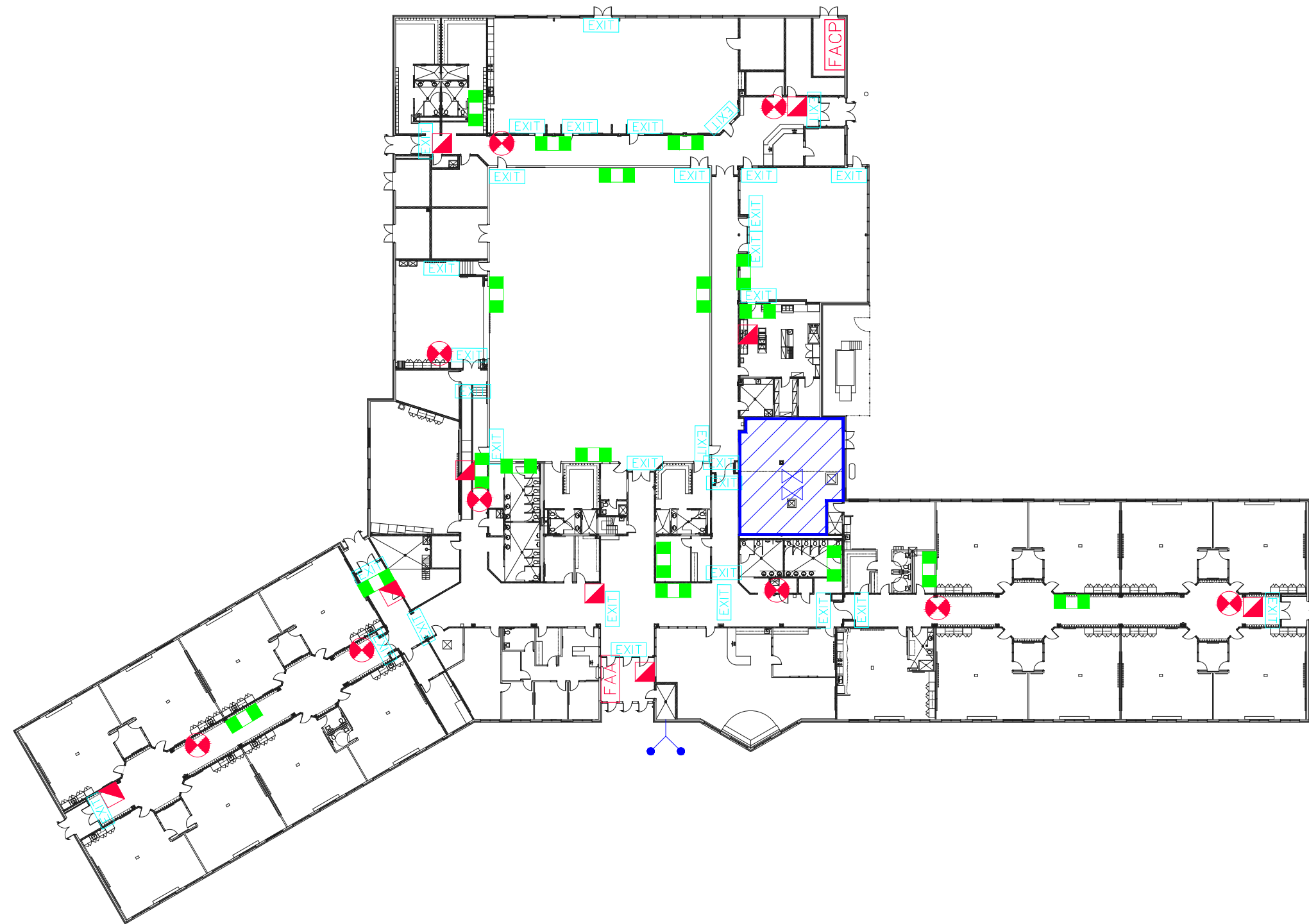
NORTH










LEGEND	
	CONTROL VALVE
	MAIN SPRINKLER VALVE, SPRINKLER HEADER & ALARM VALVE
	FIRE DEPARTMENT CONNECTION
	FIRE ALARM CONTROL PANEL
	MANUAL PULL STATION
	FIRE EXTINGUISHER
	FIRE BLANKET
	EXIT SIGN
	FIRE ALARM BELL
	EMERGENCY LIGHTING
	FIRE ALARM ANNUNCIATOR
	FIRE DAMPER
	HOSE CONNECTION

Project
OYSTER POND ACADEMY
 10583 HIGHWAY 7
 OYSTER POND, NS

Drawing
**MAINTENANCE DRAWING
 SECOND FLOOR**

Drawing no.
FSM-2

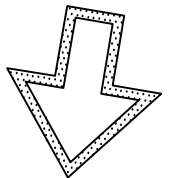
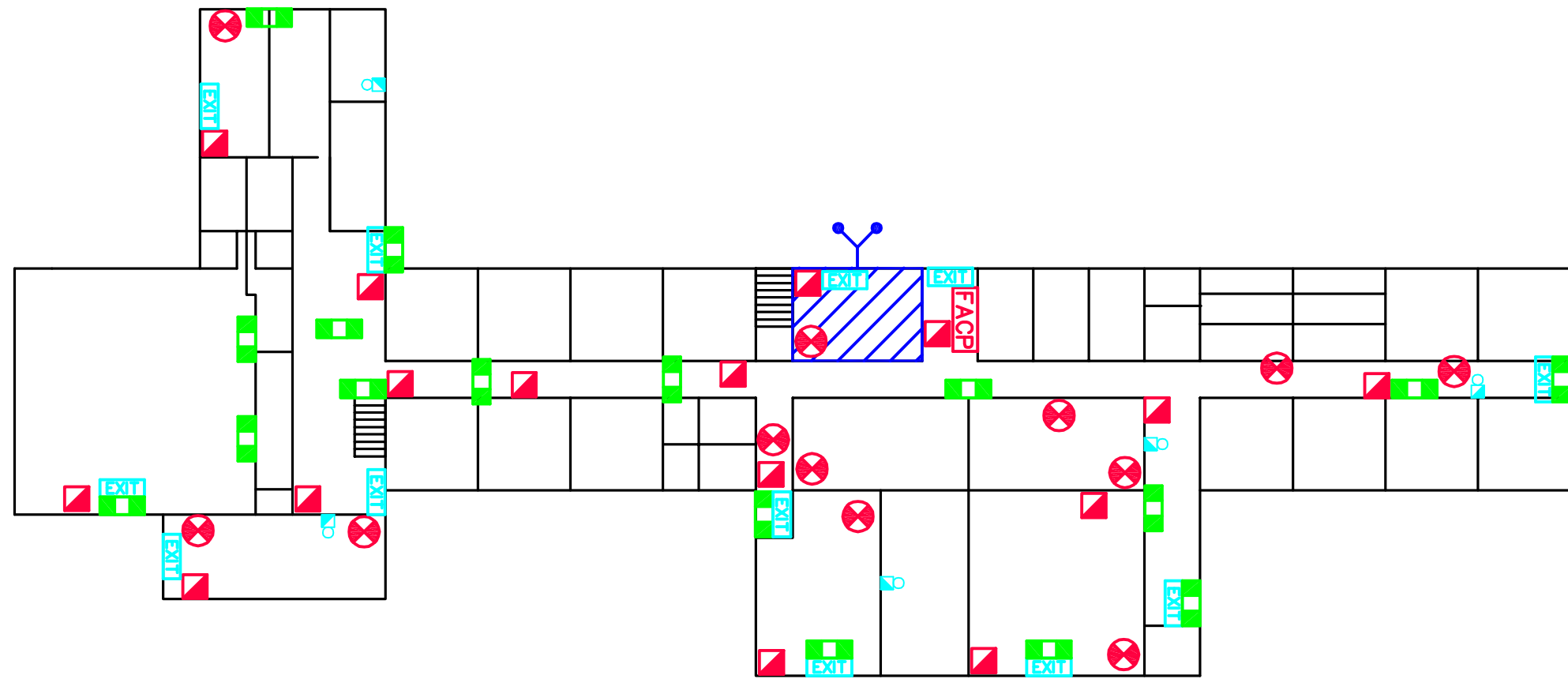


LEGEND	
	MAIN SPRINKLER VALVE, SPRINKLER HEADER & ALARM VALVE
	FIRE DEPARTMENT CONNECTION
	FIRE ALARM CONTROL PANEL
	FIRE ALARM ANNUNCIATOR
	CONTROL VALVE
	EXIT SIGN
	EMERGENCY LIGHTING
	MANUAL PULL STATION
	FIRE EXTINGUISHER

Project
**PORTERS LAKE
 ELEMENTARY SCHOOL**
 40 INSPIRATION DRIVE
 PORTERS LAKE, NS

Drawing
**FIRE MAINTENANCE
 DRAWING**

Drawing no.
FSM-1



NORTH

LEGEND

	CONTROL VALVE		FIRE BLANKET
	MAIN SPRINKLER VALVE, SPRINKLER HEADER & ALARM VALVE		EXIT SIGN
	FIRE DEPARTMENT CONNECTION		FIRE ALARM BELL
	FIRE ALARM CONTROL PANEL		EMERGENCY LIGHTING
	MANUAL PULL STATION		FIRE ALARM ANNUNCIATOR
	FIRE EXTINGUISHER		FIRE DAMPER
			HOSE CONNECTION

Project

**ROSS ROAD
ELEMENTARY &
JUNIOR HIGH
SCHOOL**

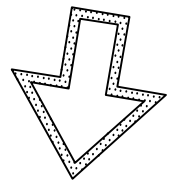
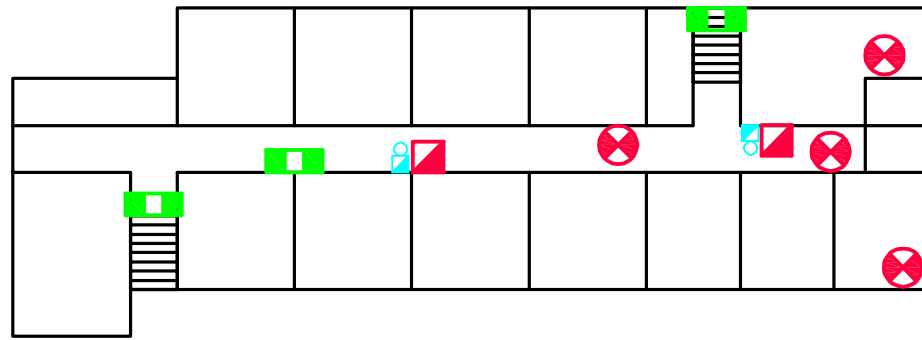
336 ROSS RD.
WESTPHAL, NS

Drawing

**MAINTENANCE DRAWING
FIRST FLOOR**














Drawing no.

FSM-1



NORTH

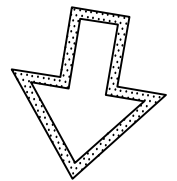
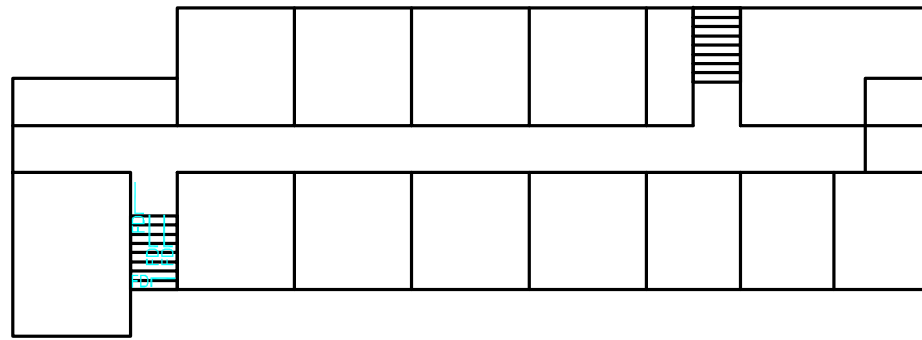
LEGEND

	CONTROL VALVE		FIRE BLANKET
	MAIN SPRINKLER VALVE , SPRINKLER HEADER & ALARM VALVE		EXIT SIGN
	FIRE DEPARTMENT CONNECTION		FIRE ALARM BELL
	FIRE ALARM CONTROL PANEL		EMERGENCY LIGHTING
	MANUAL PULL STATION		FIRE ALARM ANNUNCIATOR
	FIRE EXTINGUISHER		FIRE DAMPER
			HOSE CONNECTION

Project
**ROSS ROAD
 ELEMENTARY &
 JUNIOR HIGH
 SCHOOL**
 336 ROSS RD.
 WESTPHAL, NS














Drawing
**MAINTENANCE DRAWING
 SECOND FLOOR**

Drawing no.
FSM-2



NORTH

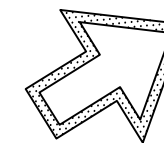
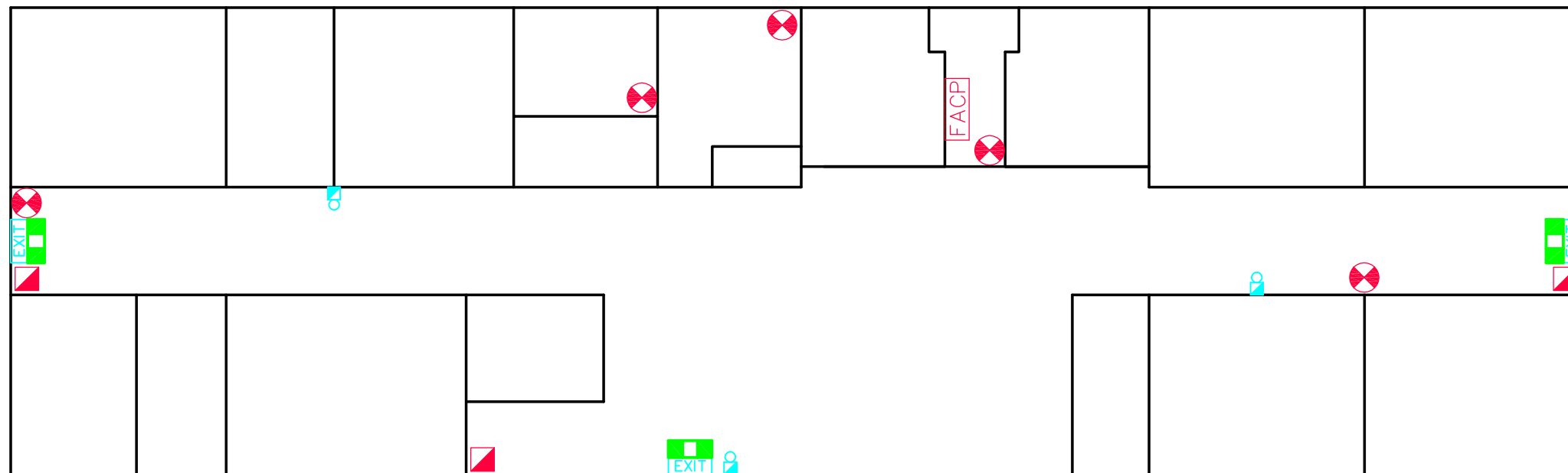
LEGEND

	CONTROL VALVE		FIRE BLANKET
	MAIN SPRINKLER VALVE , SPRINKLER HEADER & ALARM VALVE		EXIT SIGN
	FIRE DEPARTMENT CONNECTION		FIRE ALARM BELL
	FIRE ALARM CONTROL PANEL		EMERGENCY LIGHTING
	MANUAL PULL STATION		FIRE ALARM ANNUNCIATOR
	FIRE EXTINGUISHER		FIRE DAMPER
			HOSE CONNECTION

Project
**ROSS ROAD
 ELEMENTARY &
 JUNIOR HIGH
 SCHOOL**
 336 ROSS RD.
 WESTPHAL, NS














Drawing
**FIRE DAMPER DRAWING
 SECOND FLOOR**

Drawing no.
FSM-3



NORTH

LEGEND

	CONTROL VALVE		FIRE BLANKET
	MAIN SPRINKLER VALVE, SPRINKLER HEADER & ALARM VALVE		EXIT SIGN
	FIRE DEPARTMENT CONNECTION		FIRE ALARM BELL
	FIRE ALARM CONTROL PANEL		EMERGENCY LIGHTING
	MANUAL PULL STATION		FIRE ALARM ANNUNCIATOR
	FIRE EXTINGUISHER		FIRE DAMPER
			HOSE CONNECTION

Project

**UPPER MUSQUODOBOIT
CONSOLIDATED
ELEMENTARY SCHOOL**

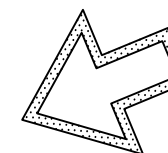
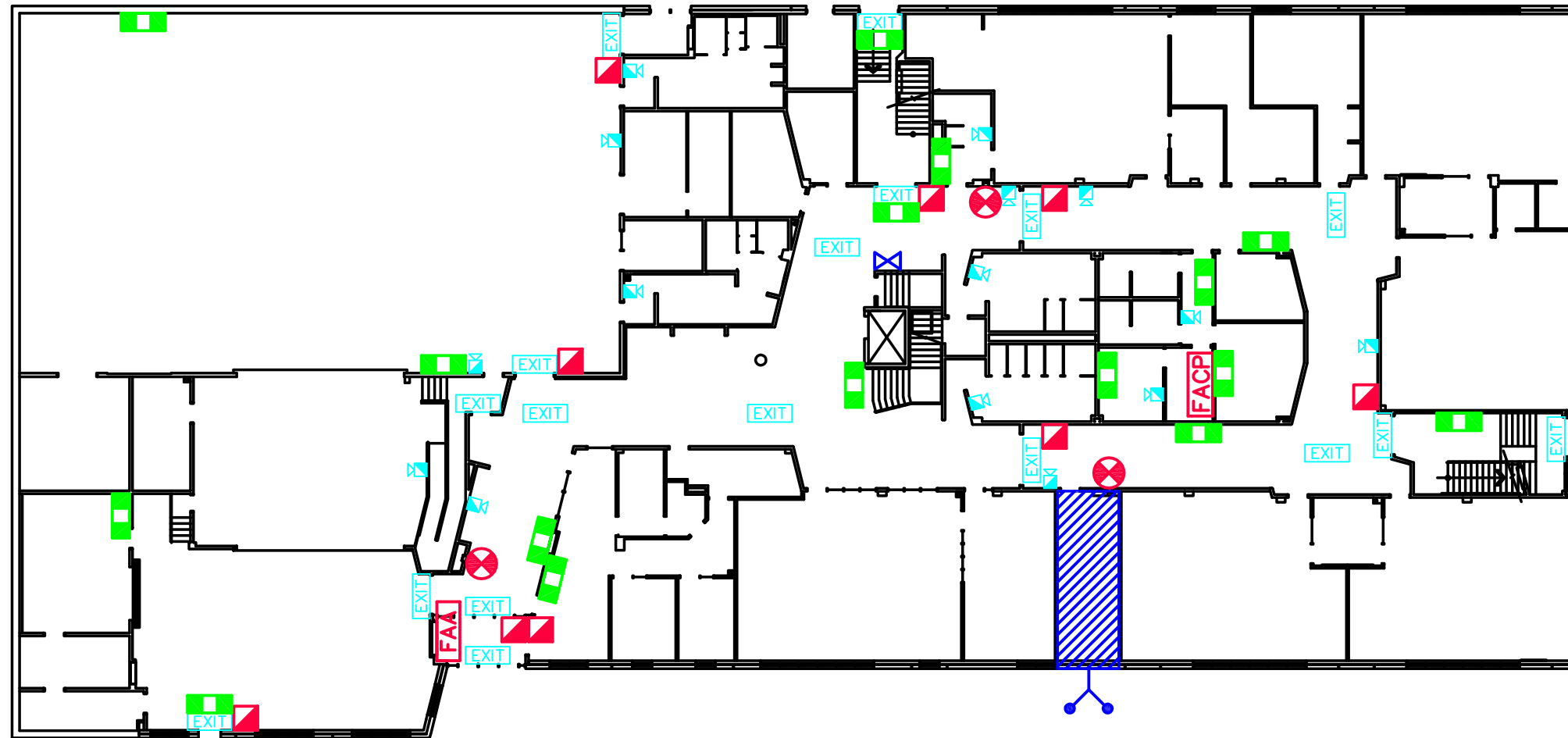
8416 HIGHWAY 224
UPPER MUSQUODOBOIT, NS

Drawing

**MAINTENANCE DRAWING
FIRST FLOOR**

Drawing no.

FSM-1



NORTH

LEGEND

	CONTROL VALVE		FIRE BLANKET
	MAIN SPRINKLER VALVE, SPRINKLER HEADER & ALARM VALVE		EXIT SIGN
	FIRE DEPARTMENT CONNECTION		HORN STROBE
	FIRE ALARM CONTROL PANEL		EMERGENCY LIGHTING
	MANUAL PULL STATION		FIRE ALARM ANNUNCIATOR
	FIRE EXTINGUISHER		FIRE DAMPER
			HOSE CONNECTION

Project

WAVERLEY MEMORIAL ELEMENTARY SCHOOL


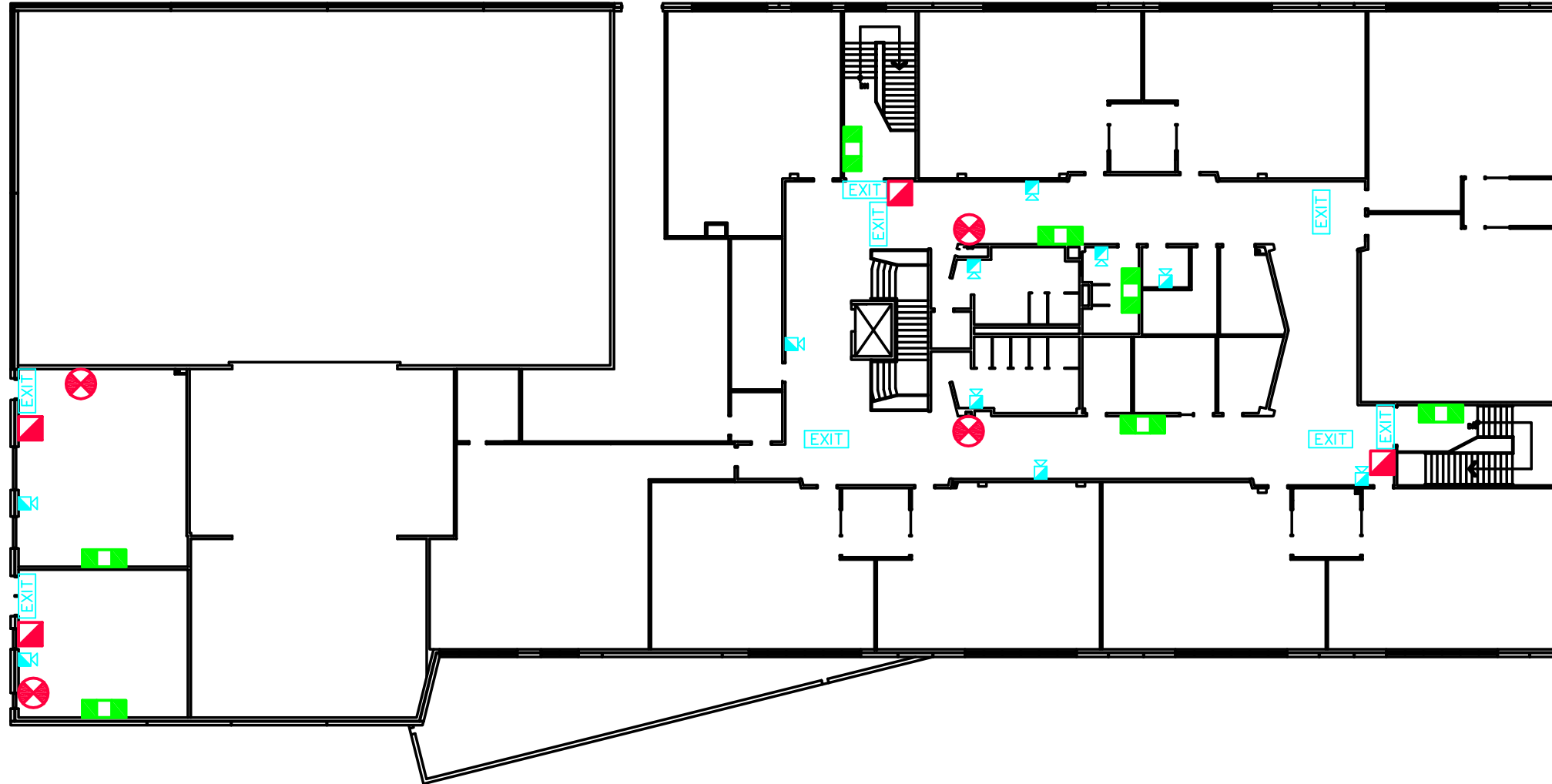
2393 Rocky Lake Drive
Waverley, NS

Drawing

MAINTENANCE DRAWING FIRST FLOOR














Drawing no.

FSM-1



NORTH

LEGEND

 CONTROL VALVE	 FIRE BLANKET
 MAIN SPRINKLER VALVE, SPRINKLER HEADER & ALARM VALVE	 EXIT SIGN
 FIRE DEPARTMENT CONNECTION	 HORN STROBE
 FIRE ALARM CONTROL PANEL	 EMERGENCY LIGHTING
 MANUAL PULL STATION	 FIRE ALARM ANNUNCIATOR
 FIRE EXTINGUISHER	 FIRE DAMPER
	 HOSE CONNECTION

Project
**WAVERLEY MEMORIAL
ELEMENTARY SCHOOL**
*2393 Rocky Lake Drive
Waverley, NS*

Drawing
**MAINTENANCE DRAWING
SECOND FLOOR**

Drawing no.
FSM-2

Tender #3959 - Appendix I - Listing of Schools with Elevators by Region

These locations have elevating devices that require access to inspect respective smoke detectors

Region 1			
Burton Ettinger Elementary	52 Alex St	Halifax	B3N 2W4
Citadel High	1855 Trollope St	Halifax	B3H 0A4
Cunard Junior High	121 Williams Lake Rd	Halifax	B3P 1T6
Fairview Junior High	155 Rosedale Ave	Halifax	B3N 2K2
Gorsebrook Junior High	5966 South St	Halifax	B3H 1S6
Herring Cove Junior High	7 Lancaster Dr	Herring Cove	B3V 1H9
J.L. Ilsley High	38 Sylvia Ave	Halifax	B3R 1J9
Lemarchant St. Thomas Elementary	1589 Walnut St	Halifax	B3H 3S1
Region 2			
Basinview Drive Community School	273 Basinview Dr	Bedford	B4A 3X8
Beechville Lakeside Timberlea Jr Elementary	22 James St	Timberlea	B3T 1G9
Brookside Junior High	2239 Prospect Rd	Hatchet Lake	B3T 1R8
Cavalier Drive School	116 Cavalier Dr	Lower Sackville	B4C 3L9
Charles P. Allen High	200 Innovation Drive	Bedford	B4B 0G4
Five Bridges Junior High	66 Hubley Rd	Hubley	B3Z 1B9
Halifax West High School	283 Thomas Raddall Dr	Halifax	B3S 1R1
Harry R. Hamilton Elementary	40 Hamilton Dr	Middle Sackville	B4E 3A9
Kingswood Elementary	34 Vrege Crt	Hammonds Plains	B4B 1K2
Leslie Thomas Junior High	100 Metropolitan Ave	Lower Sackville	B4C 2Z8
Millwood Elementary	190 Beaver Bank Cross Rd	Middle Sackville	B4E 1K5
Millwood High	141 Millwood Dr	Middle Sackville	B4E 0A1
Rocky Lake Junior High	670 Rocky Lake Drive	Bedford	B4A 2T6
Sackville Heights Junior High	956 Sackville Dr	Lower Sackville	B4E 1S4
Sackville High	1 Kingfisher Way	Lower Sackville	B4C 2Y9
Sir John A. Macdonald High	31 Scholars Rd	Upper Tantallon	B3Z 0C3
Tantallon Jr Elementary	1 French Village Station Rd	Upper Tantallon	B3Z 1E4
Region 3			
Caledonia Junior High	38 Caledonia Rd	Dartmouth	B2X 1K8
Cole Harbour District High	2 Chameau Cres	Cole Harbour	B2W 4X4
Dartmouth High	95 Victoria Rd	Dartmouth	B3A 1V2
George Bissett Elementary	170 Arklow Dr	Dartmouth	B2W 4R6
John Martin Junior High	7 Brule St	Dartmouth	B3A 4G2
Ocean View Elementary	51 Oceanview School Rd	Eastern Passage	B3G 1J3
Prince Andrew High	31 Woodlawn Rd	Dartmouth	B2W 2R7
Seaside Elementary	1881 Caldwell Rd	Eastern Passage	B3G 1J3
Tallahassee Community School	168 Redoubt Way	Eastern Passage	B3G 1M5
Region 4			
Ash Lee Jefferson Elementary	10 Lockview Rd	Fall River	B2T 1J1
Astral Drive Elementary	236 Astral Dr	Dartmouth	B2V 1B8
Astral Drive Junior High	238 Astral Dr	Dartmouth	B2V 1B8
Auburn Drive High	300 Auburn Dr	Cole Harbour	B2W 6E9
Bedford and Forsyth Ed Ctr - Bedford Campus	426 Rocky Lake Dr	Bedford	B4A 2T5
Duncan MacMillan High	481 Church Point Rd	Sheet Harbour	B0J 3B0
Georges P. Vanier Junior High	1410 Fall River Rd	Fall River	B2T 1J1
Graham Creighton Junior High	72 Cherry Brook Rd	Cherry Brook	B2Z 1A8
Harold T. Barrett Junior High	862 Beaver Bank Rd	Beaver Bank	B4G 1A9
Musquodoboit Rural High	11980 Highway 224	Middle Musquodoboit	B0N 1X0
Oyster Pond Academy	10583 Highway 7	Oyster Pond	B0J 1W0
Waverley Memorial	2393 Rocky Lake Drive	Waverley	B2R 1S4

APPENDIX J

RISK MANAGEMENT AND SAFETY

A. INDEMNIFICATION AND INSURANCE

1. Indemnity and Waiver:

Service provider shall be liable to HRCE for and shall indemnify and save harmless HRCE from and against any and all claims, suits, demands, awards, actions, proceedings, losses, judgments, costs, damages, settlements or expenses (including legal costs on a solicitor and own client basis) suffered or incurred by HRCE that arise out of, result from, are based upon or are in any way connected with this Contract, including without limitation:

- (a) those resulting from any act or omission on the part of service provider or its employees, agents and subservice providers;
- (b) those resulting from any action, suit or proceeding brought by any third party;
- (c) those brought in respect of personal injury (including injury resulting in death) or damage or destruction of tangible or intangible property, including HRCE's property;
- (d) those made under workers' compensation legislation;
- (e) those legal costs and fines resulting from the failure of service provider, its employees, agents or subservice providers to comply with any applicable laws, regulations, by-laws, rules or orders of any government, authority or body having jurisdiction, whether identified in this Contract or applicable by-law;
- (f) those resulting from the release, discharge, seepage or other escape of any substance including chemicals, hazardous or toxic materials, substances, pollutants, contaminants or wastes, whether liquid, gaseous or of any other nature or for any breach of any applicable environmental legislation;
- (g) those resulting from any labourers', materialmen's, or mechanics' liens arising from or relating to the performance of the Contract;
- (h) those brought for actual, alleged, direct or contributory infringement of any patent, trade mark, copyright, trade secret or other intellectual property right, including breach of obligations of confidentiality; and
- (i) any other claims, expenses, costs, and losses suffered, incurred or sustained by HRCE.

The foregoing liability, indemnification and hold harmless provisions shall apply to anything done or not done in connection with this Contract and by whomsoever made, regardless of whether it was caused by the negligence of service provider or otherwise. Service provider shall make no claim or demand against HRCE for any injury (including death), claim, expense, loss or damage to property suffered or sustained by service provider or any other person which arises out of, or is connected, with this Contract or anything done or not done as required hereunder, or any other errors or omissions of service provider, and hereby waives as against HRCE all such claims and demands.

The foregoing indemnity and waiver given by the service provider shall not apply to the extent of HRCE's own negligence. The onus of establishing that HRCE was negligent shall be upon the service provider. HRCE shall not be deemed to have caused or contributed thereto merely by reason of its knowledge, approval or acceptance of the materials, drawings, specifications, supplies, equipment, procedures or services of service provider.

For the purposes of this Section, any reference to "HRCE" shall include HRCE, together with the employees, directors, officers, trustees, representatives and agents of HRCE; and any reference to "service provider" shall include service provider's directors, officers, employees, affiliates, representatives, agents and subservice providers.

2. Insurance:

The service provider must provide with their proposal an insurance certificate showing proof of:

- Commercial General Liability insurance, including but not limited to, products liability and completed operations, owners and contractors liability, endorsement, independent contractor, cross liability, employers contingent liability, personal & advertising injury liability, contractual liability, owner's and contractor's protective liability, broad form property liability for a **limit of no less than \$5,000,000 per occurrence**
- Commercial Auto liability Insurance covering all owned, non-owned and hired vehicles for a minimum combined single limit of \$2,000,000 per occurrence;
- It is also agreed that the above insurance coverage is primary & non-contributory and please include a waiver of subrogation.

Upon award, The Halifax Regional Centre for Education **MUST** be named as "additionally insured" pertaining to the work for this project. Furthermore, Halifax Regional Centre for Education **MUST** receive at least thirty (30) days' notice of cancellation or modification of the above insurance. The successful proponent shall secure and maintain the insurance as noted above at its expense during the term of the contract.

3. Service provider shall ensure that the above Insurance policies:

- (a) are endorsed to provide HRCE with not less than thirty (30) days written notice in advance of cancellation, change or amendments restricting coverage;
- (b) do not include a deductible that exceeds such maximum amount that a reasonably prudent business person would consider reasonable; and
- (c) take the form of an occurrence basis policy and not a claims-made policy.

The service provider shall, before any services are performed, provide HRCE with a copy of the certificates of insurance and, if requested by HRCE, the insurance policies evidencing all the coverage stipulated above, and HRCE may withhold payment of any invoice until it receives evidence of such coverage. Failure for any reason to furnish this proof at any time shall be a breach of the contract, allowing the HRCE to terminate the contract or at the HRCE's option, to supply such insurance and charge the cost to service provider. The HRCE may require the service provider to have the HRCE added as an insured party to the insurance policy and/or require service provider to furnish a certified copy of the policy for such insurance.

The service provider shall not make or cause to be made any modification or alteration to the Insurance, nor do or leave anything undone, which may invalidate the Insurance coverage. Service provider shall be responsible for any deductible and excluded loss under the Insurance.

The service provider shall cause all subservice providers performing services to obtain and maintain the Insurance policies required by this Section.

The service provider agrees that the insurance coverage required to be maintained by it under the provisions of this Contract shall in no manner limit or restrict its liabilities under this Contract. HRCE reserves the right to maintain the insurance in good standing at the service provider's expense and to require the service provider to obtain additional insurance where, in HRCE's reasonable opinion, the circumstances so warrant.

B. COMPLIANCE WITH LEGISLATION AND REGULATIONS

1. Compliance

The service provider shall comply with and shall ensure all of its agents, employees and subservice providers comply with all applicable laws and regulations, including all safety, health and environmental requirements pursuant to any government permit, license, or authorization. The service provider shall at its cost obtain all permits and licenses required by any governing authority in order to enable the service provider to provide its goods and services and otherwise perform its obligations under the Contract.

2. Labour Code

The service provider shall comply with all applicable provisions of the *Labour Code* (Nova Scotia) and the *Employment Standards Act* (Nova Scotia) and all regulations and amendments thereto.

3. Workers' Compensation Legislation

The service provider shall comply with the *Worker's Compensation Act* (Nova Scotia) and regulations and amendments thereto, and:

- (a) if any employees perform or assist in the performance of this Contract, the service provider shall submit, at any time requested by the HRCE, a letter from the Workers' Compensation Board (Nova Scotia) stating that the service provider has an account in good standing with the Worker's Compensation Board;
- (b) the service provider will make the necessary returns to the Workers' Compensation Board in accordance with government regulations and will pay all fees and contributions required in connection therewith. The cost of compensation will be included in the price payable under the Contract; and
- (c) the service provider shall submit a clearance from the Workers' Compensation HRCE that all fees and contributions have been paid before final payment is made by the HRCE under the Contract.

4. Canada Safety Council and Associated Standards

All electrical, electronic and gas-fired equipment MUST bear the required approval markings, being C.S.A. approved for entirely electrical or electronic equipment and C.G.A. or C.S.A. approved for gas fired equipment. All other similar equipment approvals MUST also be obtained. It shall be the responsibility of the service provider to obtain all applicable approvals, at its own expense.

5. Nova Scotia Occupational Health and Safety Legislation

The service provider shall comply at all times with the Nova Scotia Occupational Health and Safety Act, Regulation and Code, and its amendments thereto.

C. SAFETY REQUIREMENTS

1. Safety Responsibility

The service provider shall be solely responsible for ensuring the safety and health of its agents, employees and subservice providers and for ensuring that its activities do not

compromise the safety of HRCE's operations. The service provider shall provide to its agents, employees and subservice providers, at its own expense, any and all safety gear required to protect against injuries during the performance of the services and shall ensure that its agents, employees and subservice providers are knowledgeable of and utilize safe practices in the provision of the services, such practices to be at least as stringent as those set out in HRCE's safety standards provided to service provider from time to time.

2. Project Site Protection and Safety

The service provider shall protect the HRCE's property, staff and students, the service provider's staff and the public, from damage or injury by providing adequate precautions to make the work site a safe environment at all times. In addition to complying with any safety standards provided to the service provider by HRCE, the service provider shall:

- (a) report to the main administration office prior to starting any work at a school during occupied times;
- (b) complete a hazard assessment prior to starting work at any HRCE site;
- (c) provide all guards and fences and other safety equipment; if applicable.
- (b) respond to reports of hazards by HRCE;
- (c) do the following when work generating dust, vibration, noise or safety concerns (including without limitation jack hammering, shot blasting, sandblasting, concrete cutting and use of powder actuated fasteners) may affect HRCE property, staff, students or operations, if applicable.
 - (i) coordinate with HRCE representatives;
 - (ii) schedule and coordinate hours of work with HRCE input;
 - (iii) apply environmental contaminant control measures, and
 - (iv) stop operations generating, dust, vibration, noise or safety concerns when instructed by HRCE.

3. Hazardous Materials (NOT APPLICABLE TO RFP# 3955)

The service provider shall:

- (a) develop and implement a written "Hazardous Materials Information" document to ensure that all persons at the work site are made aware of the existence of any hazardous materials such as asbestos, lead-based products, and PCB's;

D. SERVICE PROVIDER EVALUATION

1. Audit

The HRCE reserves the right to audit service providers and their subservice provider's health and safety performances during the term of the Contract and upon its conclusion.

2. Evaluation

The HRCE reserves the right to evaluate the performance of the service provider and such evaluation will be based upon accident/injury data and adherence to this Schedule "B", the HRCE health and safety policies, applicable legislation, and periodic inspections and reports from HRCE employees. Information collected as part of such evaluations may be used for future reference.

E. HRCE REMEDIES FOR SERVICE PROVIDER NON-COMPLIANCE

1. Emergency Work Stoppage

The HRCE has the authority to stop progress of the work whenever, in its opinion, such stoppage is desirable for any safety-related reason. The service provider hereby agrees that no claim for loss of time or materials may be made with respect to such stoppage unless the claim for the time and materials and their value are certified in writing by the HRCE as allowable.

2. Termination for Non-Compliance

HRCE may terminate this Contract for non-compliance with health, safety, environmental and other applicable legislation and good industry practice on the part of the service provider or any subservice provider of the service provider, as constituting a material breach of this Contract. In addition, the HRCE reserves the right to stop the work of the service provider in the event of the service provider's non-compliance with applicable legislation or good industry practice. Such work stoppages shall not postpone any agreed to completion dates and any additional cost resulting from such work stoppages shall be borne by the service provider. Work shall not resume until the service provider rectifies the reason for non-compliance, to HRCE's satisfaction.

3. Non-Exclusive Remedies

Service provider acknowledges and agrees that the foregoing remedies available to HRCE are non-exclusive to, and may be exercised in conjunction with, any other rights or remedies available to HRCE, under the Contract, at law or in equity, in the event of threatened or actual breach of this Contract, including injunctive relief.

